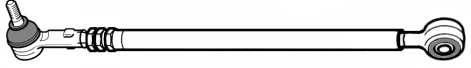

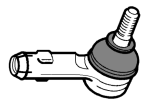



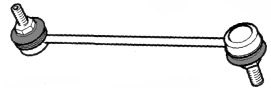
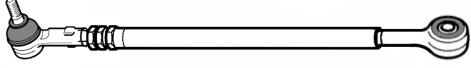

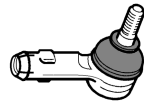


AUDI 80

80 (8C,B4)
80 (8C,B4) AVANT

Ltr. 1,6/1,6E/2,0/2,0E/2,0E16V/2,3E/2,6//2,8
1,9TD/1,9TDI

Baujahr 09/1991 - 12/1994
Year 09/1991 - 01/1996

VERGLEICH-NR. CROSS-REF.-NO.	HEYD-NR.	BENENNUNG / ABMESSUNG DESCRIPTION / DIMENSION	EINBAU POSITION	BILD FIGURE
811 419 801 E	V 15.59	Spurstange, verstellbar Tie rod, adjustable K12	L ⇐	
893 419 802	V 16.51	Spurstange, verstellbar Tie rod, adjustable K12	R ⇐	
811 419 812 A	V 15.76	Spurstangengel. Innengew. Tie rod end, internal thread M14x1,5 RH, K12	L+R ⇐⇐	
8A0 407 365	V 17.90	Traggelenk Suspension joint	L ↓	
8A0 407 366	V 17.91	Traggelenk Suspension joint	R ↓	
8A0 407 465 C	V 15.41	Koppelstange Vorderachse Stabilizer link front axle	L+R ↗↘ 	
<i>RECHTSLENKUNG / RIGHT HAND DRIVE (RHD)</i>				
811 419 802 K	V 15.64	Spurstange, verstellbar Tie rod, adjustable <i>RHD</i> K12	L ⇐	
894 419 802 A	V 16.52	Spurstange, verstellbar Tie rod, adjustable <i>RHD</i> K12	R ⇐	
811 419 812 A	V 15.76	Spurstangengel, Innengew. Tie rod end, internal thread M14x1,5 RH, K12	L+R ⇐⇐	



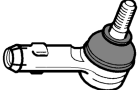



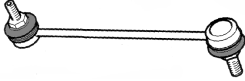






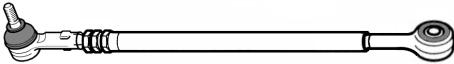

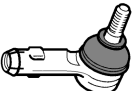
AUDI 80

80 (8C,B4) QUATTRO

Ltr. 2,0E16V/2,3E/2,6//S2/RS2

Baujahr
Year

09/1991 - 07/1995

VERGLEICHS-NR. CROSS-REF.-NO.	HEYD-NR.	BENENNUNG / ABMESSUNG DESCRIPTION / DIMENSION	EINBAU POSITION	BILD FIGURE
811 419 801 E	V 15.59	Spurstange, verstellbar Tie rod, adjustable K12	L ⇐	
893 419 802	V 16.51	Spurstange, verstellbar Tie rod, adjustable K12	R ⇒	
811 419 812 A	V 15.76	Spurstangengel. Innengew. Tie rod end, internal thread M14x1,5 RH, K12	L+R ⇐⇒	
8A0 407 365	V 17.90	Traggelenk Suspension joint	L ↓	
8A0 407 366	V 17.91	Traggelenk Suspension joint	R ↓	
8A0 407 465 C	V 15.41	Koppelstange Vorderachse Stabilizer link front axle	L+R ↖↗ 	
8A0 501 530 C	V 15.67	Spurstange, Hinterachse Tie rod rear axle K14	L+R ↗↘ 	
8A0 505 465 C	A 04.44	Koppelstange Hinterachse Stabilizer link rear axle	L ↗ 	
8A0 505 466 C	A 04.45	Koppelstange Hinterachse Stabilizer link rear axle	R ↘ 	
<i>RECHTSLENKUNG / RIGHT HAND DRIVE (RHD)</i>				
811 419 802 K	V15.64	Spurstange, verstellbar Tie rod, adjustable RHD K12	L ⇐	
894 419 802 A	V16.52	Spurstange, verstellbar Tie rod, adjustable RHD K12	R ⇒	
811 419 812 A	V15.76	Spurstangengel. Innengew. Tie rod end, internal thread M14x1,5 RH, K12	L+R ⇐⇒	



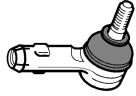








AUDI 90

90 (89,89Q,8A,B3)
90 (89,89Q,8A,B3) QUATTRO

Ltr. 2,0/2,020V/2,2E/2,3E/2,320V/ 1,6D
2,020V/2,2E/2,3E/2,3E20V

Baujahr
Year

04/1987 - 09/1991
04/1987 - 09/1991

VERGLEICHS-NR. CROSS-REF.-NO.	HEYD-NR.	BENENNUNG / ABMESSUNG DESCRIPTION / DIMENSION	EINBAU POSITION	BILD FIGURE
811 419 801 E	V 15.59	Spurstange, verstellbar Tie rod, adjustable	L ↔	
893 419 802	V 16.51	Spurstange, verstellbar Tie rod, adjustable	R ↔	
811 419 812 A	V 15.76	Spurstangengel. Innengew. Tie rod end, internal thread M14x1,5 RH, K12	L+R ↔↔	
<i>BIS/TILL FG-Nr./CH-No. 89-J-373599</i>				
893 407 365 A	V 16.92	Traggelenk Suspension joint	L ↓	
893 407 366 A	V 16.93	Traggelenk Suspension joint	R ↓	
<i>AB/FROM FG-Nr./CH-No. 89-J-373599</i>				
893 407 365 F	V 16.90	Traggelenk Suspension joint	L ↓	
893 407 366 F	V 16.91	Traggelenk Suspension joint	R ↓	
<i>BIS/TILL FG-Nr./ CH-No. 89-J-351000</i>				
855 407 365 A/B	V 15.95	Traggelenk Suspension joint	L ↓	
855 407 366 A/B	V 15.96	Traggelenk Suspension joint	R ↓	
<i>AB/FROM FG-Nr./ CH-No. 89-J-351001</i>				
893 407 365 F	V 16.90	Traggelenk Suspension joint	L ↓	
893 407 366 F	V 16.91	Traggelenk Suspension joint	R ↓	

FORTSETZUNG / CONTINUATION

AUDI 90

90 (89,89Q,8A,B3)

90 (89,89Q,8A,B3) QUATTRO

Ltr. 2,0/2,020V/2,2E/2,3E/2,320V/ 1,6D
2,020V/2,2E/2,3E/2,3E20V

Baujahr 04/1987 - 09/1991
Year 04/1987 - 09/1991

VERGLEICHS-NR. CROSS-REF.-NO.	HEYD-NR.	BENENNUNG / ABMESSUNG DESCRIPTION / DIMENSION	EINBAU POSITION	BILD FIGURE
<i>AB/FROM FG-Nr./ CH-No. 8A-L-0455001</i>				
8A0 407 465 C	V 15.41	Koppelstange Vorderachse Stabilizer link front axle	L+R	
895 505 389	V 15.42	Koppelstange Hinterachse Stabilizer link rear axle	L+R	
<i>RECHTSLENKUNG / RIGHT HAND DRIVE (RHD)</i>				
894 419 802 A	V 16.52	Spurstange, verstellbar Tie rod, adjustable RHD K12	R	
811 419 802 K	V 15.64	Spurstange, verstellbar Tie rod, adjustable RHD K12	L	
811 419 812 A	V 15.76	Spurstangengel. Innengew. Tie rod end, internal thread M14x1,5 RH, K12	L+R	

AUDI 100

100 (44,44Q,C3)

100 (44,44Q,C3) AVANT

100 (44,44Q,C3) QUATTRO

Ltr. 1,8/1,9/2,0/2,1/2,2/2,3E/2,0D/2,4D/2,5TD
1,8/1,9/2,0/2,1/2,2/2,3E/2,0TD/2,4D/2,5TDI
1,8/2,2/2,2E/2,3/2,3E

Baujahr 08/1982 - 11/1990
Year 08/1982 - 11/1990
10/1984 - 11/1990

VERGLEICHS-NR. CROSS-REF.-NO.	HEYD-NR.	BENENNUNG / ABMESSUNG DESCRIPTION / DIMENSION	EINBAU POSITION	BILD FIGURE
443 419 801 E	A 06.53	Spurstange, verstellbar Tie rod, adjustable	L	
443 419 811 D	A 06.73	Spurstangengel. Innengew. Tie rod end, internal thread M16x1,5 RH	L	
443 419 802 E	A 06.54	Spurstange, verstellbar Tie rod, adjustable K14,	R	
443 419 812 D	A 06.74	Spurstangengel. Innengew. Tie rod end, internal thread M16x1,5 RH, K14	R	

FORTSETZUNG / CONTINUATION

AUDI 100

100 (44,44Q,C3)

Ltr. 1,8/1,9/2,0/2,1/2,2/2,3E/2,0D/2,4D/2,5TD

Baujahr 08/1982 - 11/1990

100 (44,44Q,C3) AVANT

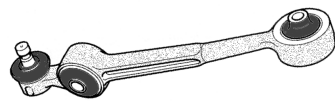
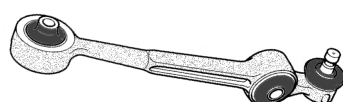
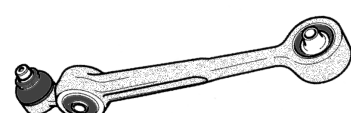
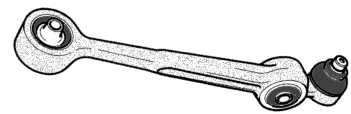
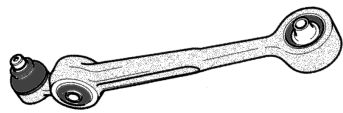
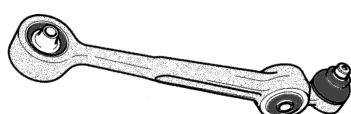

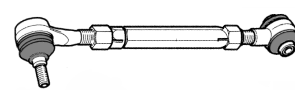

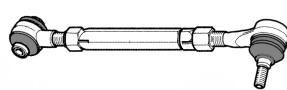
1,8/1,9/2,0/2,1/2,2/2,3E/2,0TD/2,4D/2,5TDI

Year 08/1982 - 11/1990

100 (44,44Q,C3) QUATTRO

1,8/2,2/2,2E/2,3/2,3E

10/1984 - 11/1990

VERGLEICHS-NR. CROSS-REF.-NO.	HEYD-NR.	BENENNUNG / ABMESSUNG DESCRIPTION / DIMENSION	EINBAU POSITION	BILD FIGURE
<i>MANUELLE LENKUNG / MANUAL STEERING</i>				
443 407 155 B 443 407 151 B	A 07.94	Querlenker mit Gummilager. Control arm with bushing	L ↓	
443 407 156 B 443 407 152 B	A 07.95	Querlenker mit Gummilager. Control arm with bushing	R ↓	
<i>SERVOLENKUNG / POWER STEERING</i>				
<i>AVANT QUATTRO 2,2 POWER STEERING ab/from FG-Nr./ CH-No 44-M-017381</i>				
437 407 155 A 437 407 151 A	A 06.97	Querlenker mit Gummilager. Control arm with bushing	L ↓	
437 407 156 A 437 407 152 A	A 06.98	Querlenker mit Gummilager. Control arm with bushing	R ↓	
<i>AVANT QUATTRO 2,2 POWER STEERING ab/from FG-Nr./ CH-No 44-M-017382</i>				
441 407 155 441 407 151 C	A 07.92	Querlenker mit Gummilager. Control arm with bushing	L ↓	
441 407 156 441 407 152 C	A 07.93	Querlenker mit Gummilager. Control arm with bushing	R ↓	
<i>AB/FROM FG-Nr./ CH-No. 44-G-073363</i>				
443 505 351 P	A 07.96	Querlenker Hinterachse Control arm rear axle	L ↗ 	
443 505 352 P	A 07.97	Querlenker Hinterachse Control arm rear axle	R ↘ 	

AUDI 100

100 (A4,C4)

Ltr. 2,0/2,0E/2,3E/2,6/2,8E/ 2,4D/2,5TDI

Baujahr 12/1990 - 06/1994

100 (A4,C4) AVANT


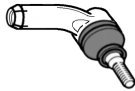
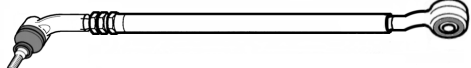

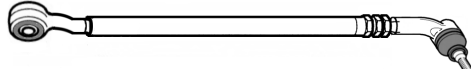
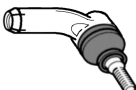



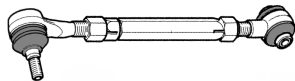

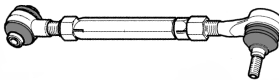

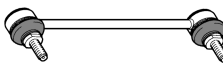
1,8/1,9/2,0/2,1/2,2/2,3/ 2,0D/2,0TDI/2,4D/2,5TDI

Year 12/1990 - 06/1994

100 (A4,C4) QUATTRO

1,8/2,0E/2,2E/2,3/2,3E/2,6/2,8E/S4V8

12/1990 - 06/1994

VERGLEICHS-NR. CROSS-REF.-NO.	HEYD-NR.	BENENNUNG / ABMESSUNG DESCRIPTION / DIMENSION	EINBAU POSITION	BILD FIGURE
<i>BIS/TILL FG-Nr./ CH-No. 4AO-P-001983</i>				
4A0 419 811 C 4A0 419 811 A	A 07.71	Spurstangengel. Innengew. Tie rod end, internal thread M18x1,5 RH K14	L ⇐	
4A0 419 812 C 4A0 419 812 A	A 07.72	Spurstangengel. Innengew. Tie rod end, internal thread M18x1,5 RH K14	R ⇒	
<i>AB/FROM FG-Nr./ CH-No. 4AO-P-001984</i>				
4A0 419 801 A	A 07.51	Spurstange, verstellbar Tie rod, adjustable K=14	L ⇐	
443 419 811 D	A 06.73	Spurstangengel. Innengew. Tie rod end, internal thread M16x1,5 RH K14	L ⇐	
4A0 419 802 A	A 07.52	Spurstange, verstellbar Tie rod, adjustable K14	R ⇒	
443 419 812 D	A 06.74	Spurstangengel. Innengew. Tie rod end, internal thread M16x1,5 RH K14	R ⇒	
4A0 407 151	A 07.98	Querlenker ohne Gummilager Control arm without bushing	L ↓	
4A0 407 152	A 07.99	Querlenker ohne Gummilager Control arm without bushing	R ↓	
443 505 351 P	A 07.96	Querlenker Hinterachse Control arm rear axle	L ⇐ 	
443 505 352 P	A 07.97	Querlenker Hinterachse Control arm rear axle	R ⇐ 	
4A0 505 389	A 06.41	Koppelstange Hinterachse Stabilizer link rear axle	L+R ⇐ ⇐ 	

AUDI 200

200 (44,44Q)

200 (44,44Q) AVANT

200 (44,44Q) QUATTRO

Ltr. 2,15E/2,1Turbo//2,2/2,2Turbo

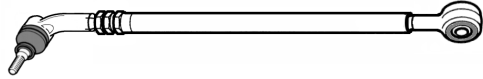

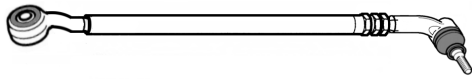
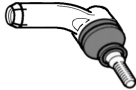
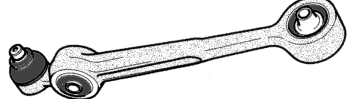
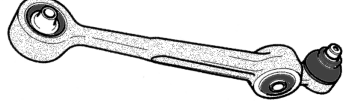
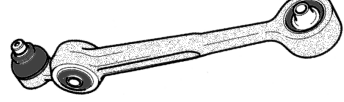
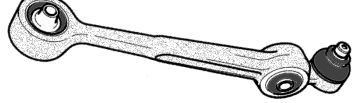

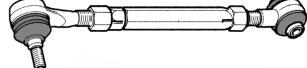

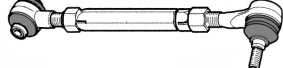
2,15E/2,1Turbo//2,2/2,2Turbo

2,1Turbo/2,2 20V/2,2Turbo

Baujahr 06/1983 - 12/1991

Year 09/1983 - 12/1991

08/1988 - 12/1991





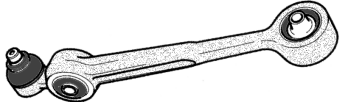
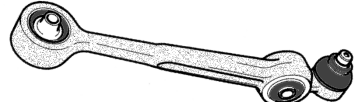

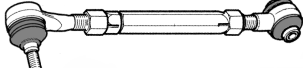

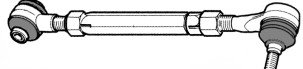
VERGLEICHS-NR. CROSS-REF.-NO.	HEYD-NR.	BENENNUNG / ABMESSUNG DESCRIPTION / DIMENSION	EINBAU POSITION	BILD FIGURE
443 419 801 E	A 06.53	Spurstange, verstellbar Tie rod, adjustable K14	L ⇐	
443 419 811 D	A 06.73	Spurstangengel. Innengew. Tie rod end, internal thread M16x1,5 RH, K14	L ⇐	
443 419 802 E	A 06.54	Spurstange, verstellbar Tie rod, adjustable K14	R ⇒	
443 419 812 D	A 06.74	Spurstangengel. Innengew. Tie rod end, internal thread M16x1,5 RH, K14	R ⇒	
<i>SERVOLENKUNG / POWER STEERING</i>				
<i>AVANT QUATTRO 2.2 POWER STEERING ab/from FG-Nr./ CH-No 44-M-017381</i>				
437 407 155 A 437 407 151 A	A 06.97	Querlenker mit Gummilager. Control arm with bushing	L ↓	
437 407 156 A 437 407 152 A	A 06.98	Querlenker mit Gummilager. Control arm with bushing	R ↓	
<i>AVANT QUATTRO 2.2 POWER STEERING ab/from FG-Nr./ CH-No 44-M-017382</i>				
441 407 155 441 407 151 C	A 07.92	Querlenker mit Gummilager. Control arm with bushing	L ↓	
441 407 156 441 407 152 C	A 07.93	Querlenker mit Gummilager. Control arm with bushing	R ↓	
443 505 351 P	A 07.96	Querlenker Hinterachse Control arm rear axle	L ⇐ 	
443 505 352 P	A 07.97	Querlenker Hinterachse Control arm rear axle	R ⇐ 	

AUDI V8

V8 QUATTRO (44_,4C_)

Ltr. 3,6/4,2

Baujahr
Year 10/1988 - 02/1994

VERGLEICHS-NR. CROSS-REF.-NO.	HEYD-NR.	BENENNUNG / ABMESSUNG DESCRIPTION / DIMENSION	EINBAU POSITION	BILD FIGURE
441 419 801 D	A 06.55	Spurstange, verstellbar Tie rod, adjustable K14	L ⇐	
443 419 811 D	A 06.73	Spurstangengel. Innengew. Tie rod end, internal thread M16x1,5 RH, K14	L ⇐	
441 419 802 D	A 06.58	Spurstange, verstellbar Tie rod, adjustable K14	R ⇒	
443 419 812 D	A 06.74	Spurstangengel. Innengew. Tie rod end, internal thread M16x1,5 RH, K14	R ⇒	
441 407 155 441 407 151 C	A 07.92	Querlenker mit Gummilager. Control arm with bushing	L ↓	
441 407 156 441 407 152 C	A 07.93	Querlenker mit Gummilager. Control arm with bushing	R ↓	
443 505 351 P	A 07.96	Querlenker Hinterachse Control arm rear axle	L ⇐ 	
443 505 352 P	A 07.97	Querlenker Hinterachse Control arm rear axle	R ⇐ 	

AUDI COUPE

COUPE (89,8B)

COUPE QUATTRO (89,8B)

Ltr. 1,8/2,0/2,016V/2,020V/2,320V/2,6/2,8
2,2/2,2 20V/2,3/2,320V/2,6/S2

Baujahr
Year

10/1988 - 12/1996

11/1988 - 12/1996

VERGLEICHS-NR. CROSS-REF.-NO.	HEYD-NR.	BENENNUNG / ABMESSUNG DESCRIPTION / DIMENSION	EINBAU POSITION	BILD FIGURE
811 419 801 E	V 15.59	Spurstange, verstellbar Tie rod, adjustable K12	L ⇐	
893 419 802	V 16.51	Spurstange, verstellbar Tie rod, adjustable K12	R ⇒	
811 419 812 A	V 15.76	Spurstangengel. Innengew. Tie rod end, internal thread M14x1,5 RH, K12	L+R ⇐⇒	
<i>BIS/TILL FG-Nr./ CH-No. 8B-L-003791</i>				
893 407 365 F	V 16.90	Traggelenk Suspension joint	L ↓	
893 407 366 F	V 16.91	Traggelenk Suspension joint	R ↓	
<i>1,8/2,0/2,3/2,3E AB/FROM FG-Nr./ CH-No. 8B-L-003792</i>				
8A0 407 365	V 17.90	Traggelenk Suspension joint	L ↓	
8A0 407 366	V 17.91	Traggelenk Suspension joint Ø19 mm	R ↓	
895 407 147 A	V 17.95	Querlenker mit Gummilager. Control arm with bushing	L ↓	
895 407 148 A	V 17.96	Querlenker mit Gummilager. Control arm with bushing	R ↓	
<i>1,8/2,0/2,3/2,3E AB/FROM FG-Nr./ CH-No. 8B-L-003792</i>				
8A0 407 465 C	V15.41	Koppelstange Vorderachse Stabilizer link front axle	L+R ↖ ↗ 	
<i>2,2/2,3/2,6/2,8 BIS/TILL FG-Nr./ CH-No. 89-L-003681</i>				
893 501 499 A	V 16.53	Spurstange, Hinterachse Tie rod rear axle	L+R ⇐↗ 	

FORTSETZUNG / CONTINUATION

AUDI COUPE

COUPE (89,8B)

Ltr. 1,8/2,0/2,016V/2,020V/2,320V/2,6/2,8
2,2/2,2 20V/2,3/2,320V/2,6/S2

Baujahr 10/1988 - 12/1996
Year 11/1988 - 12/1996

VERGLEICH-NR. CROSS-REF.-NO.	HEYD-NR.	BENENNUNG / ABMESSUNG DESCRIPTION / DIMENSION	EINBAU POSITION	BILD FIGURE
<i>2,2/2,3/2,6/2,8 AB/FROM FG-Nr./ CH-No. 89-L-0036812</i>				
893 501 499 B	V 16.62	Spurstange, Hinterachse Tie rod rear axle K14	L+R	
895 505 389	V 15.42	Koppelstange Hinterachse Stabiliizer link rear axle	L+R	
<i>RECHTSLENKUNG / RIGHT HAND DRIVE (RHD)</i>				
811 419 802 K	V 15.64	Spurstange, verstellbar Tie rod, adjustable RHD K12	L	
894 419 802 A	V 16.52	Spurstange, verstellbar Tie rod, adjustable RHD K12	R	
811 419 812 A	V 15.76	Spurstangengel. Innengew. Tie rod end, internal thread M14x1,5 RH, K12	L+R	



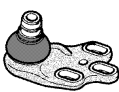

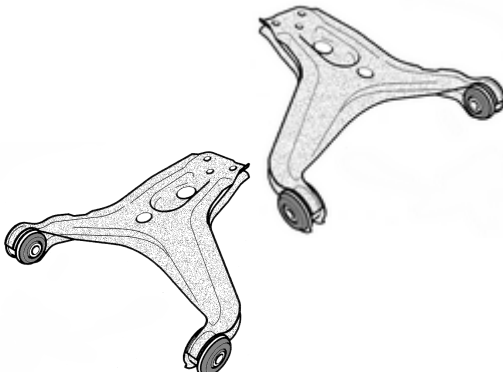

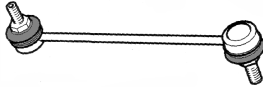
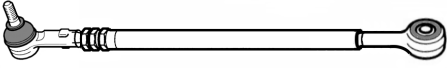

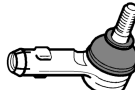
AUDI CABRIOLET

CABRIOLET (8G7, B4)

Ltr. 1,8/2,0E/2,016V/2,3E/2,6/2,8/ 1,9TDI

Baujahr 05/1991 - 08/2000
Year

VERGLEICH-NR. CROSS-REF.-NO.	HEYD-NR.	BENENNUNG / ABMESSUNG DESCRIPTION / DIMENSION	EINBAU POSITION	BILD FIGURE
811 419 801 E	V 15.59	Spurstange, verstellbar Tie rod, adjustable K12	L	
893 419 802	V 16.51	Spurstange, verstellbar Tie rod, adjustable K12	R	
811 419 812 A	V 15.76	Spurstangengel. Innengew. Tie rod end, internal thread M14x1,5 RH, K12	L+R	

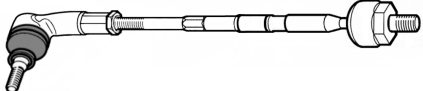
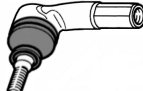
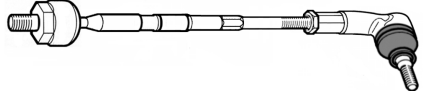





VERGLEICHS-NR. CROSS-REF.-NO.	HEYD-NR.	BENENNUNG / ABMESSUNG DESCRIPTION / DIMENSION	EINBAU POSITION	BILD FIGURE
8A0 407 365	V 17.90	Traggelenk Suspension joint	L ↓	
8A0 407 366	V 17.91	Traggelenk Suspension joint	R ↓	
<i>2,6/2,8 BIS/TILL FG-Nr./ CH-No. 8GN 001533 02/1994</i>				
895 407 365 A	V 17.97	Traggelenk Suspension joint	L ↓	
895 407 366 A	V 17.98	Traggelenk Suspension joint	R ↓	
895 407 147 A	V 17.95	Querlenker mit Gummilager. Control arm with bushing	L ↓	
895 407 148 A	V 17.96	Querlenker mit Gummilager. Control arm with bushing	R ↓	
8A0 407 465 C	V 15.41	Koppelstange Vorderachse Stabilizer link front axle	L+R ↗↘ 	
<i>RECHTSLENKUNG / RIGHT HAND DRIVE (RHD)</i>				
811 419 802 K	V 15.64	Spurstange, verstellbar Tie rod, adjustable RHD K12	L ←	
894 419 802 A	V 16.52	Spurstange, verstellbar Tie rod, adjustable RHD K12	R ⇒	
811 419 812 A	V 15.76	Spurstangengel. Innengew. Tie rod end, internal thread M14x1,5 RH, K12	L+R ←⇒	

AUDI A2

A2 (8Z0)
A2 (8Z0)
A2 (8Z0)

Ltr. 1,4/1,4TDI
1,6 FSI
1,2 TDI/1,4TDI

Baujahr 02/2000 - 08/2005
Year 05/2002 - 08/2005
03/2001 - 08/2005

VERGLEICHS-NR. CROSS-REF.-NO.	HEYD-NR.	BENENNUNG / ABMESSUNG DESCRIPTION / DIMENSION	EINBAU POSITION	BILD FIGURE
8Z0 423 803 C/F	A 02.03	Axialspurstange, verstellbar Axial tie rod, adjustable	L ⇐	
8Z0 423 811 A	A 02.73	Spurstangengel. Innengew. Tie rod end, internal thread M14x1,5 RH	L ⇐	
8Z0 423 804 C/F	A 02.04	Axialspurstange, verstellbar Axial tie rod, adjustable	R ⇒	
8Z0 423 812 A	A 02.74	Spurstangengel. Innengew. Tie rod end, internal thread M14x1,5 RH	R ⇒	
<i>NUR FÜR / ONLY FOR 1,2 TDI 02/2001 SERVOLENKUNG</i>				
8Z0 407 151 R 8Z0 407 151 P	A 02.94	Querlenker, Vorderachse Control arm, front axle Alu	L ↓	
8Z0 407 152 R 8Z0 407 152 P	A 02.95	Querlenker, Vorderachse Control arm, front axle. Alu	R ↓	
<i>NUR FÜR / ONLY FOR 1,4 / 1,4 TDI / 1,6 FSI</i>				
8Z0 407 151 J	A 02.97	Querlenker, Vorderachse Control arm, front axle. Stahl/Steel	L ↓	
29-30 37-38 39-40 8Z0 407 152 J	A 02.96	Querlenker, Vorderachse Control arm, front axle. Stahl/Steel	R ↓	

FORTSETZUNG / CONTINUATION

AUDI A2






A2 (8Z0)
A2 (8Z0)
A2 (8Z0)

Ltr 1,4/1,4TDI
1,6 FSI
1,2 TDI/1,4TDI

Baujahr 02/2000 - 08/2005
Year 05/2002 - 08/2005
03/2001 - 08/2005

VERGLEICHS-NR. CROSS-REF.-NO.	HEYD-NR.	BENENNUNG / ABMESSUNG DESCRIPTION / DIMENSION	EINBAU POSITION	BILD FIGURE
----------------------------------	----------	--	--------------------	----------------

NUR FÜR / ONLY FOR 1,4, 1,4 TDI 02/2000, 1,6 FSI 05/2002

8Z0 407 153 L	A 02.98	Querlenker, Vorderachse Control arm, front axle Stahl/Steel	L+R ↓	
8Z0 407 365 A 6Q0 407 365 M	A 03.96	Führungsgelenk Suspension joint K18 mm	L ↓	
8Z0 407 366 A 6Q0 407 366 M	A 03.97	Führungsgelenk Suspension joint K18 mm	R ↓	
6Q0 411 315 F 6Q0 411 315 C/D	A 03.45	Koppelstange Vorderachse Stabiilizer link front axle L= 270 mm	L+R ↗ ↘ 	

AUDI A3

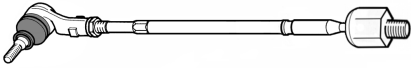

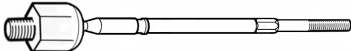
A3 (8L1)
A3 (8L1) QUATTRO
S3 (8L1) QUATTRO

Ltr 1,6/1,8/1,8T/ 1,9TDI
1,8/1,8T/ 1,9TDI
S3

Baujahr 09/1996 - 05/2003
Year 12/1996 - 05/2003
03/1999 - 05/2003

VERGLEICHS-NR. CROSS-REF.-NO.	HEYD-NR.	BENENNUNG / ABMESSUNG DESCRIPTION / DIMENSION	EINBAU POSITION	BILD FIGURE
----------------------------------	----------	--	--------------------	----------------

BIS/TILL FG-Nr./CH-No. 8L-W-050421

1J0 422 803 A	A 03.70	Axialspurstange, verstellbar Axial tie rod, adjustable M14x1,5, K14	L ⇐	
1J0 422 811 A	A 03.71	Spurstangengel. Innengew. Tie rod end, internal thread M14x1,5 RH, K14	L ⇐	
1J0 422 807 A/C	A 03.69	Axialgelenk Axial joint M14x1,5,	L+R ⇔ ⇐	

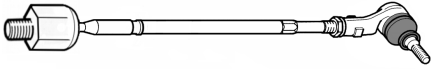
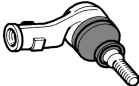
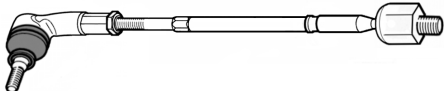
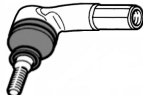
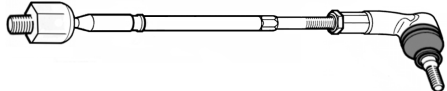
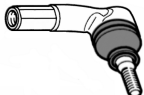

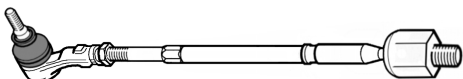

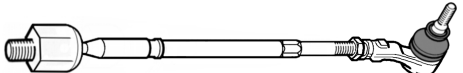

FORTSETZUNG / CONTINUATION

AUDI A3

A3 (8L1)
A3 (8L1) QUATTRO
S3 (8L1) QUATTRO

Ltr 1,6/1,8/1,8T/ 1,9TDI
1,8/1,8T/ 1,9TDI
S3

Baujahr 09/1996 - 05/2003
Year 12/1996 - 05/2003
03/1999 - 05/2003

VERGLEICHS-NR. CROSS-REF.-NO.	HEYD-NR.	BENENNUNG / ABMESSUNG DESCRIPTION / DIMENSION	EINBAU POSITION	BILD FIGURE
1J0 422 804 A	A 03.76	Axialspurstange, verstellbar Axial tie rod, adjustable M14x1,5, K14	R ⇒	
1J0 422 812 A	A 03.72	Spurstangengel. Innengew. Tie rod end, internal thread M14x1,5 RH, K14	R ⇒	
<i>AB/FROM FG-Nr./CH-No. 8L-W-050422</i>				
1J0 422 803 B/H	A 03.77	Axialspurstange, verstellbar Axial tie rod, adjustable M14x1,5, K16	L ⇐	
1J0 422 811 B	A 03.74	Spurstangengel. Innengew. Tie rod end, internal thread M14x1,5 RH K16	L ⇐	
1J0 422 804 B/H	A 03.78	Axialspurstange, verstellbar Axial tie rod, adjustable M14x1,5, K16	R ⇒	
1J0 422 812 B	A 03.75	Spurstangengel. Innengew. Tie rod end, internal thread M14x1,5 RH, K16	R ⇒	
1J0 422 807 B	A 03.73	Axialgelenk Axial joint M14x1,5 RH	L+R ⇒ ⇐	
<i>A3 /S3 QUATTRO 10/2001</i>				
8N0 422 803 A/C	A 03.01	Axialspurstange, verstellbar Axial tie rod, adjustable M16x1,5, K14	L ⇐	
8N0 422 812A	A 03.02	Spurstangengel. Innengew. Tie rod end, internal thread M16x1,5 RH K14	L ⇐	
8N0 422 804 A/C	A 03.04	Axialspurstange, verstellbar Axial tie rod, adjustable M16x1,5, K14	R ⇒	
8N0 422 811A	A 03.06	Spurstangengel. Innengew. Tie rod end, internal thread M16x1,5 RH, K14	R ⇒	

AUDI A3

A3 (8L1)
A3 (8L1) QUATTRO
S3 (8L1) QUATTRO

Ltr 1,6/1,8/1,8T/ 1,9TDI
1,8/1,8T/ 1,9TDI
S3

Baujahr 09/1996 - 05/2003
Year 12/1996 - 05/2003
03/1999 - 05/2003

VERGLEICHS-NR. CROSS-REF.-NO.	HEYD-NR.	BENENNUNG / ABMESSUNG DESCRIPTION / DIMENSION	EINBAU POSITION	BILD FIGURE
1J0 407 151 B/C	A 03.95	Querlenker Vorderachse Control arm front axle Stahl/Steel	L+R ↓	
1J0 407 365 A/B/C/D/H	A 03.90	Führungsgelenk Suspension joint K18 mm	L ↓	
1J0 407 366 A/B/C/D/H	A 03.91	Führungsgelenk Suspension joint K18 mm	R ↓	
1J0 411 315 D	A 03.47	Koppelstange Vorderachse Stabilizer link front axle	L ↗ 	
1J0 411 316 D	A 03.48	Koppelstange Vorderachse Stabilizer link front axle	R ↘ 	
1J0 411 315 G/H	A 03.41	Koppelstange Vorderachse Stabilizer link front axle	L+R ↗ ↘ 	
1J0 505 466 B	A 03.43	Koppelstange Hinterachse Stabilizer link rear axle	L+R ↗ ↘ 	

AUDI A3

A3 (8P1)
A3 QUATTRO (8P1)

Ltr 1,4 FSI/1,6/1,6FSI/1,8TFSI/2,0FSI/2,0TFSI
1,9TDI/2,0TDI/ /2,0TDI16V
2,0TFSI/S3
2,0TDI/2,0TDI20V

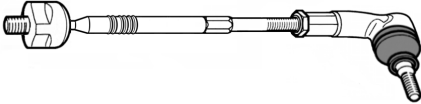
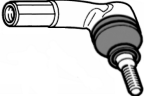
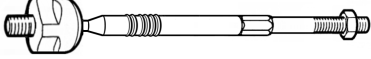






Baujahr 05/2003 -
Year 05/2003 -

VERGLEICHS-NR. CROSS-REF.-NO.	HEYD-NR.	BENENNUNG / ABMESSUNG DESCRIPTION / DIMENSION	EINBAU POSITION	BILD FIGURE
	A 03.31	Axialspurstange, verstellbar Axial tie rod, adjustable M16x1,5	L ⇐	
1K0 423 811 E/F	A 03.33	Spurstangengel. Innengew. Tie rod end, internal thread M16x1,5 RH	L ⇐	
1K0 423 810 A	A 03.34	Axialgelenk Axial joint M16x1,5	L+R ⇔ ⇐	

A3 (8P1)
A3 QUATTRO (8P1)

Ltr 1,4 FSI/1,6/1,6FSI/1,8TFSI/2,0FSI/2,0TFSI
1,9TDI/2,0TDI/ /2,0TDI16V
2,0TFSI/S3
2,0TDI/2,0TDI20V

Baujahr 05/2003 -
Year 05/2003 -

VERGLEICHS-NR. CROSS-REF.-NO.	HEYD-NR.	BENENNUNG / ABMESSUNG DESCRIPTION / DIMENSION	EINBAU POSITION	BILD FIGURE
	A 03.30	Axialspurstange, verstellbar Axial tie rod, adjustable M16x1,5	R ⇨	
1K0 423 812 E/F	A 03.32	Spurstangengel. Innengew. Tie rod end, internal thread M16x1,5 RH	R ⇨	
1K0 423 810 A	A 03.34	Axialgelenk Axial joint M16x1,5	L+R ⇨ ⇐	
1K0 407 151 P/Q	A 03.83	Querlenker Vorderachse Control arm front axle Stahl / Steel	L ↓	
1K0 407 152 P/Q	A 03.84	Querlenker Vorderachse Control arm front axle Stahl / Steel	R ↓	
1K0 407 151 M/R	A 03.85	Querlenker Vorderachse Control arm front axle Grauguß / Grey cast iron	L ↓	
1K0 407 152 M/R	A 03.86	Querlenker Vorderachse Control arm front axle Grauguß / Grey cast iron	R ↓	
1K0 407 365 C/E	A 03.93	Führungsgelenk Suspension joint	L ↓	
1K0 407 366 C/E	A 03.92	Führungsgelenk Suspension joint	R ↓	

AUDI A3


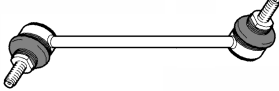

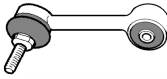
A3 (8P1)

Ltr 1,4 FSI/1,6/1,6FSI/1,8TFSI/2,0FSI/2,0TFSI
1,9TDI/2,0TDI//2,0TDI16V
2,0TFSI/S3
2,0TDI/2,0TDI20V

Baujahr 05/2003 -

Year

05/2003 -

VERGLEICHS-NR. CROSS-REF.-NO.	HEYD-NR.	BENENNUNG / ABMESSUNG DESCRIPTION / DIMENSION	EINBAU POSITION	BILD FIGURE
1K0 411 315 B/D	A 03.49	Koppelstange Vorderachse Stabiliizer link front axle	L+R ↖↗ 	
1K0 505 465 J/K	A 03.50	Koppelstange Hinterachse Stabiliizer link rear axle	L+R ↙↘ 	

AUDI A3 SPORTBACK

A3 (8P1)

Ltr 1,4 FSI/1,6/1,6FSI/1,8FSI/2,0FSI/2,0TFSI
1,9TDI/2,0TDI//2,0TDI16V
2,0TFSI/S3
2,0TDI/2,0TDI20V
S3

Baujahr 05/2003 -

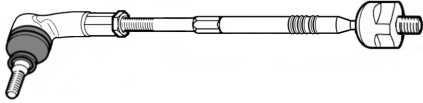
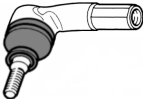
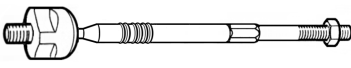
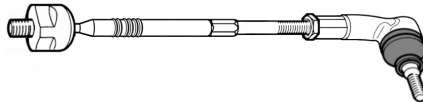
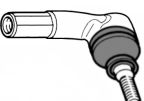
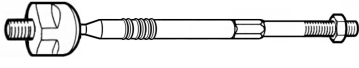

Year

05/2003 -

A3 QUATTRO (8P1)

S3 QUATTRO (8PA)

06/2008 -

VERGLEICHS-NR. CROSS-REF.-NO.	HEYD-NR.	BENENNUNG / ABMESSUNG DESCRIPTION / DIMENSION	EINBAU POSITION	BILD FIGURE
	A 03.31	Axialspurstange, verstellbar Axial tie rod, adjustable M16x1,5	L ↔	
1K0 423 811 E/F	A 03.33	Spurstangengel. Innengew. Tie rod end, internal thread M16x1,5 RH	L ↔	
1K0 423 810 A	A 03.34	Axialgelenk Axial joint M16x1,5, RH	L+R ⇔ ↔	
	A 03.30	Axialspurstange, verstellbar Axial tie rod, adjustable M16x1,5	R ⇔ ↔	
1K0 423 812 E/F	A 03.32	Spurstangengel. Innengew. Tie rod end, internal thread M16x1,5 RH	R ⇔ ↔	
1K0 423 810 A	A 03.34	Axialgelenk Axial joint M16x1,5 RH	L+R ⇔ ↔	
1K0 407 151 P/Q	A 03.83	Querlenker Vorderachse Control arm front axle Stahl / Steel	L ↓	

FORTSETZUNG / CONTINUATION

AUDI A3 SPORTBACK

A3 (8P1)

Ltr 1,4 FSI/1,6/1,6FSI/1,8FSI/2,0FSI/2,0TFSI
1,9TDI/2,0TDI/ /2,0TDI16V
2,0TFSI/S3
2,0TDI/2,0TDI20V
S3





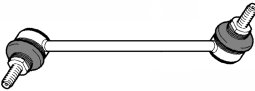

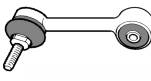
Baujahr 05/2003 -

Year 05/2003 -

A3 QUATTRO (8P1)

S3 QUATTRO (8PA)

06/2008 -

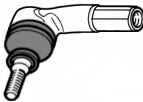
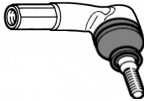
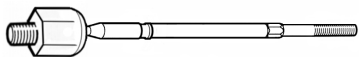

VERGLEICHS-NR. CROSS-REF.-NO.	HEYD-NR.	BENENNUNG / ABMESSUNG DESCRIPTION / DIMENSION	EINBAU POSITION	BILD FIGURE
1K0 407 152 P/Q	A 03.84	Querlenker Vorderachse Control arm front axle Stahl / Steel	R ↓	
1K0 407 365 C/E	A 03.93	Führungsgelenk Suspension joint	L ↓	
1K0 407 366 C/E	A 03.92	Führungsgelenk Suspension joint	R ↓	
1K0 411 315 B/D	A 03.49	Koppelstange Vorderachse Stabilizer link front axle	L+R ↗↘ 	
1K0 505 465 J/K	A 03.50	Koppelstange Hinterachse Stabilizer link rear axle	L+R ↗↘ 	



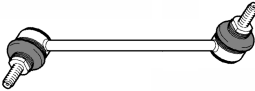

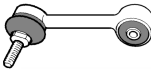
AUDI A3 CABRIOLET

A3 CABRIOLET

Ltr 1,8TFSI/2,0TFSI
1,9TDI/2,0TDI

Baujahr 04/2008.-
Year

VERGLEICHS-NR. CROSS-REF.-NO.	HEYD-NR.	BENENNUNG / ABMESSUNG DESCRIPTION / DIMENSION	EINBAU POSITION	BILD FIGURE
1K0 423 811 E/F	A 03.33	Spurstangengel. Innengew. Tie rod end, internal thread M16x1,5 RH	L ←	
1K0 423 812 E/F	A 03.32	Spurstangengel. Innengew. Tie rod end, internal thread M16x1,5 RH	R ⇒	
1K0 423 810 A	A 03.34	Axialgelenk Axial joint M16x1,5 RH	L+R ⇔ ←	
1K0 407 365 C/E	A 03.93	Führungsgelenk Suspension joint	L ↓	

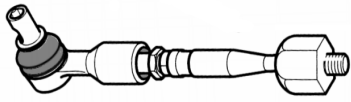
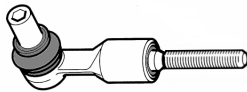
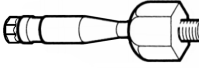



VERGLEICHS-NR. CROSS-REF.-NO.	HEYD-NR.	BENENNUNG / ABMESSUNG DESCRIPTION / DIMENSION	EINBAU POSITION	BILD FIGURE
1K0 407 366 C/E	A 03.92	Führungsgelenk Suspension joint	R ↓	
1K0 411 315 B/D	A 03.49	Koppelstange Vorderachse Stabiliizer link front axle	L+R ↻↻ 	
1K0 505 465 J/K	A 03.50	Koppelstange Hinterachse Stabiliizer link rear axle	L+R ↻↻ 	

AUDI A4

A4 (8D2,B5)
A4 (8D5,B5) AVANT

Ltr 1,6/1,8/1,8T/2,4/2,6/2,8/ 1,9TDI/2,5TDI
1,6/1,8/1,8T/2,4/2,6/2,8/S4/ 1,9TDI/2,5TDI

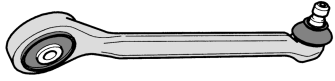
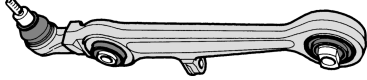











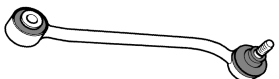
Baujahr 01/1995 - 11/2000
Year 07/1996 - 09/2001

VERGLEICHS-NR. CROSS-REF.-NO.	HEYD-NR.	BENENNUNG / ABMESSUNG DESCRIPTION / DIMENSION	EINBAU POSITION	BILD FIGURE
4D0 419 801 G/L 4B0 419 801 B/M	A 04.51	Axialspurstange, verstellbar Axial tie rod, adjustable	L+R ↔↔	
8E0 419 811 B 4B0 419 811 E	A 04.71	Spurstangengelenk Tie rod end M14x1,5 RH	L+R ↔↔	
4D0 422 821 A	A 04.52	Axialgelenk Axial joint M14x1.5 RH	L+R ↔ ↔	
8E0 407 509 A 8D0 407 509 E	A 04.82	Lenker Vorderachse, hinten Torque rod front axle	L ↑	
8E0 407 510 A 8D0 407 510 E	A 04.83	Lenker Vorderachse, hinten Torque rod front axle	R ↑	
8E0 407 505 A 8D0 407 505 H/K	A 04.41	Lenker Vorderachse, vorne Torque rod front axle	L ↑	

A4 (8D2,B5)
A4 (8D5,B5) AVANT

Ltr 1,6/1,8/1,8T/2,4/2,6/2,8/ 1,9TDI/2,5TDI
1,6/1,8/1,8T/2,4/2,6/2,8/S4/ 1,9TDI/2,5TDI

Baujahr 01/1995 - 11/2000
Year 07/1996 - 09/2001

VERGLEICHS-NR. CROSS-REF.-NO.	HEYD-NR.	BENENNUNG / ABMESSUNG DESCRIPTION / DIMENSION	EINBAU POSITION	BILD FIGURE
8E0 407 506 A 8D0 407 506 H/K	A 04.42	Lenker Vorderachse, vorne Torque rod front axle	R ↑	
8D0 407 151 F 4D0 407 151 J/P	A 04.86	Querlenker, VA, vorne Control arm, VA	L+R ↓	
8E0 407 693 K/Q 4D0 407 693 M/N	A 04.87	Führungslenker, VA, hinten Torque rod front axle	L ↓	
8E0 407 694 K/Q 4D0 407 694 M/N	A 04.88	Führungslenker, VA, hinten Torque rod front axle	R ↓	
8D0 411 317 D	A 04.46	Koppelstange Vorderachse Stabilizer link front axle	L ↗ 	
8D0 411 318 D	A 04.47	Koppelstange Vorderachse Stabilizer link front axle	R ↘ 	
8D0 501 530	A 04.53	Spurstange(QuattroVersion Tie rod (Quattro models)	L+R ↗ ↘ 	
<i>BIS/TILL FG-Nr./ CH-No. 8D-V-060.000</i>				
8A0 505 465 C	A 04.44	Koppelstange Hinterachse Stabilizer link rear axle	L ↗ 	
8A0 505 466 C	A 04.45	Koppelstange Hinterachse Stabilizer link rear axle	R ↘ 	

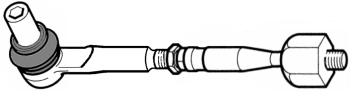
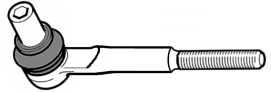
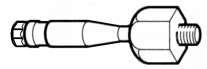
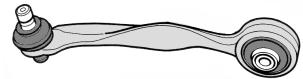



FORTSETZUNG / CONTINUATION

AUDI A4

A4 (8D2,B5)
A4 (8D5,B5) AVANT

Ltr 1,6/1,8/1,8T/2,4/2,6/2,8/ 1,9TDI/2,5TDI
1,6/1,8/1,8T/2,4/2,6/2,8/S4/ 1,9TDI/2,5TDI

Baujahr 01/1995 - 11/2000
Year 07/1996 - 09/2001

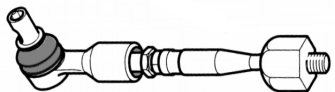
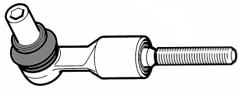
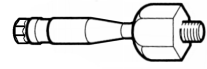
VERGLEICHS-NR. CROSS-REF.-NO.	HEYD-NR.	BENENNUNG / ABMESSUNG DESCRIPTION / DIMENSION	EINBAU POSITION	BILD FIGURE
<i>FÜR FAHRZEUGE MIT TIEFERGELEGTEM FAHRWERK / LOWERED SUSPENSION</i>				
8E0 419 801 E	A 04.54	Axialspurstange, verstellbar Axial tie rod, adjustable	L+R ↔↔	
8E0 419 811 4B0 419 811 G/J	A 04.56	Spurstangengelenk Tie rod end M14x1,5 RH	L+R ↔↔	
8E0 422 821	A 04.58	Axialgelenk Axial joint M14x1.5 RH	L+R ↔ ↔	
8E0 407 509 C 8D0 407 509 A/F	A 04.90	Lenker Vorderachse, hinten Torque rod front axle	L ↑	
8E0 407 510 C 8D0 407 510 A/F	A 04.91	Lenker Vorderachse, hinten Torque rod front axle	R ↑	
8E0 407 505 C 8D0 407 505 E/L	A 04.92	Lenker Vorderachse, hinten Torque rod front axle	L ↑	
8E0 407 506 C 8D0 407 506 E/L	A 04.93	Lenker Vorderachse, hinten Torque rod front axle	R ↑	

AUDI A4

A4 (8E2,B6)
A4 (8E5,B6) AVANT

Ltr 1,6/1,8T/2,0/2,0FSI/2,4/3,0/ 1,9TDI/2,5TDI
1,6/1,8T/2,0/2,0FSI/2,4/3,0/ 1,9TDI/2,5TDI

Baujahr 11/2000 - 12/2004
Year 04/2001 - 12/2004

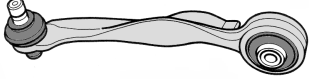



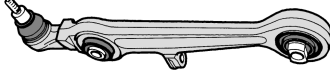







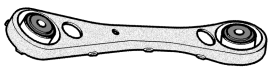

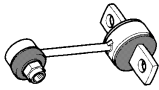
VERGLEICHS-NR. CROSS-REF.-NO.	HEYD-NR.	BENENNUNG / ABMESSUNG DESCRIPTION / DIMENSION	EINBAU POSITION	BILD FIGURE
8E0 419 801 B	A 04.57	Axialspurstange, verstellbar Axial tie rod, adjustable	L+R ↔↔	
8E0 419 811 B 4B0 419 811 E	A 04.71	Spurstangengelenk Tie rod end M14x1,5 RH	L+R ↔↔	
8E0 422 821	A 04.58	Axialgelenk Axial joint M14x1.5 RH	L+R ↔ ↔	

AUDI A4

A4 (8E2,B6)
A4 (8E5,B6) AVANT

Ltr 1,6/1,8T/2,0/2,0FSI/2,4/3,0/ 1,9TDI/2,5TDI
1,6/1,8T/2,0/2,0FSI/2,4/3,0/ 1,9TDI/2,5TDI

Baujahr 11/2000 - 12/2004
Year 04/2001 - 12/2004

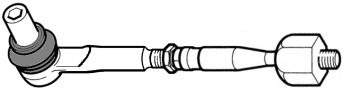
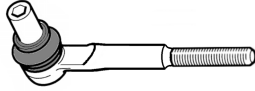
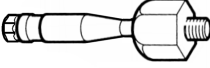
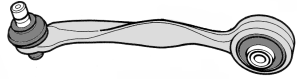



VERGLEICH-NR. CROSS-REF.-NO.	HEYD-NR.	BENENNUNG / ABMESSUNG DESCRIPTION / DIMENSION	EINBAU POSITION	BILD FIGURE
8E0 407 509 A 8D0 407 509 E	A 04.82	Lenker Vorderachse, hinten Torque rod front axle	L ↑	
8E0 407 510 A 8D0 407 510 E	A 04.83	Lenker Vorderachse, hinten Torque rod front axle	R ↑	
8E0 407 505 A 8D0 407 505 H/K	A 04.41	Lenker Vorderachse, vorne Torque rod front axle	L ↑	
8E0 407 506 A 8D0 407 506 H/K	A 04.42	Lenker Vorderachse, vorne Torque rod front axle	R ↑	
8E0 407 151 M/N	A 04.85	Querlenker, VA, vorne Control arm, VA	L+R ↓	
8E0 407 693 K/Q 4D0 407 693 M	A 04.87	Führungslenker, VA, hinten Torque rod front axle	L ↓	
8E0 407 694 K/Q 4D0 407 694 M/N	A 04.88	Führungslenker, VA, hinten Torque rod front axle	R ↓	
8E0 411 317	A 04.48	Koppelstange Vorderachse Stabilizer link front axle	L ↻ 	
8E0 411 318	A 04.49	Koppelstange Vorderachse Stabilizer link front axle	R ↻ 	
8E0 501 529 G/K	A 04.39	Lenker, Hinterachse, Track Controlarm, rear axle	L+R ↻ ↻ 	
8E0 505 465 T	A 04.40	Koppelstange Hinterachse Stabilizer link rear axle	L+R ↻ ↻ 	

AUDI A4

A4 (8E2,B6)
A4 (8E5,B6) AVANT

Ltr 1,6/1,8T/2,0/2,0FSI/2,4/3,0/ 1,9TDI/2,5TDI
1,6/1,8T/2,0/2,0FSI/2,4/3,0/ 1,9TDI/2,5TDI

Baujahr 11/2000 - 12/2004
Year 04/2001 - 12/2004

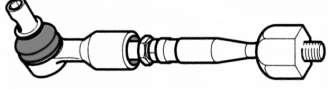
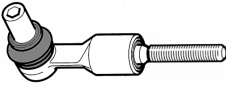
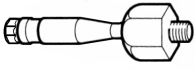
VERGLEICHS-NR. CROSS-REF.-NO.	HEYD-NR.	BENENNUNG / ABMESSUNG DESCRIPTION / DIMENSION	EINBAU POSITION	BILD FIGURE
<i>FÜR FAHRZEUGE MIT TIEFERGELEGTEM FAHRWERK / LOWERED SUSPENSION</i>				
8E0 419 801 E	A 04.54	Axialspurstange, verstellbar Axial tie rod, adjustable	L+R ↔↔	
8E0 419 811 4B0 419 811 G/J	A 04.56	Spurstangengelenk Tie rod end M14x1,5 RH	L+R ↔↔	
8E0 422 821	A 04.58	Axialgelenk Axial joint M14x1.5 RH	L+R ↔ ↔	
8E0 407 509 C 8D0 407 509 A/F	A 04.90	Lenker Vorderachse, hinten Torque rod front axle	L ↑	
8E0 407 510 C 8D0 407 510 A/F	A 04.91	Lenker Vorderachse, hinten Torque rod front axle	R ↑	
8E0 407 505 C 8D0 407 505 E/L	A 04.92	Lenker Vorderachse, hinten Torque rod front axle	L ↑	
8E0 407 510 C 8D0 407 506 E/L	A 04.93	Lenker Vorderachse, hinten Torque rod front axle	R ↑	

AUDI A4

A4 (8H7,8HE) CABRIOLET
A4 (8H7,8HE) CABRIOLET QUATTRO

Ltr 1,8T/2,0/2,0TFSI/2,4/3,0/3,2FSI
2,0TDI/2,5TDI/2,7TDI
1,8T/3,0/3,2FSI/S4

Baujahr 04/2002 -
Year 05/2003 -

VERGLEICHS-NR. CROSS-REF.-NO.	HEYD-NR.	BENENNUNG / ABMESSUNG DESCRIPTION / DIMENSION	EINBAU POSITION	BILD FIGURE
8E0 419 801 B	A 04.57	Axialspurstange, verstellbar Axial tie rod, adjustable	L+R ↔↔	
8E0 419 811 B 4B0 419 811 E	A 04.71	Spurstangengelenk Tie rod end M14x1,5 RH	L+R ↔↔	
8E0 422 821	A 04.58	Axialgelenk Axial joint M14x1.5 RH	L+R ↔ ↔	

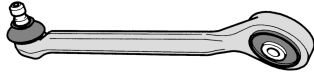
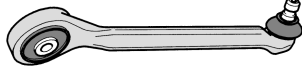
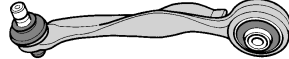

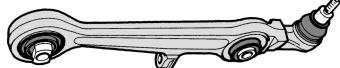







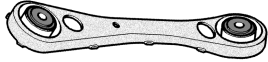

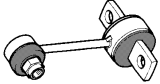
AUDI A4

A4 (8H7,8HE) CABRIOLET

Ltr 1,8T/2,0/2,0TFSI/2,4/3,0/3,2FSI
2,0TDI/2,5TDI/2,7TDI
1,8T/3,0/3,2FSI/S4

Baujahr 04/2002 -
Year 05/2003 -

A4 (8H7,8HE) CABRIOLET QUATTRO

VERGLEICHS-NR. CROSS-REF.-NO.	HEYD-NR.	BENENNUNG / ABMESSUNG DESCRIPTION / DIMENSION	EINBAU POSITION	BILD FIGURE
8E0 407 505 A 8D0 407 505 H/K	A 04.41	Lenker Vorderachse, vorne Torque rod front axle	L ↑	
8E0 407 506 A 8D0 407 506 H/K	A 04.42	Lenker Vorderachse, vorne Torque rod front axle	R ↑	
8E0 407 509 A 8D0 407 509 E	A 04.82	Lenker Vorderachse, hinten Torque rod front axle	L ↑	
8E0 407 510 A 8D0 407 510 E	A 04.83	Lenker Vorderachse, hinten Torque rod front axle	R ↑	
8E0 407 151 L/M	A 04.85	Querlenker, VA, vorne Control arm, VA	L+R ↓	
8E0 407 693 K/Q 4D0 407 693 M/N	A 04.87	Führungslenker, VA, hinten Torque rod front axle	L ↓	
8E0 407 694 K/Q 4D0 407 694 M/N	A 04.88	Führungslenker, VA, hinten Torque rod front axle	R ↓	
8E0 411 317	A 04.48	Koppelstange Vorderachse Stabilizer link front axle	L ↻ 	
8E0 411 318	A 04.49	Koppelstange Vorderachse Stabilizer link front axle	R ↻ 	
8E0 501 529 G/K	A 04.39	Lenker, Hinterachse, Track Controlarm, rear axel	L+R ↻ 	
8E0 505 465 T	A 04.40	Koppelstange Hinterachse Stabilizer link rear axle	L+R ↻ 	

AUDI A4

A4 (8EC)

Ltr 1,6/1,8T/2,0/2,0FSD/2,0TFSI/3,2FSI
1,9TDI/2,0TDI/2,0TDI20V/2,5DTI

Baujahr 11/2004 -

A4 (8EC) AVANT

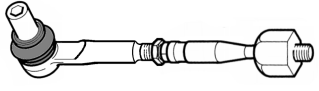
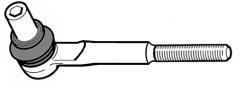
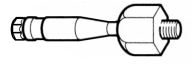
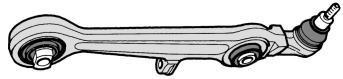








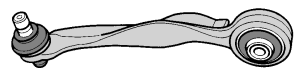
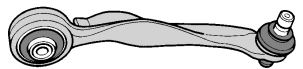
1,6/1,8T/2,0/2,0FSD/3,0/3,2FSI
1,9TDI/2,0TDI/2,0TDI20V/2,5DTI 4,2

Year 11/2004 -

A4 (8EC,8ED) QUATTRO

1,8T/2,0TFSI/3,0/3,2FSI/S4/ 2,=TDI

11/2004 -

VERGLEICHS-NR. CROSS-REF.-NO.	HEYD-NR.	BENENNUNG / ABMESSUNG DESCRIPTION / DIMENSION	EINBAU POSITION	BILD FIGURE
8E0 419 801 N	A 05.50	Axialspurstange, verstellbar Axial tie rod, adjustable	L+R ↔↔	
8E0 419 811 4B0 419 811 G/J	A 04.56	Spurstangengelenk Tie rod end M14x1,5 RH	L+R ↔↔	
8E0 422 821	A 04.58	Axialgelenk Axial joint M14x1.5 RH	L+R ↔ ↔	
8E0 407 151 M/N	A 04.85	Querlenker, VA, vorne Control arm, VA	L+R ↓	
<i>4 ZYL. MODELLE / 4 CYLINDERS MODELS</i>				
8E0 407 505 C 8D0 407 505 E/L	A 04.92	Lenker Vorderachse, vorne Torque rod front axle	L ↑	
8E0 407 506 C 8D0 407 506 E/L	A 04.93	Lenker Vorderachse, vorne Torque rod front axle	R ↑	
8E0 407 509 C 8D0 407 509 A/F	A 04.90	Lenker Vorderachse, hinten Torque rod front axle	L ↑	
8E0 407 510 C 8D0 407 510 A/F	A 04.91	Lenker Vorderachse, hinten Torque rod front axle	R ↑	
8E0 407 693 T	A 05.81	Führungslenker, VA, hinten Torque rod front axle	L ↓	
8E0 407 694 T	A 05.80	Führungslenker, VA, hinten Torque rod front axle	R ↓	
<i>8 ZYL. MODELLE AB FG-Nr. 8E-5-600 001 8 CYLINDERS MODELS FROM CH-No. 8E-5-600 001</i>				
8E0 407 505 E	A 05.91	Lenker Vorderachse, vorne Torque rod front axle	L ↑	
8E0 407 506 E	A 05.90	Lenker Vorderachse, vorne Torque rod front axle	R ↑	
8E0 407 509 E	A 05.93	Lenker Vorderachse, hinten Torque rod front axle	L ↑	
8E0 407 510 E	A 05.92	Lenker Vorderachse, hinten Torque rod front axle	R ↑	

AUDI A4

A4 (8EC)

Ltr 1,6/1,8T/2,0/2,0FSI/2,0TFSI/3,2FSI
1,9TDI/2,0TDI/2,0TDI20V/2,5DTI

Baujahr 11/2004 -
Year

A4 (8EC) AVANT










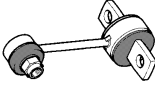
1,6/1,8T/2,0/2,0FSI/3,0/3,2FSI
1,9TDI/2,0TDI/2,0TDI20V/2,5DTI 4,2

11/2004 -

A4 (8EC,8ED) QUATTRO

1,8T/2,0TFSI/3,0/3,2FSI/S4/ 2,=TDI

11/2004 -

VERGLEICHS-NR. CROSS-REF.-NO.	HEYD-NR.	BENENNUNG / ABMESSUNG DESCRIPTION / DIMENSION	EINBAU POSITION	BILD FIGURE
<i>2,0LTR./147KW/162KW + 6/8 ZYL.-MODELLE</i>				
8E0 407 693 N	A 05.95	Führungslenker, VA, hinten Torque rod front axle	L ↓	
8E0 407 694 N	A 05.94	Führungslenker, VA, hinten Torque rod front axle	R ↓	
8E0 411 317	A 04.48	Koppelstange Vorderachse Stabilizer link front axle	L ↗ 	
8E0 411 318	A 04.49	Koppelstange Vorderachse Stabilizer link front axle	R ↖ 	
8E0 501 529 G/K	A 04.39	Lenker, Hinterachse, Track Controlarm, rear axel	L+R ↖↗ 	
8E0 505 465 T	A 04.40	Koppelstange Hinterachse Stabilizer link rear axle	L+R ↖↗ 	

AUDI A4

A4 (8K2)

Ltr 1,8TFSI/ 2,0TDI/2.7TDI

Baujahr 11/2007 -

A4 (8K5) AVANT

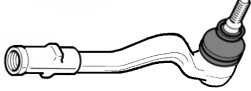
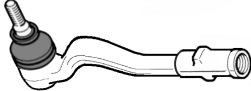
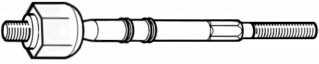
1,8TFSI/ 2,0TDI/2.7TDI

04/2008 -

A4 (8K2,8E5), QUATTRO

3,2TFSI/ 3,0TDI

11/2007 -

VERGLEICHS-NR. CROSS-REF.-NO.	HEYD-NR.	BENENNUNG / ABMESSUNG DESCRIPTION / DIMENSION	EINBAU POSITION	BILD FIGURE
8K0 422 817 A	A 05.01	Spurstangengel. Innengew. Tie rod end, internal thread M16x1,5 RH	L ←	
8K0 422 818 A	A 05.02	Spurstangengel. Innengew. Tie rod end, internal thread M16x1,5 RH	R ⇒	
8J0 423 810	A 05.03	Axialgelenk Axial joint M16x1,5	L+R ⇒ ←	

A4 (8K2)
 A4 (8K5) AVANT
 A4 (8K2,8E5), QUATTRO

Ltr 1,8TFSI/ 2,0TDI/2.7TDI
 1,8TFSI/ 2,0TDI/2.7TDI
 3,2TFSI/ 3,0TDI

Baujahr 11/2007 -
 Year 04/2008 -
 11/2007 -

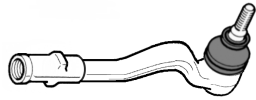
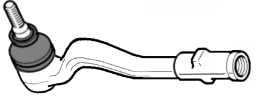
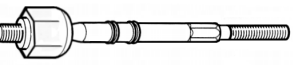
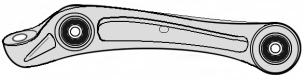
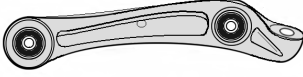











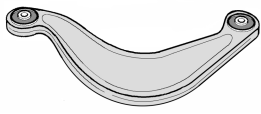

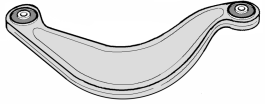

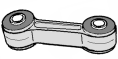
VERGLEICHS-NR. CROSS-REF.-NO.	HEYD-NR.	BENENNUNG / ABMESSUNG DESCRIPTION / DIMENSION	EINBAU POSITION	BILD FIGURE
8K0 407 151 B	A 05.97	Alu-Querlenker Vorderachse Alu-Control arm front axle	L ↓	
8K0 407 152 B	A 05.96	Alu-Querlenker Vorderachse Alu-Control arm front axle	R ↓	
8K0 407 505 A	A 05.83	Alu-Querlenker Vorderachse Alu-Control arm front axle	L ↑	
8K0 407 506 A	A 05.82	Alu-Querlenker Vorderachse Alu-Control arm front axle	R ↑	
8K0 407 509 A	A 05.85	Alu-Querlenker Vorderachse Alu-Control arm front axle	L ↑	
8K0 407 510 A	A 05.84	Alu-Querlenker Vorderachse Alu-Control arm front axle	R ↑	
8K0 407 693 F	A 05.99	Alu-Querlenker Vorderachse Alu-Control arm front axle	L ↓	
8K0 407 694 F	A 05.98	Alu-Querlenker Vorderachse Alu-Control arm front axle	R ↓	
8K0 501 529 K	A 05.87	Alu-Querlenker Hinterachse Alu-Control arm rear axle	L ↗ 	
8K0 501 530 K	A 05.86	Alu-Querlenker Hinterachse Alu-Control arm rear axle	R ↘ 	
8K0 505 323 F	A 05.89	Alu-Querlenker Hinterachse Alu-Control arm rear axle	L ↗ 	
8K0 505 324 F	A 05.88	Alu-Querlenker Hinterachse Alu-Control arm rear axle	R ↘ 	
8K0 411 317 C	A 05.40	Koppelstange Vorderachse Stabilizer link front axle	L+R ↗ ↘ 	

AUDI A5

A5 COUPE
A5 COUPE-QUATTRO

Ltr 1,8TFSI/3.2FSI/ 2,7TDI
3,2FSI/S5/ 3,0TDI

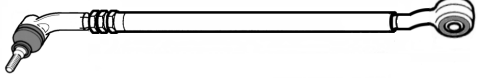

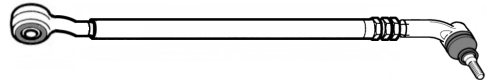
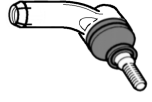



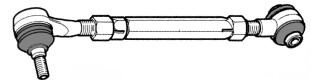

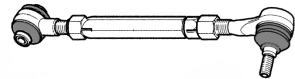


Baujahr 06/2007 -
Year 06/2007 -

VERGLEICHS-NR. CROSS-REF.-NO.	HEYD-NR.	BENENNUNG / ABMESSUNG DESCRIPTION / DIMENSION	EINBAU POSITION	BILD FIGURE
8K0 422 817 A	A 05.01	Spurstangengel. Innengew. Tie rod end, internal thread M16x1,5 RH	L ⇐	
8K0 422 818 A	A 05.02	Spurstangengel. Innengew. Tie rod end, internal thread M16x1,5 RH	R ⇨	
8J0 423 810	A 05.03	Axialgelenk Axial joint M16x1,5	L+R ⇨ ⇐	
8K0 407 151 B	A 05.97	Alu-Querlenker Vorderachse Alu-Control arm front axle	L ↓	
8K0 407 152 B	A 05.96	Alu-Querlenker Vorderachse Alu-Control arm front axle	R ↓	
8K0 407 505 A	A 05 83	Alu-Querlenker Vorderachse Alu-Control arm front axle	L ↑	
8K0 407 506 A	A 05 82	Alu-Querlenker Vorderachse Alu-Control arm front axle	R ↑	
8K0 407 509 A	A 05 85	Alu-Querlenker Vorderachse Alu-Control arm front axle	L ↑	
8K0 407 510 A	A 05 84	Alu-Querlenker Vorderachse Alu-Control arm front axle	R ↑	
8K0 407 693 F	A 05.99	Alu-Querlenker Vorderachse Alu-Control arm front axle	R ↓	
8K0 407 694 F	A 05.98	Alu-Querlenker Vorderachse Alu-Control arm front axle	L ↓	
8K0 501 529 K	A 05.87	Alu-Querlenker Hinterachse Alu-Control arm rear axle	L ⇨ 	
8K0 501 530 K	A 05.86	Alu-Querlenker Hinterachse Alu-Control arm rear axle	R ⇨ 	
8K0 505 323 F	A 05.89	Alu-Querlenker Hinterachse Alu-Control arm rear axle	L ⇨ 	
8K0 505 324 F	A 05.88	Alu-Querlenker Hinterachse Alu-Control arm rear axle	R ⇨ 	
8K0 411 317 C	A 05.40	Koppelstange Vorderachse Stabiilizer link front axle	L+R ⇨ 	

A6 (4A,C4)
 A6 (4A,C4) AVANT
 A6 (4A,C4) QUATTRO

Ltr 1,8/2,0/2,016V/2,3/2,6/2,8/ 1,9/TDI/2,5TDI
 1,8/2,0/2,016V/2,3/2,6/2,8/ 1,9/TDI/2,5TDI
 1,8/2,016V/2,3/2,6/2,8/S6/S64,2/ 2,5TDI

Baujahr 06/1994 - 10/1997
 Year 06/1994 - 12/1997
 06/1994 - 12/1997

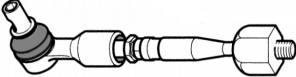

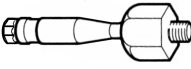
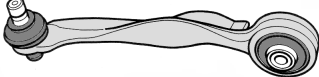
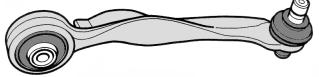
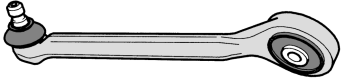
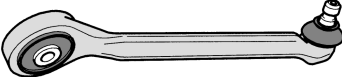
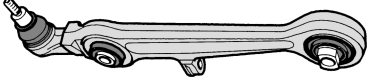
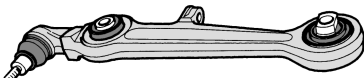



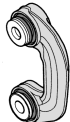
VERGLEICHS-NR. CROSS-REF.-NO.	HEYD-NR.	BENENNUNG / ABMESSUNG DESCRIPTION / DIMENSION	EINBAU POSITION	BILD FIGURE
4A0 419 801 A	A 07.51	Spurstange, verstellbar Tie rod, adjustable K14	L ⇐	
443 419 811 D	A 06.73	Spurstangengel. Innengew. Tie rod end, internal thread M16x1,5 RH K14	L ⇐	
4A0 419 802 A	A 07.52	Spurstange, verstellbar Tie rod, adjustable K14	R ⇨	
443 419 812 D	A 06.74	Spurstangengel. Innengew. Tie rod end, internal thread M16x1,5 RH K14	R ⇨	
4A0 407 151	A 07.98	Querlenker ohne Gummilager Control arm without bushing	L ↓	
4A0 407 152	A 07.99	Querlenker ohne Gummilager Control arm without bushing	R ↓	
443 505 351 P	A 07.96	Querlenker Hinterachse Control arm rear axle	L ⇨ 	
443 505 352 P	A 07.97	Querlenker Hinterachse Control arm rear axle	R ⇨ 	
4A0 505 389	A 06.41	Koppelstange Hinterachse Stabiliizer link rear axle	L+R ⇨ ⇨ 	

AUDI A6

A6 (4B,C5)
A6 (4B,C5) AVANT
A6 (4B,C5) QUATTRO

Ltr 1,8/1,8T/2,0/2,4/2,7T/2,8/3,0/ 1,9TDI/2,5TDI
1,8/1,8T/2,0/2,4/2,7T/2,8/3,0/ 1,9TDI/2,5TDI
1,8/1,8T/2,4/2,7/2,8/4,2/S6/RS6/ 2,5TDI

Baujahr 01/1997 - 01/2005
Year 12/1997 - 01/2005
12/1997 - 01/2005

VERGLEICHS-NR. CROSS-REF.-NO.	HEYD-NR.	BENENNUNG / ABMESSUNG DESCRIPTION / DIMENSION	EINBAU POSITION	BILD FIGURE
4D0 419 801 G/L 4B0 419 801 B/M	A 04.51	Axialspurstange, verstellbar Axial tie rod, adjustable	L+R ↔	
8E0 419 811 B 4B0 419 811E/F	A 04.71	Spurstangengelenk Tie rod end M14x1,5 RH	L+R ↔	
4D0 422 821 A	A 04.52	Axialgelenk Axial joint M14x1.5 RH	L+R ↔ ↔	
8E0 407 509 A 8D0 407 509 E	A 04.82	Lenker Vorderachse, hinten Torque rod front axle	L ↑	
8E0 407 510 A 8D0 407 510 E	A 04.83	Lenker Vorderachse, hinten Torque rod front axle	R ↑	
8E0 407 505 A 8D0 407 505 H/K	A 04.41	Lenker Vorderachse, vorne Torque rod front axle	L ↑	
8E0 407 506 A 8D0 407 506 H/K	A 04.42	Lenker Vorderachse, vorne Torque rod front axle	R ↑	
8D0 407 151 F 4D0 407 151 J/P	A 04.86	Querlenker, VA, vorne Control arm, VA	L+R ↓	
<i>AB/FROM FG-NR./ CH-NO. 4B-2-031 501 09/2001</i>				
4B3 407 151 C/E	A 04.89	Querlenker, VA, vorne Control arm, VA	L+R ↓	
8E0 407 693 K/Q 4D0 407 693 M/M	A 04.87	Führungslenker, VA, hinten Torque rod front axle	L ↓	
8E0 407 694 K/Q 4D0 407 694 M/N	A 04.88	Führungslenker, VA, hinten Torque rod front axle	R ↓	
8D0 411 317 D	A 04.46	Koppelstange Vorderachse Stabilizer link front axle	L ↖ 	

AUDI A6

A6 (4B,C5)
 A6 (4B,C5) AVANT
 A6 (4B,C5) QUATTRO

Ltr 1,8/1,8T2,0/2,4/2,7T/2,8/3,0/ 1,9TDI/2,5TDI
 1,8/1,8T2,0/2,4/2,7T/2,8/3,0/ 1,9TDI/2,5TDI
 1,8/1,8T/2,4/2,7/2,8/4,2/S6/RS6/ 2,5TDI

Baujahr 01/1997 - 01/2005
 Year 12/1997 - 01/2005
 12/1997 - 01/2005

VERGLEICHS-NR. CROSS-REF.-NO.	HEYD-NR.	BENENNUNG / ABMESSUNG DESCRIPTION / DIMENSION	EINBAU POSITION	BILD FIGURE
8D0 411 318 D	A 04.47	Koppelstange Vorderachse Stabilizer link front axle	R ↗ 	
8E0 505 465 D	A 04.38	Koppelstange Hinterachse Stabilizer link rear axle	L+R ↗ ↘ 	
<i>FÜR FAHRZEUGE MIT TIEFERGELEGTEM FAHRWERK / LOWERED SUSPENSION</i>				
8E0 419 811 4B0 419 811 G/J	A 04.56	Spurstangengelenk Tie rod end M14x1,5 RH	L+R ⇄	
8E0 422 821	A 04.58	Axialgelenk Axial joint M14x1.5 RH	L+R ⇄ ⇄	
8E0 407 509 C 8D0 407 509 A/F	A 04.90	Lenker Vorderachse, hinten Torque rod front axle	L ↑	
8E0 407 510 C 8D0 407 510 A/F	A 04.91	Lenker Vorderachse, hinten Torque rod front axle	R ↑	
8E0 407 505 C 8D0 407 505 E/L	A 04.92	Lenker Vorderachse, hinten Torque rod front axle	L ↑	
8E0 407 506 C 8D0 407 506 E/L	A 04.93	Lenker Vorderachse, hinten Torque rod front axle	R ↑	

AUDI A6 ALLROAD

A6 (4BH) ALLROAD QUATTRO

Ltr 2,7T/4,2V8
2,5TDI

Baujahr 05/2000 - 08/2005
 Year

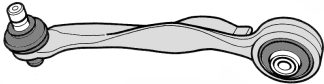






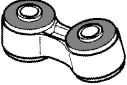
VERGLEICHS-NR. CROSS-REF.-NO.	HEYD-NR.	BENENNUNG / ABMESSUNG DESCRIPTION / DIMENSION	EINBAU POSITION	BILD FIGURE
8E0 419 811 B 4B0 419 811 E	A 04.71	Spurstangengelenk Tie rod end M14x1,5 RH	L+R ⇄	
<i>ab/from FG-Nr./ CH-No. 4B-2-150 001</i>				
8E0 419 811 4B0 419 811 G/J	A 04.56	Spurstangengelenk Tie rod end M14x1,5 RH	L+R ⇄	
4D0 422 821 A	A 04.52	Axialgelenk Axial joint M14x1,5, RH	L+R ⇄ ⇄	

AUDI ALLROAD

A6 (4BH) ALLROAD QUATTRO

Ltr 2,7T/4,2V8
2,5TDI

Baujahr 05/2000 - 08/2005
Year

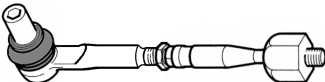
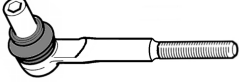
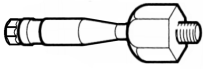
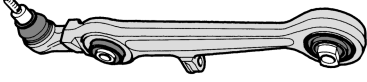
VERGLEICHS-NR. CROSS-REF.-NO.	HEYD-NR.	BENENNUNG / ABMESSUNG DESCRIPTION / DIMENSION	EINBAU POSITION	BILD FIGURE
8E0 407 509 A 8D0 407 509 E	A 04.82	Lenker Vorderachse, hinten Torque rod front axle	L ↑	
8E0 407 510 A 8D0 407 510 E	A 04.83	Lenker Vorderachse, hinten Torque rod front axle	R ↑	
8E0 407 505 A 8D0 407 505 H/K	A 04.41	Lenker Vorderachse, vorne Torque rod front axle	L ↑	
8E0 407 506 A 8D0 407 506 H/K	A 04.42	Lenker Vorderachse, vorne Torque rod front axle	R ↑	
4D0 411 317 K	A 06.43	KoppelstangeVorderachse Stabilizer link front axle	L+R ↔↔ 	
8E0 505 465 D	A 04.38	Koppelstange Hinterachse Stabilizer link rear axle	L+R ↔↔ 	






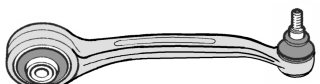



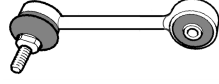


AUDI A6 ALLROAD

A6 (4FH) ALLROAD QUATTRO

Ltr 3,2FSI/4,2FSI
2,7TDI/3,0TDI

Baujahr 05/2006 -
Year

VERGLEICHS-NR. CROSS-REF.-NO.	HEYD-NR.	BENENNUNG / ABMESSUNG DESCRIPTION / DIMENSION	EINBAU POSITION	BILD FIGURE
	A 06.60	Axialspurstange, verstellbar Axial tie rod, adjustable	L+R ↔⇒	
4B0 419 811 G/J 8E0 419 811	A 04.56	Spurstangengelenk Tie rod end M14x1,5 RH	L+R ↔⇒	
4D0 422 821 A	A 04.52	Axialgelenk Axial joint M14x1.5 RH	L+R ⇒ ↔	
4F0 407 151	A 06.80	Querlenker, VA, vorne Control arm, VA	L+R ↓	

VERGLEICHS-NR. CROSS-REF.-NO.	HEYD-NR.	BENENNUNG / ABMESSUNG DESCRIPTION / DIMENSION	EINBAU POSITION	BILD FIGURE
4E0 407 509 B	A06.83	Lenker Vorderachse, hinten Torque rod front axle	L ↑	
4E0 407 510 B	A 06.82	Lenker Vorderachse, hinten Torque rod front axle	R ↑	
4E0 407 505 B	A 06.85	Lenker Vorderachse, vorne Torque rod front axle	L ↑	
4E0 407 506 B	A06.84	Lenker Vorderachse, vorne Torque rod front axle	R ↑	
4F0 407 693 B	A 06.87	Führungslenker, VA, hinten Torque rod front axle	L ↓	
4F0 407 694 B	A 06.86	Führungslenker, VA, hinten Torque rod front axle	R ↓	
4E0 411 317 E/D	A 06.44	Koppelstange Vorderachse Stabilizer link front axle	L+R ↖ ↗ 	
4F0 505 465 P	A 06.46	Koppelstange Vorderachse Stabilizer link front axle	L+R ↖ ↗ 	
4F0 505 465 N	A 06.47	Koppelstange Hinterachse Stabilizer link rear axle	L+R ↙ ↘ 	

AUDI A6

A6 (4F2)

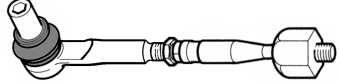
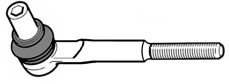
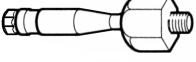
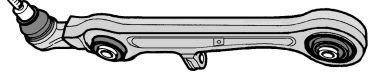












Ltr 2,0TFSI/2,4/2,8FSI/3,2FSI
2,0TDI/2,7TDI

Baujahr
Year 05/2004 -

A6 (4F2) QUATTRO

2,4/2,8FSI/3,0/3,2FSI/4,2/42,FSI
2,7TD/3,0TDI

05/2004 -

VERGLEICHS-NR. CROSS-REF.-NO.	HEYD-NR.	BENENNUNG / ABMESSUNG DESCRIPTION / DIMENSION	EINBAU POSITION	BILD FIGURE
	A 06.60	Axialspurstange, verstellbar Axial tie rod, adjustable	L+R ↔	
8E0 419 811 4D0 419 811 G/J	A04.56	Spurstangengelenk Tie rod end M14x1,5 RH	L+R ↔	
4F0 422 821	A 06.61	Axialgelenk Axial joint M14x1.5	L+R ↔ ↔	
4F0 407 151	A 06.80	Querlenker, VA, vorne Control arm, VA	L+R ↓	
4E0 407 509 B	A06.83	Lenker Vorderachse, hinten Torque rod front axle	L ↑	
4E0 407 510 B	A 06.82	Lenker Vorderachse, hinten Torque rod front axle	R ↑	
4E0 407 505 B	A 06.85	Lenker Vorderachse, vorne Torque rod front axle	L ↑	
4E0 407 506 B	A06.84	Lenker Vorderachse, vorne Torque rod front axle	R ↑	
4F0 407 693 B	A 06.87	Führungslenker, VA, hinten Torque rod front axle	L ↓	
4F0 407 694 B	A 06.86	Führungslenker, VA, hinten Torque rod front axle	R ↓	
4E0 411 317 E/D	A 06.44	Koppelstange Vorderachse Stabilizer link front axle	L+R ↗↘ 	
4F0 505 465 P	A 06.46	Koppelstange Vorderachse Stabilizer link front axle	L+R ↗↘ 	
4F0 505 465 N	A 06.47	Koppelstange Hinterachse Stabilizer link rear axle	L+R ↘↗ 	

A6 (4F5) AVANT

Ltr 2,0TFSI/2,4/2,8FSD/3,2FSD
2,0TDI/2,7TDI

Baujahr 03/2005 -
Year

A6 (4F5) AVANT QUATTRO

2,4/2,8FSD/3,0/3,2FSD/4,2/42,FSI7RS6
2,7TD/3,0TDI

03/2006 -

VERGLEICHS-NR. CROSS-REF.-NO.	HEYD-NR.	BENENNUNG / ABMESSUNG DESCRIPTION / DIMENSION	EINBAU POSITION	BILD FIGURE
	A 06.60	Axialspurstange, verstellbar Axial tie rod, adjustable	L+R ↔	
8E0 419 811 4D0 419 811 G/J	A04.56	Spurstangengelenk Tie rod end M14x1,5 RH	L+R ↔	
4F0 422 821	A 06.61	Axialgelenk Axial joint M14x1.5 RH	L+R ↔ ↔	
4F0 407 151	A 06.80	Querlenker, VA, vorne Control arm, VA	L+R ↓	
4E0 407 509 B	A06.83	Lenker Vorderachse, hinten Torque rod front axle	L ↑	
4E0 407 510 B	A 06.82	Lenker Vorderachse, hinten Torque rod front axle	R ↑	
4E0 407 505 B	A 06.85	Lenker Vorderachse, vorne Torque rod front axle	L ↑	
4E0 407 506 B	A06.84	Lenker Vorderachse, vorne Torque rod front axle	R ↑	
4F0 407 693 B	A 06.87	Führungslenker, VA, hinten Torque rod front axle	L ↓	
4F0 407 694 B	A 06.86	Führungslenker, VA, hinten Torque rod front axle	R ↓	
4E0 411 317 E/D	A 06.44	Koppelstange Vorderachse Stabilizer link front axle	L+R ↗↘ 	
4F0 505 465 P	A 06.46	Koppelstange Vorderachse Stabilizer link front axle	L+R ↗↘ 	
4F0 505 465 N	A 06.47	Koppelstange Hinterachse Stabilizer link rear axle	L+R ↗↘ 	

AUDI A8

A8 (4D2,4D8)

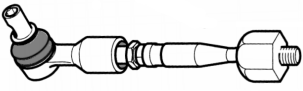
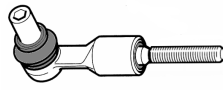
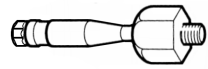
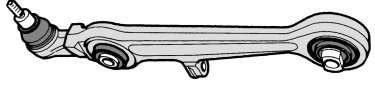
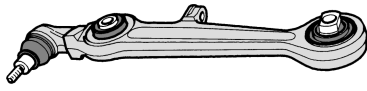
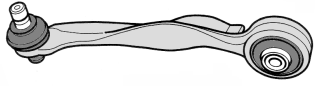
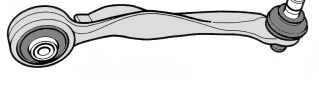
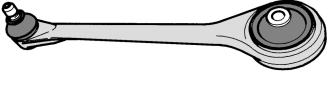




Ltr 2,8/3,7/ 2,5TDI

Baujahr 03/1994 - 09/2002

A8 (4D2,4D8) QUATTRO

2,8/3,7/4,2/S8/ 2,5TDI/3,3TDI

r Year 03/1994 - 09/2002

VERGLEICHS-NR. CROSS-REF.-NO.	HEYD-NR.	BENENNUNG / ABMESSUNG DESCRIPTION / DIMENSION	EINBAU POSITION	BILD FIGURE
4D0 419 801 G/L 4B0 419 801 B/M	A 04.51	Axialspurstange, verstellbar Axial tie rod, adjustable	L+R ↔⇔	
8E0 419 811 B 4B0 419 811 E	A 04.71	Spurstangengelenk Tie rod end M14x1,5 RH	L+R ↔⇔	
4D0 422 821 A	A 04.52	Axialgelenk Axial joint M14x1.5 RH	L+R ⇔ ↔	
8D0 407 151 F 4D0 407 151 J/P	A 04.86	Querlenker, VA, vorne Control arm, VA	L+R ↓	
<i>AB/FROM FG-NR./ CH-NO. 4B-2-031 501 09/2001</i>				
4B3 407 151C/E	A 04.89	Querlenker, VA, vorne Control arm, VA	L+R ↓	
8E0 407 509 A 8D0 407 509 E	A 04.82	Lenker Vorderachse, hinten Torque rod front axle	L ↑	
8E0 407 510 A 8D0 407 510 E	A 04.83	Lenker Vorderachse, hinten Torque rod front axle	R ↑	
4D0 407 505 F/H	A 06.88	Lenker Vorderachse, vorn Torque rod front axle	L+R ↑	
8E0 407 693 K/Q 4D0 407 693 M/N	A 04.87	Führungslenker, VA, hinten Torque rod front axle	L ↓	
8E0 407 694 K/Q 4D0 407 694 M/N	A 04.88	Führungslenker, VA, hinten Torque rod front axle	R ↓	
4D0 411 317 K	A 06.43	KoppelstangeVorderachse Stabilizer link front axle	L+R ↔↗ 	

FORTSETZUNG / CONTINUATION

AUDI A8

A8 (4D2,4D8)

Ltr 2,8/3,7/ 2,5TDI

Baujahr 03/1994 - 09/2002

A8 (4D2,4D8) QUATTRO

2,8/3,7/4,2/S8/ 2,5TDI/3,3TDI

r Year 03/1994 - 09/2002

VERGLEICHS-NR. CROSS-REF.-NO.	HEYD-NR.	BENENNUNG / ABMESSUNG DESCRIPTION / DIMENSION	EINBAU POSITION	BILD FIGURE
4D0 501 529 F	A 08.51	Spurstange Hinterachse Tie rod rear axle	L+R	
4D0 505 547 C	A 08.44	Lenker Hinterachs Torque rod rear axle	L	
4D0 505 548 C	A 08.45	Lenker Hinterachs Torque rod rear axle	R	
4D0 505 465 D	A 08.46	Koppelstange Hinterachse Stabilizer link rear axle	L+R	

AUDI A8

A8 (4E_)

Ltr 2,8FSI/3,0/3,2FSI

Baujahr 07/2003 -

A8 (4E_) QUATTRO

3,2FSI/3,7/4,2/4,2FSI/S8
3,0TDI/4,0TDI/4,2DTI

Year 10/2002 -





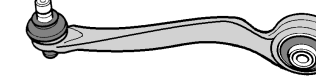




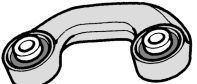

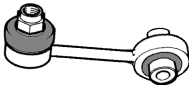

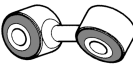

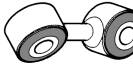
VERGLEICHS-NR. CROSS-REF.-NO.	HEYD-NR.	BENENNUNG / ABMESSUNG DESCRIPTION / DIMENSION	EINBAU POSITION	BILD FIGURE
4E0 419 801 C/D	A 08.50	Axialspurstange, verstellbar Axial tie rod, adjustable	L+R	
4E0 419 811 D	A 08.54	Spurstangengelenk Tie rod end M14x1,5 RH	L+R	
4E0 419 821	A 08.52	Axialgelenk Axial joint M14x1.5 RH	L+R	
4E0 407 151 G	A 08.80	Querlenker, VA, vorne Control arm, VA	L+R	

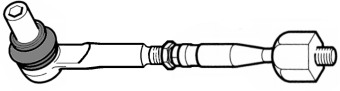
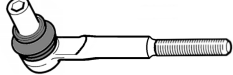
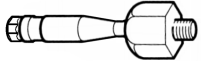
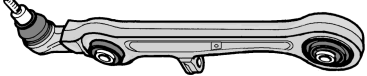











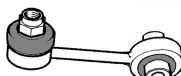

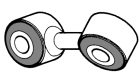


AUDI A8

A8 (4E_)
A8 (4E_) QUATTRO

Ltr 3,0/3,2FSI
3,2FSI/3,7/4,2
3,0TDI/4,0TDI/4,2DTI

Baujahr 07/2003 -
Year 10/2002 -

VERGLEICHS-NR. CROSS-REF.-NO.	HEYD-NR.	BENENNUNG / ABMESSUNG DESCRIPTION / DIMENSION	EINBAU POSITION	BILD FIGURE
4E0 407 693 C/F	A 08.83	Führungslenker, VA, hinten Torque rod front axle	L ↓	
4E0 407 694 C/F	A 08.82	Führungslenker, VA, hinten Torque rod front axle	R ↓	
4E0 407 505 B	A 06.85	Lenker Vorderachse, vorne Torque rod front axle	L ↑	
4E0 407 506 B	A 06.84	Lenker Vorderachse, vorne Torque rod front axle	R ↑	
4E0 407 509 B	A 06.83	Lenker Vorderachse, hinten Torque rod front axle	L ↑	
4E0 407 510 B	A 06.82	Lenker Vorderachse, hinten Torque rod front axle	R ↑	
4E0 501 529 D/G	A 06.89	Lenker Hinterachse Torque rod rear axle	L+R 	
4E0 411 317 E/D	A 06.44	KoppelstangeVorderachse Stabilizer link front axle	L+R 	
4E0 505 465 E/G	A 06.48	Koppelstange Hinterachse Stabilizer link rear axle	L+R 	
4E0 505 547 A/B	A 06.49	Koppelstange Hinterachse Stabilizer link rear axle	L 	
4E0 505 548 A/B	A 06.50	Koppelstange Hinterachse Stabilizer link rear axle	R 	

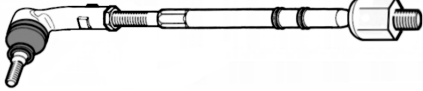

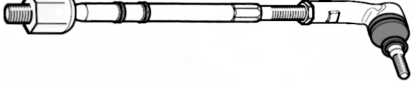
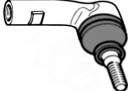


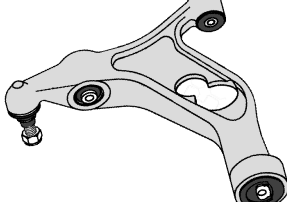
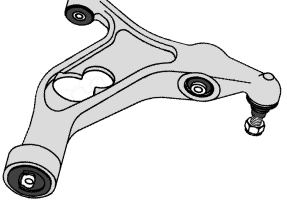






VERGLEICHS-NR. CROSS-REF.-NO.	HEYD-NR.	BENENNUNG / ABMESSUNG DESCRIPTION / DIMENSION	EINBAU POSITION	BILD FIGURE
4E0 419 801 C/D	A 08.50	Axialspurstange, verstellbar Axial tie rod, adjustable	L+R ↔	
4B0 419 811 C/D	A 08.54	Spurstangengelenk Tie rod end M14x1,5 RH	L+R ↔	
4E0 419 821	A 08.52	Axialgelenk Axial joint M14x1.5 RH	L+R ↔ ↔	
4E0 407 151 G	A 08.80	Alu-Querlenker, VA, vorne Alu-Control arm, VA	L+R ↓	
4E0 407 693 C/F	A 08.83	Führungslenker, VA, hinten Torque rod front axle	L ↓	
4E0 407 694 C/F	A 08.82	Führungslenker, VA, hinten Torque rod front axle	R ↓	
4E0 407 505 B	A 06.85	Lenker Vorderachse, vorne Torque rod front axle	L ↑	
4E0 407 506 B	A 06.84	Lenker Vorderachse, vorne Torque rod front axle	R ↑	
4E0 407 509 B	A 06.83	Lenker Vorderachse, hinten Torque rod front axle	L ↑	
4E0 407 510 B	A 06.82	Lenker Vorderachse, hinten Torque rod front axle	R ↑	
4E0 501 529 D/G	A 06.89	Lenker Hinterachse Torque rod rear axle	L+R ↗↘ 	
4E0 411 317 E/G	A 06.44	KoppelstangeVorderachse Stabilizer link front axle	L+R ↗↘ 	
4E0 505 465 E/G	A 06.48	Koppelstange Hinterachse Stabilizer link rear axle	L+R ↗↘ 	
4E0 505 547 A/B	A 06.49	Koppelstange Hinterachse Stabilizer link rear axle	L ↗ 	
4E0 505 548 A/B	A 06.50	Koppelstange Hinterachse Stabilizer link rear axle	R ↘ 	

AUDI Q7

Q7 GELÄNDEWAGEN

Ltr 3,6FSI/4,2FSI
3,0TDI/4,2TDI

Baujahr 03/2006 -
Year

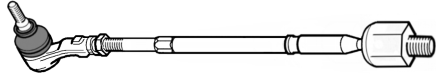
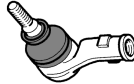
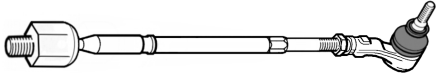

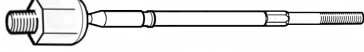
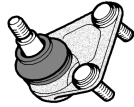



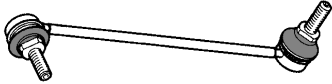





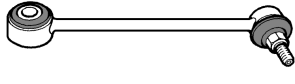
VERGLEICHS-NR. CROSS-REF.-NO.	HEYD-NR.	BENENNUNG / ABMESSUNG DESCRIPTION / DIMENSION	EINBAU POSITION	BILD FIGURE
7L0 422 803 B/C/D	V 49.53	Axialspurstange, verstellbar Axial tie rod, adjustable	L ⇐	
7L0 422 817 B/C/D	V 49.75	Spurstangengelenk Tie rod end M16x1,5 RH	L ⇐	
7L0 422 804 B/C/D	V 49.54	Axialspurstange, verstellbar Axial tie rod, adjustable	R ⇒	
7L0 422 818 B/C/D	V 49.76	Spurstangengelenk Tie rod end M16x1,5 RH	R ⇒	
7L0 422 821	V 49.77	Axialgelenk Axial joint M16x1.5 RH	L+R ⇔ ⇐	
7L0 407 021 A/B	V 49.83	Querlenker, Vorderachse Control arm, front axle Alu	L+R ↑	
7L8 407 151 D/E	V 49.81	Querlenker, Vorderachse Control arm, front axle Alu	L ↓	
7L8 407 152 D/E	V 49.82	Querlenker, Vorderachse Control arm, front axle Alu	R ↓	
7L0 411 317	V 49.41	Koppelstange Vorderachse Stabilizer link front axle Alu	L+R ↖ ↗ 	
7L0 505 465 C/D	V 49.44	Koppelstange Hinterachse Stabilizer link rear axle	L ↖ ↗ 	
7L0 505 466 C/D	V 49.45	Koppelstange Hinterachse Stabilizer link rear axle	R ↖ ↗ 	

AUDI TT

TT (8N3)
 TT (8N3) QUATTRO
 TT (8N9) ROADSTER
 TT (8N9) ROADSTER, QUATTRO

Ltr 1,8T
 1,8T/3,2VR6
 1,8T
 1,8T/3,2VR6

Baujahr 10/1998 -
 Year
 10/1999 -

VERGLEICHS-NR. CROSS-REF.-NO.	HEYD-NR.	BENENNUNG / ABMESSUNG DESCRIPTION / DIMENSION	EINBAU POSITION	BILD FIGURE
8N0 422 803 A/C	A 03.01	Axialstange, verstellbar Axial rod, adjustable	L ⇐	
8N0 422 812 A	A 03.02	Spurstangengel. Innengew. Tie rod end, internal thread M16x1,5 RH, K16	L ⇐	
8N0 422 804 A/C	A 03.04	Axialstange, verstellbar Axial rod, adjustable	R ⇨	
8N0 422 811 A	A 03.06	Spurstangengel. Innengew. Tie rod end, internal thread M16x1,5 RH, K16	R ⇨	
8N0 422 807 C	A 03.03	Axialgelenk Axial joint M16x1,5 RH	L+R ⇨ ⇐	
8N0 407 365 A/C	A 03.94	Führungsgelenk Suspension joint K18	L+R ↓	
8N0 407 151 A	A 03.81	Querlenker Vorderachse Control arm front axle	L ↓	
8N0 407 152 A	A 03.82	Querlenker Vorderachse Control arm front axle	R ↓	
1J0 411 315 D	A 03.47	Koppelstange Vorderachse Stabilizer link front axle	L ↖ 	
1J0 411 316 D	A 03.48	Koppelstange Vorderachse Stabilizer link front axle	R ↗ 	
1J0 505 466 B	A 03.43	Koppelstange Hinterachse Stabilizer link rear axle	L+R ↖ ↗ 	
1J0 505 466 C	A 03.44	Koppelstange Hinterachse Stabilizer link rear axle	L+R ↖ ↗ 	

AUDI TT

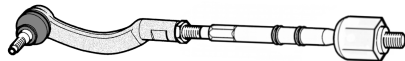



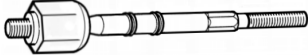



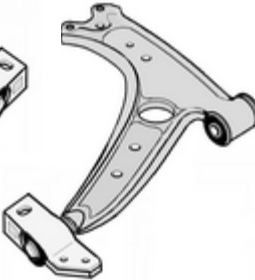


TT (8J3) COUPE
TT (8J3) COUPE / QUATTRO
TT (8J9) ROADSTER
TT (8J9) ROADSTER, QUATTRO

Ltr 2,0TFS
2,0TFSI/3,2V6

2,0TFSI
2,0TFSI/3,2V6

Baujahr 10/2006 -
Year

02/2007 -

VERGLEICH-NR. CROSS-REF.-NO.	HEYD-NR.	BENENNUNG / ABMESSUNG DESCRIPTION / DIMENSION	EINBAU POSITION	BILD FIGURE
	A 07.61	Axialstange, verstellbar Axial rod, adjustable	L ⇐	
8J0 423 811	A 07.01	Spurstangengel. Innengew. Tie rod end, internal thread M16x1,5 RH,	L ⇐	
	A 07.60	Axialstange, verstellbar Axial rod, adjustable	R ⇨	
8J0 423 812	A 07.02	Spurstangengel. Innengew. Tie rod end, internal thread M16x1,5 RH	R ⇨	
8J0 422 810	A 07.03	Axialgelenk Axial joint M16x1,5 RH	L+R ⇨ ⇐	
8J0 407 365	A 07.91	Führungsgelenk Suspension joint	L ↓	
8J0 407 366	A 07.90	Führungsgelenk Suspension joint	R ↓	
8J0 407 151 D	A 07.81	Querlenker Vorderachse Control arm front axle Alu	L ↓	
8J0 407 152 D	A 07.80	Querlenker Vorderachse Control arm front axle Alu	R ↓	
1K0 411 315 B/D	A 03.49	Koppelstange Vorderachse Stabiliizer link front axle	L+R ↖ ↗ 	
1K0 505 465 K/J	A 03.50	Koppelstange Hinterachse Stabilizer link rear axle	L+R ↙ ↘ 