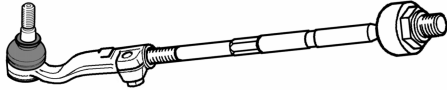
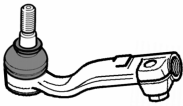
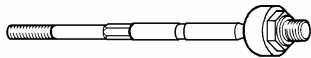
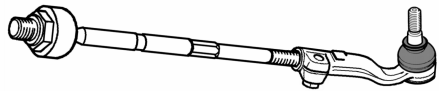





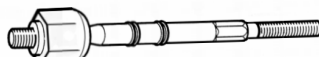
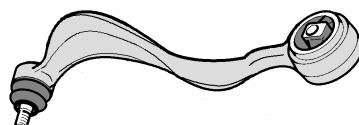



BMW 1 (E81/E87)

116i/118i/120i/130i/ 118d/120d
116i/118i/120i/ 118d/120d/123d

Ltr. 1,6/1,8/2,0/3,0/ 1,8d/2,0d
1,6/1,8/2,0/ 2,0d/2,3d

Baujahr 09/2004 -
Year 04/2007 -

VERGLEICHS-NR. CROSS-REF.-NO.	HEYD-NR.	BENENNUNG / ABMESSUNG DESCRIPTION / DIMENSION	EINBAU POSITION	BILD FIGURE
3221 6762 243	BM 01.55	Axialspurstange, verstellbar Axial tie rod, adjustable <i>TRW-LENKUNG/STEERING</i>	L ⇐	
3210 6765 089	BM 01.75	Spurstg.-Gelenk Innengew. Tie rod end, internal thread M14x1,5 RH <i>TRW-LENKUNG/STEERING</i>	L ⇐	
	BM 01.76	Axialgelenk <i>TRW-LENKUNG/STEERING</i>	R+L ⇐ ⇐	
3221 6762 244	BM 01.56	Axialspurstange, verstellbar Axial tie rod, adjustable <i>TRW-LENKUNG/STEERING</i>	R ⇐	
3210 6765 090	BM 01.74	Spurstg.-Gelenk Innengew. Tie rod end, internal thread M14x1,5 RH <i>TRW-LENKUNG/STEERING</i>	R ⇐	
3210 6765 235	BM 01.57	Axialspurstange, verstellbar Axial tie rod, adjustable <i>ZF-LENKUNG/STEERING</i>	L ⇐	
3210 6767 781	BM 01.77	Spurstg.-Gelenk Innengew. Tie rod end, internal thread M14x1,5 RH <i>ZF-LENKUNG/STEERING</i>	L ⇐	
3210 6765 236	BM 01.58	Axialspurstange, verstellbar Axial tie rod, adjustable <i>ZF-LENKUNG/STEERING</i>	R ⇐	
3210 6767 782	BM 01.78	Spurstg.-Gelenk Innengew. Tie rod end, internal thread M14x1,5 RH <i>ZF-LENKUNG/STEERING</i>	R ⇐	
	BM 01.79	Axialgelenk <i>ZF-LENKUNG/STEERING</i>	R+L ⇐ ⇐	
3112 6769 801 3112 6763 703 3112 6763 707	BM 01.93	Alu-Querlenker Vorderachse Alu-Control arm front axle	L ↑	
3112 6769 802 3112 6763 704 3112 6763 708	BM 01.94	Alu-Querlenker Vorderachse Alu-Control arm front axle	R ↑	

116i/118i/120i/130i/ 118d/120d
116i/118i/120i/ 118d/120d/123d

Ltr. 1,6/1,8/2,0/3,0/ 1,8d/2,0d
1,6/1,8/2,0/ 2,0d/2,3d

Baujahr 09/2004 -
Year 04/2007 -

VERGLEICHS-NR. CROSS-REF.-NO.	HEYD-NR.	BENENNUNG / ABMESSUNG DESCRIPTION / DIMENSION	EINBAU POSITION		BILD FIGURE
3112 6770 849 3112 6763 699	BM 01.97	Alu-Querlenker Vorderachse Alu-Control arm front axle	L	↓	
3112 6770 850 3112 6763 700	BM 01.98	Alu-Querlenker Vorderachse Alu-Control arm front axle	R	↓	
3332 6765 425	BM 01.80	Querlenker Hinterachse Control arm rear axle	L+R	↑ 	
3332 6763 471	BM 01.81	Querlenker Hinterachse Control arm rear axle	L+R	↑ 	
3332 6763 473	BM 01.82	Querlenker Hinterachse Control arm rear axle	L+R	↓ 	
3135 6765 933	BM 01.41	Pendelstütze Vorderachse Self-alignment link front axle	L	↗ 	
3135 6765 934	BM 01.42	Pendelstütze Vorderachse Self-alignment link front axle	R	↘ 	
3355 6764 428	BM 01.43	Pendelstütze Hinterachse Self-alignment link rear axle	L+R	↗ ↘ 	
3332 6775 552 3332 6756 249	BM 01.46	Lagerung, Hinterachse Rubber-metal Bearing rear axle	L+R	↗ ↘ 	

BMW 1 (E82/E88)

COUPE (E82)
125i/135i/120d/123D





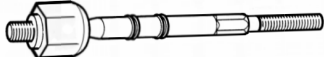




Ltr. 2,5/3,0/ 2,0d/2,3d

Baujahr
Year 10/2007 -

CABRIOLET (E88)
118i/120i/125i/135i/120d

1,8/2,0/3,0/ 2,0d

03/2008 -

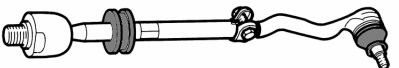

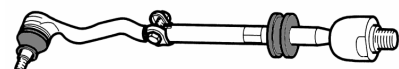
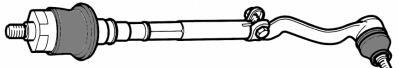

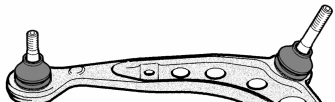
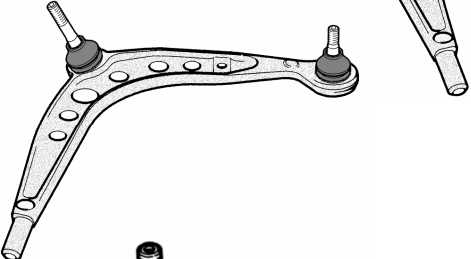
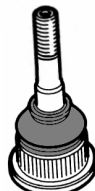
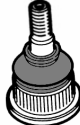

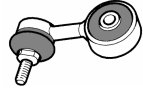


VERGLEICHS-NR. CROSS-REF.-NO.	HEYD-NR.	BENENNUNG / ABMESSUNG DESCRIPTION / DIMENSION	EINBAU POSITION	BILD FIGURE
3210 6765 235	BM 01.57	Axialspurstange, verstellbar Axial tie rod, adjustable <i>ZF-LENKUNG/STEERING</i>	L ⇐	
3210 6767 781	BM 01.77	Spurstg.-Gelenk Innengew. Tie rod end, internal thread M14x1,5 RH <i>ZF-LENKUNG/STEERING</i>	L ⇐	
3210 6765 236	BM 01.58	Axialspurstange, verstellbar Axial tie rod, adjustable <i>ZF-LENKUNG/STEERING</i>	R ⇨	
3210 6767 782	BM 01.78	Spurstg.-Gelenk Innengew. Tie rod end, internal thread M14x1,5 RH <i>ZF-LENKUNG/STEERING</i>	R ⇨	
	BM 01.79	Axialgelenk <i>ZF-LENKUNG/STEERING</i>	R+L ⇨ ⇐	
3112 6769 801 3112 6763 703 3112 6763 707	BM 01.93	Alu-Querlenker Vorderachse Alu-Control arm front axle	L ↑	
3112 6769 802 3112 6763 704 3112 6763 708	BM 01.94	Alu-Querlenker Vorderachse Alu-Control arm front axle	R ↑	
3112 6763 699	BM 01.97	Alu-Querlenker Vorderachse Alu-Control arm front axle	L ↓	
3112 6763 700	BM 01.98	Alu-Querlenker Vorderachse Alu-Control arm front axle	R ↓	

BMW 3 (E30)

315/316/316i/318i/318is/320i/323i/325i
325e/325i/325iX/M3/M3EVO/ 324d,324td
CABRIOLET (E30)
318i/320i/325i/M3

Ltr. 1,5/1,6/1,6i/1,8/2,0/
2,3/2,5/M3, 2,4d/2,4td/
1,8/2,0/2,5/2,3

Baujahr 09/1982 - 08/1991
Year
12/1985 - 10/1993

VERGLEICHS-NR. CROSS-REF.-NO.	HEYD-NR.	BENENNUNG / ABMESSUNG DESCRIPTION / DIMENSION	EINBAU POSITION	BILD FIGURE
<i>FAHRZEUGE OHNE LENKUNGSDÄMPFER VEHICLES WITHOUT STEERING</i>				
3211 1125 186	BM 03.54	Axialspurstange, verstellbar Axial tie rod, adjustable K14	L+R ↔⇄	
3211 1126 757	BM 03.74	Spurstangengelenk Tie rod end M14x1,5 RH	L+R ↔⇄	
<i>FAHRZEUGE MIT LENKUNGSDÄMPFER VEHICLES WITH STEERING</i>				
3211 1125 186	BM 03.54	Axialspurstange, verstellbar Axial tie rod, adjustable K14	L ↔	
3211 1125 187	BM 03.55	Axialspurstange, verstellbar Axial tie rod, adjustable K14	R ⇄	
3211 1126 757	BM 03.74	Spurstangengelenk Tie rod end M14x1,5 RH	L+R ↔⇄	
3112 1127 725	BM 03.83	Querlenker Vorderachse Control arm front axle Stahl/Steel	L ↓	
3112 1127 726	BM 03.84	Querlenker Vorderachse Control arm front axle Stahl/Steel	R ↓	
3112 1126 253	BM 03.91	Traggelenk, für Querlenker Suspension joint, control arm L= 135 mm	L+R ⇄ ↔	
3112 1126 254	BM 03.92	Traggelenk, für Querlenker Suspension joint, control arm L= 80 mm	L+R ↔⇄	
3135 1128 737 3135 1091 764	BM 03.41	Pendelstütze Vorderachse Self-alignment link front axle	L+R ↖↗ 	
3355 1126 932 3355 1124 375	BM 03.40	Pendelstütze Hinterachse Self-alignment link rear axle	L+R ↗↖ 	

VERGLEICHS-NR. CROSS-REF.-NO.	HEYD-NR.	BENENNUNG / ABMESSUNG DESCRIPTION / DIMENSION	EINBAU POSITION	BILD FIGURE
3221 1701 039	BM 03.58	Axialspurstange, verstellbar Axial tie rod, adjustable K14	L ⇐	
3221 1701 037	BM 03.77	Spurstangengelenk Tie rod end M14x1,5 RH	L ⇐	
3221 1701 040	BM 03.59	Axialspurstange, verstellbar Axial tie rod, adjustable K14	R ⇐	
3221 1701 038	BM 03.78	Spurstangengelenk Tie rod end M14x1,5 RH	R ⇐	
3112 1701 063	BM 03.93	Traggelenk für Querlenker Suspension joint control arm L= 165 mm	L+R ⇐ ⇐	
3112 1701 077	BM 03.94	Traggelenk für Querlenker Suspension joint control arm L= 79 mm	L+R ⇐⇐	
3135 1701 066	BM 03.42	Pendelstütze Vorderachse Self-alignment link front axle	L+R ↖ ↗ 	
3355 1126 932 3355 1124 375	BM 03.40	Pendelstütze Hinterachse Self-alignment link rear axle	L+R ↗ ↘ 	

BMW 3 (E30)

nur für/only for
BMW M32,3/M3EVO II2,3

Ltr 2,3/2,5

Baujahr
Year 07/1986 - 01/1992

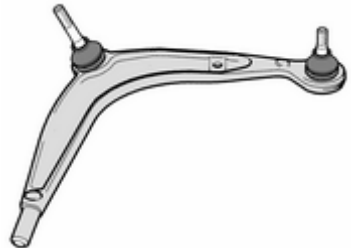

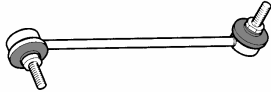


VERGLEICHS-NR. CROSS-REF.-NO.	HEYD-NR.	BENENNUNG / ABMESSUNG DESCRIPTION / DIMENSION	EINBAU POSITION	BILD FIGURE
3112 1130 823	BM 03.87	Alu-Querlenker Vorderachse Alu-Control arm front axle	L ↓	

BMW 3 (E30)

nur für/only for
BMW M32,3/M3EVO II2,3

Ltr 2,3/2,5

Baujahr
Year 07/1986 - 01/1992

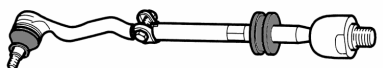


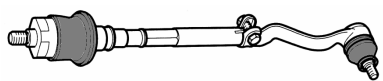

VERGLEICHS-NR. CROSS-REF.-NO.	HEYD-NR.	BENENNUNG / ABMESSUNG DESCRIPTION / DIMENSION	EINBAU POSITION	BILD FIGURE
3112 1130 824	BM 03.88	Alu-Querlenker Vorderachse Alul-Control arm front axle	R ↓	
3135 1134 582 3135 1128 050	BM 05.41	Pendelstütze Vorderachse Self-alignment link front axle	L+R 	
3355 1126 932 3355 1124 375	BM 03.40	Pendelstütze Hinterachse Self-alignment link rear axle	L+R 	

BMW 3 (E30)

TOURING (E30)
316i/318i/320i/325i
324td

Ltr 1,6/1,8/2,0i2,5
2,4td

Baujahr
Year 07/1987 - 06/1994
01/1988 - 06/1993

VERGLEICHS-NR. CROSS-REF.-NO.	HEYD-NR.	BENENNUNG / ABMESSUNG DESCRIPTION / DIMENSION	EINBAU POSITION	BILD FIGURE
<i>FAHRZEUGE OHNE LENKUNGSDÄMPFER VEHICLES WITHOUT STEERING DAMPER</i>				
3211 1125 186	BM 03.54	Axialspurstange, verstellbar Axial tie rod, adjustable K14	L ←	
3211 1126 757	BM 03.74	Spurstangengelenk Tie rod end M14x1,5 RH	L+R ←→	
<i>FAHRZEUGE MIT LENKUNGSDÄMPFER VEHICLES WITH STEERING DAMPER</i>				
3211 1125 186	BM 03.54	Axialspurstange, verstellbar Axial tie rod, adjustable K14	L ←	
3211 1125 187	BM 03.55	Axialspurstange, verstellbar Axial tie rod, adjustable K14	R →	
3211 1126 757	BM 03.74	Spurstangengelenk Tie rod end M14x1,5 RH,	L+R ←→	

FORTSETZUNG / CONTINUATION

BMW 3 (E30)

TOURING (E30)
316i/318i/320i/325i
324td

Ltr 1,6/1,8/2,0i2,5
2,4td

Baujahr
Year 07/1987 - 06/1994
01/1988 - 06/1993

VERGLEICHS-NR. CROSS-REF.-NO.	HEYD-NR.	BENENNUNG / ABMESSUNG DESCRIPTION / DIMENSION	EINBAU POSITION	BILD FIGURE
3112 1127 725	BM 03.83	Querlenker Vorderachse Control arm front axle Stahl/Steel	L ↓	
3112 1127 726	BM 03.84	Querlenker Vorderachse Control arm front axle Stahl/Steel	R ↓	
3112 1126 253	BM 03.91	Traggelenk, für Querlenker Suspension joint, control arm L= 135 mm	L+R ⇔ ⇐	
3112 1126 254	BM 03.92	Traggelenk, für Querlenker Suspension joint, control arm L= 80 mm	L+R ⇐⇔	
3135 1128 737 3135 1091 764	BM 03.41	Pendelstütze Vorderachse Self-alignment link front axle	L+R ↗↘ 	
3355 1126 932 3355 1124 375	BM 03.40	Pendelstütze Hinterachse Self-alignment link rear axle	L+R ↗↘ 	

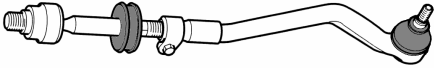

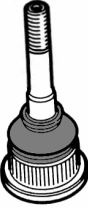


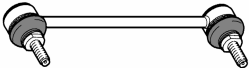




BMW 3 (E30)

TOURING (E30)
nur für/only for 325ix

Ltr 2,5

Baujahr
Yea 06/1988 - 10/1993

VERGLEICHS-NR. CROSS-REF.-NO.	HEYD-NR.	BENENNUNG / ABMESSUNG DESCRIPTION / DIMENSION	EINBAU POSITION	BILD FIGURE
3221 1701 039	BM 03.58	Axialspurstange, verstellbar Axial tie rod, adjustable K14	L ⇐	
3221 1701 037	BM 03.77	Spurstangengelenk Tie rod end M14x1,5 RH	L ⇐	

VERGLEICHS-NR. CROSS-REF.-NO.	HEYD-NR.	BENENNUNG / ABMESSUNG DESCRIPTION / DIMENSION	EINBAU POSITION	BILD FIGURE
3221 1701 040	BM 03.59	Axialspurstange, verstellbar Axial tie rod, adjustable K14	R ⇨	
3221 1701 038	BM 03.78	Spurstangengelenk Tie rod end M14x1,5 RH,	R ⇨	
3112 1701 063	BM 03.93	Traggelenk für Querlenker Suspension joint control arm L= 165 mm	L+R ⇨ ⇐	
3112 1701 077	BM 03.94	Traggelenk für Querlenker Suspension joint control arm L= 79 mm	L+R ⇐⇨	
3135 1701 066	BM 03.42	Pendelstütze Vorderachse Self-alignment link front axle	L+R ↖↗ 	
3355 1126 932 3355 1124 375	BM 03.40	Pendelstütze Hinterachse Self-alignment link rear axle	L+R ↗↖ 	
<i>325i TOURING AB/FROM 10/1988</i>				
3112 1130 823	BM 03.87	Alu-Querlenker Vorderachse Alu-Control arm front axle	L ↓	
3112 1130 824	BM 03.88	Alu-Querlenker Vorderachse Alu-Control arm front axle	R ↓	

BMW 3 (E36)

316i/318i/318is/320i/323i/325i/328i/M33,0
318tds/325td/325tds

Ltr 1,6/1,8/2,0/2,5/2,8/3,0
1,8d/2,5d/2,5td

Baujahr 09/1990 - 02/1998
Year

TOURING

316i/318i/320i/323i/325i/328i/ 318tds/325tds

1,6/1,8/2,0/2,5/2,8/
1,8d/2,5td

09/1995 - 10/1998

VERGLEICHS-NR. CROSS-REF.-NO.	HEYD-NR.	BENENNUNG / ABMESSUNG DESCRIPTION / DIMENSION	EINBAU POSITION	BILD FIGURE
<i>MANUELLELENKUNG/MANUAL STEERING</i>				
3211 1139 317 3211 1139 315	BM 03.56	Axialspurstange, verstellbar Axial tie rod, adjustable K14	L ⇐	
3211 1139 318	BM 03.53	Axialspurstange, verstellbar Axial tie rod, adjustable K14	R ⇨	
<i>SERVOLENKUNG/POWER STEERING</i>				
3211 1139 317 3211 1139 315	BM 03.56	Axialspurstange, verstellbar Axial tie rod, adjustable K14	L ⇐	
3211 1140 489 3211 1139 313	BM 03.75	Spurstangengelenk Tie rod end M14x1,5 RH	L ⇐	
3211 1139 316	BM 03.57	Axialspurstange, verstellbar Axial tie rod, adjustable K14	R ⇨	
3211 1140 490 3211 1139 314	BM 03.76	Spurstangengelenk Tie rod end M14x1,5 RH	R ⇨	
3112 6758 515 3112 1140 957	BM 03.81	Stahl-Querlenker Vorderachse Steel control arm front axle	L ↓	
3112 6758 516 3112 1140 958	BM 03.82	Stahl-Querlenker Vorderachse Steel control arm front axle	R ↓	
3112 1139 131	BM 03.85	Traggelenk, für Querlenker Suspension joint, control arm L= 135 mm	L+R ⇨ ⇐	
3112 6758 510 3112 1140 398	BM 03.86	Traggelenk, für Querlenker Suspension joint, control arm L= 89 mm	L+R ⇐⇨	
<i>BIS/TILL 11/1991</i>				
3135 1134 582 3135 1128 050	BM 05.41	Pendelstütze Vorderachse Self-alignment link front axle	L+R ↖↗	

FORTSETZUNG / CONTINUATION

BMW 3 (E36)

316i/318i/318is/320i/323i/325i/328i/M33,0
318tds/325td/325tds

Ltr 1,6/1,8/2,0/2,5/2,8/3,0
1,8d/2,5d/2,5td


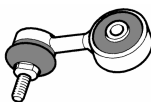



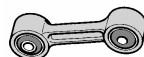
Baujahr 09/1990 - 02/1998
Year

TOURING

316i/318i/320i/323i/325i/328i/ 318tds/325tds

1,6/1,8/2,0/2,5/2,8/
1,8d/2,5td

09/1995 - 10/1998

VERGLEICHS-NR. CROSS-REF.-NO.	HEYD-NR.	BENENNUNG / ABMESSUNG DESCRIPTION / DIMENSION	EINBAU POSITION	BILD FIGURE
<i>ab/from 11/1991</i>				
3135 1128 737 3135 1091 764	BM 03.41	Pendelstütze Vorderachse Self-alignment link front axle L= 66 mm	L+R 	
3332 6775 551 3332 1140 345 3332 1138 722	BM 03.79	Kugelgelenk Hinterachse Ball joint rear axle	L+R 	
3355 1126 932 3355 1124 375	BM 03.40	Pendelstütze Hinterachse Self-alignment link rear axle	L+R 	

BMW 3 (E36)

COMPACT (E36)

316i/316g/318ti/323ti/ 318tds

Ltr 1,6/1,8/2,0/2,5/ 1,8td

Baujahr 03/1994 - 08/2000
Year

COUPE (E36)

316i/318is/320i/323i/325i/328i/M3

1,6/1,8/2,0/2,5/2,8/3,0


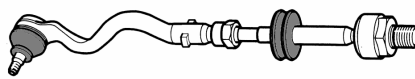



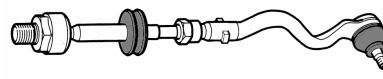





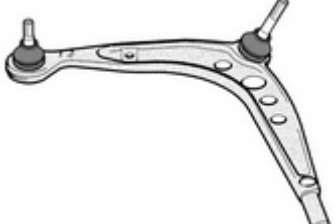
03/1992 - 04/1999

CABRIOLET (E36)

318i/320i/323i/325i/328i/ M3

1,8/2,0/2,5/2,8/3,0/3,2

03/1993 - 04/1999

VERGLEICHS-NR. CROSS-REF.-NO.	HEYD-NR.	BENENNUNG / ABMESSUNG DESCRIPTION / DIMENSION	EINBAU POSITION	BILD FIGURE
3211 1139 317 3211 1139 315	BM 03.56	Axialspurstange, verstellbar Axial tie rod, adjustable K14,mm	L 	
3211 1140 489 3211 1139 313	BM 03.75	Spurstangengelenk Tie rod end M14x1,5 RH	L 	
3211 1139 316	BM 03.57	Axialspurstange, verstellbar Axial tie rod, adjustable K14	R 	
3211 1140 490 3211 1139 314	BM 03.76	Spurstangengelenk Tie rod end M14x1,5 RH	R 	
3112 6758 515 3112 1140 957	BM 03.81	Stahl-Querlenker Vorderachse Steel control arm front axle	L 	
3112 6758 516 3112 1140 958	BM 03.82	Stahl-Querlenker Vorderachse Steel control arm front axle	R 	

FORTSETZUNG / CONTINUATION

BMW 3 (E36)

COMPACT (E36) 316i/316g/318ti/323ti/ 318tds	Ltr 1,6/1,8/2,0/2,5/ 1,8td	Baujahr Year	03/1994 - 08/2000
COUPE (E36) 316i/318is/320i/323i/325i/328i/M3	1,6/1,8/2,0//2,5/2,8/3,0		03/1992 - 04/1999
CABRIOLET (E36) 318i/320i/323i/325i/328i/ M3	1,8/2,0/2,5/2,8/3,0/3,2		03/1993 - 04/1999

VERGLEICHS-NR. CROSS-REF.-NO.	HEYD-NR.	BENENNUNG / ABMESSUNG DESCRIPTION / DIMENSION	EINBAU POSITION	BILD FIGURE
3112 1139 131	BM 03.85	Traggelenk, für Querlenker Suspension joint, control arm L= 135 mm	L+R ⇔ ⇐	
3112 6758 510 3112 1140 398	BM 03.86	Traggelenk, für Querlenker Suspension joint, control arm L= 89 mm	L+R ⇐⇔	
3135 1128 737 3135 1091 764	BM 03.41	Pendelstütze Vorderachse Self-alignment link front axle	L+R ↖↗ 	
3355 1126 932 3355 1124 375	BM 03.40	Pendelstütze Hinterachse Self-alignment link rear axle	L+R ↙↘ 	
<i>NUR FÜR / ONLY FOR COMPACT</i>				
3355 1135 307	BM 05.45	Stabilisator Hinterachse Stabilizer rear axle	L+R ↙↘ 	
3332 6775 551 3332 1140 345 3332 1138 722	BM 03.79	Kugelgelenk Hinterachse Ball joint rear axle	L+R ↙↘ 	

BMW 3 (E46)

316i/318i/320i/323i/325i/325ix/328i/330i/330ix 318d/320d/330d/330xd	Ltr 1,6/1,8/2,0/2,5/2,8/3,0 1,8d2,0d/3,0d3,0d	Baujahr Year	02/1998 - 02/2005
TOURING (E46) 316i/318i/320i/325i/325ix/328i/330i/330ix 318d/320d/330d/330xd	1,6/1,8/2,0/2,5/2,8/3,0 1,8d2,0d/3,0d3,0d		10/1999 - 02/2005

VERGLEICHS-NR. CROSS-REF.-NO.	HEYD-NR.	BENENNUNG / ABMESSUNG DESCRIPTION / DIMENSION	EINBAU POSITION	BILD FIGURE
<i>BIS/TILL 08/1998</i>				
3221 1095 955	BM 04.01	Axialspurstange, verstellbar Axial tie rod, adjustable	L ⇐	
3210 6774 220 3221 1095 957	BM 04.04	Spurstangengelenk Tie rod end M14x1,5 RH	L ⇐	
3221 1095 956	BM 04.02	Axialspurstange, verstellbar Axial tie rod, adjustable	R ⇔	
3221 1095 958 3210 6774 221	BM 04.05	Spurstangengelenk Tie rod end M14x1,5 RH	R ⇔	
	BM 04.03	Axialgelenk Axial joint M14x1,5	L+R ⇔ ⇐	

BMW

FORTSETZUNG / CONTINUATION

BMW 3 (E46)

316i/318i/320i/323i/325i/325ix/328i/330i/330ix
318d/320d/330d/330xd

Ltr 1,6/1,8/2,0/2,5/2,8/3,0
1,8d2,0d/3,0d3,0d

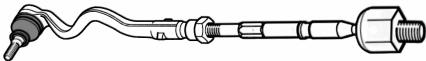

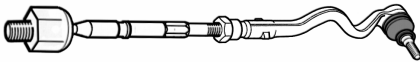

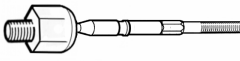

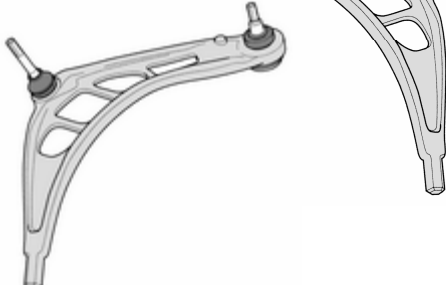


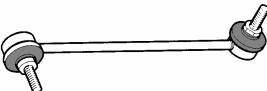

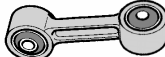


Baujahr 02/1998 - 02/2005
Year

TOURING (E46)

316i/318i/320i/325i/325ix/328i/330i/330ix
318d/320d/330d/330xd

1,6/1,8/2,0/2,5/2,8/3,0
1,8d2,0d/3,0d3,0d

10/1999 - 02/2005

VERGLEICHS-NR. CROSS-REF.-NO.	HEYD-NR.	BENENNUNG / ABMESSUNG DESCRIPTION / DIMENSION	EINBAU POSITION	BILD FIGURE
<i>AB/FROM09/1998</i>				
3221 1096 897 3210 6777 503	BM 04.06	Axialspurstange, verstellbar Axial tie rod, adjustable	L ⇐	
3221 1095 957 3210 6774 220	BM 04.04	Spurstangengelenk Tie rod end M14x1,5 RH	L ⇐	
3221 1096 898 3210 6777 504	BM 04.07	Axialspurstange, verstellbar Axial tie rod, adjustable	R ⇨	
3221 1095 958 3210 6774 221	BM 04.05	Spurstangengelenk Tie rod end M14x1,5 RH	R ⇨	
	BM 04.08	Axialgelenk Axial joint M14x1,5	L+R ⇨ ⇐	
3112 6777 851 3112 6774 819 3112 6758 519 3112 6752 717	BM 04.80	Alu-Querlenker Vorderachse Alu-Control arm front axle	L ↓	
		<i>AB/FROM.03/2001</i> 3112 2282 121		
3112 6777 852 3112 6774 820 3112 6758 520 3112 6752 718	BM 04.81	Alu-Querlenker Vorderachse Alu-Control arm front axle	R ↓	
		<i>AB/FROM.03/2001</i> 3112 2282 122		
3112 6783 376 3112 6757 623	BM 04.83	Halter mit Gummilager Bracket with bushing Alu	L+R ↓	
3135 6780 847 3135 1095 694	BM 04.40	Pendelstütze Vorderachse Self-alignment link front axle	L+R ↖ ↗ 	
3355 1094 619	BM 04.41	Pendelstütze Hinterachse Self-alignment link rear axle	L+R ↖ ↗ 	
3332 6775 551 3332 1140 345 3332 1138 722	BM 03.79	Kugelgelenk Hinterachse Ball joint rear axle	L+R ↖ ↗ 	

BMW 3 (E46)

COUPE (E46)

316ci/318ci/320ci/323ci/325ci/328ci/330ci/M3
320cd/330cd

Ltr. 1,6/1,8/2,0/2,5/2,5/2,8/3,0/3,2 Baujahr
2,0cd/3,0cd Year 04/1999 -

CABRIOLET (E46)

318ci/320ci/323ci/325ci/330ci/M3
320cd/330cd

1,8/2,0/2,5/3,0/3,2
2,0cd/3,0cd

04/2000 -

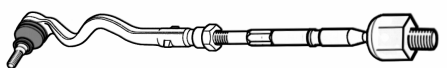

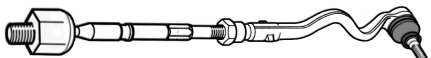


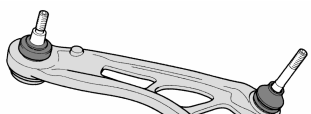
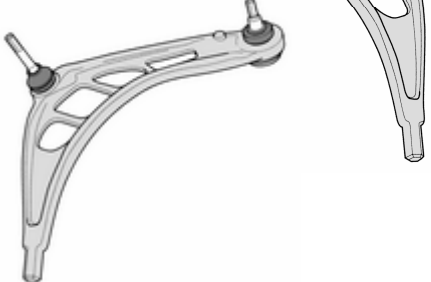

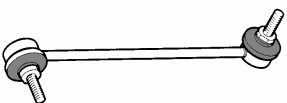


VERGLEICHS-NR. CROSS-REF.-NO.	HEYD-NR.	BENENNUNG / ABMESSUNG DESCRIPTION / DIMENSION	EINBAU2,8/ POSITION	BILD FIGURE
3221 1096 897 3210 6777 503	BM 04.06	Axialspurstange, verstellbar Axial tie rod, adjustable	L ⇐	
3221 1095 957 3210 6774 220	BM 04.04	Spurstangengelenk Tie rod end M14x1,5 RH	L ⇐	
3221 1096 898 3210 6777 504	BM 04.07	Axialspurstange, verstellbar Axial tie rod, adjustable	R ⇒	
3221 1095 958 3210 6774 221	BM 04.05	Spurstangengelenk Tie rod end M14x1,5 RH	R ⇒	
	BM 04.08	Axialgelenk Axial joint	L+R ⇒ ⇐	
3112 6777 851 3112 6774 819 3112 6758 519 3112 6752 717	BM 04.80	Alu-Querlenker Vorderachse Alu-Control arm front axle	L ↓	
		AB/FROM.03/2001 3112 2282 121		
3112 6777 852 3112 6774 820 3112 6758 520 3112 6752 718	BM 04.81	Alu-Querlenker Vorderachse Alu-Control arm front axle	R ↓	
		AB/FROM.03/2001 3112 2282 122		
3112 6783 376 3112 6757 623	BM 04.83	Halter mit Gummlager Bracket with bushing Alu	L+R ↓	
3135 6780 847 3135 1095 694	BM 04.40	Pendelstütze Vorderachse Self-alignment link front axle L= 270 mm	L+R ↖ ↗ 	
3355 1094 619	BM 04.41	Pendelstütze Hinterachse Self-alignment link rear axle	L+R ↖ ↗ 	
3332 6775 551 3332 1140 345 3332 1138 722	BM 03.79	Kugelgelenk Hinterachse Ball joint rear axle	L+R ↖ ↗ 	

BMW 3 (E46)

COMPACT (E46)
316ti/318ti/325ti
318td/320td

Ltr 1,6/1,8/2,5
1,8td/2,0td

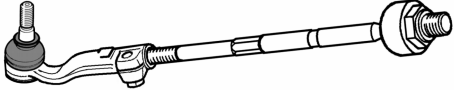

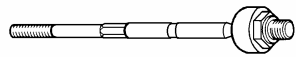
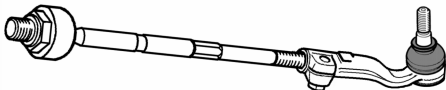





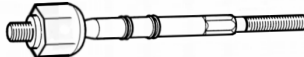
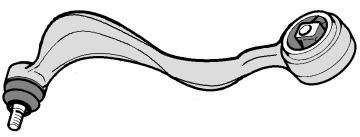
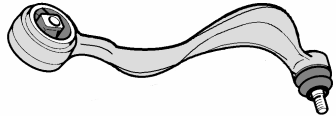
Baujahr 06/2001 - 02/2005
Year

VERGLEICHS-NR. CROSS-REF.-NO.	HEYD-NR.	BENENNUNG / ABMESSUNG DESCRIPTION / DIMENSION	EINBAU POSITION	BILD FIGURE
3221 1096 897 3210 6777 503	BM 04.06	Axialspurstange, verstellbar Axial tie rod, adjustable	L ⇐	
3221 1095 957 3210 6774 220	BM 04.04	Spurstangengelenk Tie rod end M14x1,5 RH	L ⇐	
3221 1096 898 3210 6777 504	BM 04.07	Axialspurstange, verstellbar Axial tie rod, adjustable	R ⇐	
3221 1095 958 3210 6774 221	BM 04.05	Spurstangengelenk Tie rod end M14x1,5 RH	R ⇐	
	BM 04.08	Axialgelenk Axial joint	L+R ⇐ ⇐	
3112 6777 851 3112 6774 819 3112 6758 519 3112 6752 717	BM 04.80	Alu-Querlenker Vorderachse Alu-Control arm front axle	L ↓	
		AB/FROM.03/2001 3112 2282 121		
3112 6777 852 3112 6774 820 3112 6758 520 3112 6752 718	BM 04.81	Alu-Querlenker Vorderachse Alu-Control arm front axle	R ↓	
		AB/FROM.03/2001 3112 2282 122		
3112 6783 376 3112 6757 623	BM 04.83	Halter mit Gummilager Bracket with bushing Alu	L+R ↓	
3135 6780 847 3135 1095 694	BM 04.40	Pendelstütze Vorderachse Self-alignment link front axle L= 270 mm	L+R ↗ ↘	
3355 1094 619	BM 04.41	Pendelstütze Hinterachse Self-alignment link rear axle	L+R ↗ ↘	
3332 6775 551 3332 1140 345 3332 1138 722	BM 03.79	Kugelgelenk Hinterachse Ball joint rear axle	L+R ↗ ↘	

BMW 3 (E90)

316i/318i/320i/320si/325i/325xi/330i/330xi Ltr. 1,6/1,8/2,0/2,5/3,0
 335i/335xi/M3 3,0/4,0
 318d/320d/325d/330d/330xd/335d 1,8d/2,0d/2,5d/3,0d

Baujahr 01/2005 -
 Year

VERGLEICHS-NR. CROSS-REF.-NO.	HEYD-NR.	BENENNUNG / ABMESSUNG DESCRIPTION / DIMENSION	EINBAU POSITION	BILD FIGURE
3221 6762 243	BM 01.55	Axialspurstange, verstellbar Axial tie rod, adjustable <i>TRW-LENKUNG/STEERING</i>	L ⇐	
3210 6765 089	BM 01.75	Spurstg.-Gelenk Innengew. Tie rod end, internal thread M14x1,5 RH <i>TRW-LENKUNG/STEERING</i>	L ⇐	
	BM 01.76	Axialgelenk <i>TRW-LENKUNG/STEERING</i>	L+R ⇐ ⇐	
3221 6762 244	BM 01.56	Axialspurstange, verstellbar Axial tie rod, adjustable <i>TRW-LENKUNG/STEERING</i>	R ⇒	
3210 6765 090	BM 01.74	Spurstg.-Gelenk Innengew. Tie rod end, internal thread M14x1,5 RH <i>TRW-LENKUNG/STEERING</i>	R ⇒	
3210 6765 235	BM 01.57	Axialspurstange, verstellbar Axial tie rod, adjustable <i>ZF-LENKUNG/STEERING</i>	L ⇐	
3210 6767 781	BM 01.77	Spurstg.-Gelenk Innengew. Tie rod end, internal thread M14x1,5 RH <i>ZF-LENKUNG/STEERING</i>	L ⇐	
3210 6765 236	BM 01.58	Axialspurstange, verstellbar Axial tie rod, adjustable <i>ZF-LENKUNG/STEERING</i>	R ⇒	
3210 6767 782	BM 01.78	Spurstg.-Gelenk Innengew. Tie rod end, internal thread M14x1,5 RH <i>ZF-LENKUNG/STEERING</i>	R ⇒	
	BM 01.79	Axialgelenk <i>ZF-LENKUNG/STEERING</i>	L+R ⇐ ⇐	
3112 6769 801 3112 6763 703 3112 6763 707	BM 01.93	Alu-Querlenker Vorderachse Alu-Control arm front axle	L ↓	
3112 6769 802 3112 6763 704 3112 6763 708	BM 01.94	Alu-Querlenker Vorderachse Alu-Control arm front axle	R ↓	

FORTSETZUNG / CONTINUATION

BMW 3 (E90)

316i/318i/320i/320si/325i/325xi/330i/330xi Ltr. 1,6/1,8/2,0/2,5/3,0
335i/335xi/M3 3,0/4,0
318d/320d/325d/330d/330xd/335d 1,8d/2,0d/2,5d/3,0d

Baujahr 01/2005 -
Year

VERGLEICHS-NR. CROSS-REF.-NO.	HEYD-NR.	BENENNUNG / ABMESSUNG DESCRIPTION / DIMENSION	EINBAU POSITION	BILD FIGURE
3112 6770 849 3112 6763 699	BM 01.97	Alu-Querlenker Vorderachse Alu-Control arm front axle	L ↓	
3112 6770 850 3112 6763 700	BM 01.98	Alu-Querlenker Vorderachse Alu-Control arm front axle	R ↓	
3332 6765 425	BM 01.80	Querlenker Hinterachse Control arm rear axle	L+R	
3332 6763 471	BM 01.81	Querlenker Hinterachse Control arm rear axle	L+R	
3332 6763 473	BM 01.82	Querlenker Hinterachse Control arm rear axle	L+R	
3135 6765 933	BM 01.41	Pendelstütze Vorderachse Self-alignment link front axle	L	
3135 6765 934	BM 01.42	Pendelstütze Vorderachse Self-alignment link front axle	R	
3355 6764 428	BM 01.43	Pendelstütze Hinterachse Self-alignment link rear axle	L+R	
3332 6775 552 3332 6756 249	BM 01.46	Kugelgelenk Hinterachse Ball joint rear axle	L+R	

BMW 3 (E91)

TOURING (E91)

318i/320i/2,5/325i/325xi/330i/330xi/335i/335xi Ltr. 1,8/2,0/2,5/3,0
318d/320d/325d/330d/330xd 1,8/2,0d/2,5d/3,0d

Baujahr 01/2005 -
Year

VERGLEICHS-NR. CROSS-REF.-NO.	HEYD-NR.	BENENNUNG / ABMESSUNG DESCRIPTION / DIMENSION	EINBAU POSITION	BILD FIGURE
3221 6762 243	BM 01.55	Axialspurstange, verstellbar Axial tie rod, adjustable TRW-LENKUNG/STEERING	L	
3210 6765 089	BM 01.75	Spurstg.-Gelenk Innengew. Tie rod end, internal thread M14x1,5 RH TRW-LENKUNG/STEERING	L	

FORTSETZUNG / CONTINUATION

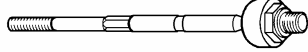
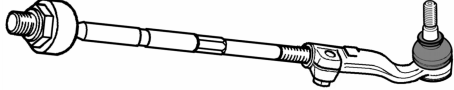
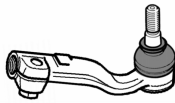



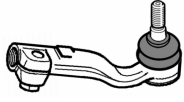
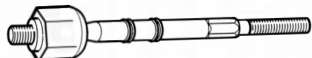



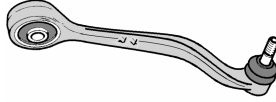
BMW 3 (E91)

TOURING (E91)

318i/320i/2,5/325i/325xi/330i/330xi/335i/335xi
318d/320d/325d/330d/330xd

Ltr. 1,8/2,0/2,5/3,0
1,8/2,0d/2,5d/3,0d

Baujahr 01/2005 -
Year

VERGLEICH-NR. CROSS-REF.-NO.	HEYD-NR.	BENENNUNG / ABMESSUNG DESCRIPTION / DIMENSION	EINBAU POSITION	BILD FIGURE
	BM 01.76	Axialgelenk TRW-LENKUNG/STEERING	L+R ⇔ ⇐	
3221 6762 244	BM 01.56	Axialspurstange, verstellbar Axial tie rod, adjustable TRW-LENKUNG/STEERING	R ⇔	
3210 6765 090	BM 01.74	Spurstg.-Gelenk Innengew. Tie rod end, internal thread M14x1,5 RH TRW-LENKUNG/STEERING	R ⇔	
3210 6765 235	BM 01.57	Axialspurstange, verstellbar Axial tie rod, adjustable ZF-LENKUNG/STEERING	L ⇐	
3210 6767 781	BM 01.77	Spurstg.-Gelenk Innengew. Tie rod end, internal thread M14x1,5 RH ZF-LENKUNG/STEERING	L ⇐	
3210 6765 236	BM 01.58	Axialspurstange, verstellbar Axial tie rod, adjustable ZF-LENKUNG/STEERING	R ⇔	
3210 6767 782	BM 01.78	Spurstg.-Gelenk Innengew. Tie rod end, internal thread M14x1,5 RH ZF-LENKUNG/STEERING	R ⇔	
	BM 01.79	Axialgelenk ZF-LENKUNG/STEERING	L+R ⇔ ⇐	
3112 6769 801 3112 6763 703 3112 6763 707	BM 01.93	Alu-Querlenker Vorderachse Alu-Control arm front axle	L ↓	
3112 6769 802 3112 6763 704 3112 6763 708	BM 01.94	Alu-Querlenker Vorderachse Alu-Control arm front axle	R ↓	
3112 6770 849 3112 6763 699	BM 01.97	Alu-Querlenker Vorderachse Alu-Control arm front axle	L ↓	
3112 6770 850 3112 6763 700	BM 01.98	Alu-Querlenker Vorderachse Alu-Control arm front axle	R ↓	

FORTSETZUNG / CONTINUATION



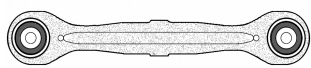


















BMW 3 (E91)

TOURING (E91)

318i/320i/2,5/325i/325xi/330i/330xi/335i/335xi
318d/320d/325d/330d/330xd

Ltr. 1,8/2,0/2,5/3,0
1,8/2,0d/2,5d/3,0d

Baujahr 01/2005 -
Year

VERGLEICHS-NR. CROSS-REF.-NO.	HEYD-NR.	BENENNUNG / ABMESSUNG DESCRIPTION / DIMENSION	EINBAU POSITION	BILD FIGURE
3332 6765 425	BM 01.80	Querlenker Hinterachse Control arm rear axle	L+R  	
3332 6763 471	BM 01.81	Querlenker Hinterachse Control arm rear axle	L+R  	
3332 6763 473	BM 01.82	Querlenker Hinterachse Control arm rear axle	L+R  	
3135 6765 933	BM 01.41	Pendelstütze Vorderachse Self-alignment link front axle	L  	
3135 6765 934	BM 01.42	Pendelstütze Vorderachse Self-alignment link front axle	R  	
3355 6764 428	BM 01.43	Pendelstütze Hinterachse Self-alignment link rear axle	L+R  	
3332 6775 552 3332 6756 249	BM 01.46	Kugelgelenk Hinterachse Ball joint rear axle	L+R  	

BMW 3 (E92) (E93)

COUPE (E92)

2,0/320i/325i/325xi/330i/330xi/335i/335xi/M3
320d/325d/330d/330xd/335d

Ltr. 2,0/2,5/3,0/4,0
2,0d/3,0d


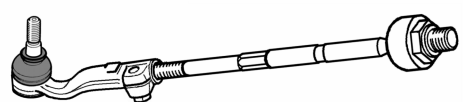

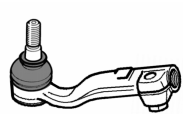

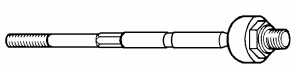
Baujahr 01/2005 -
Year

CABRIOLET (E93)

320i/325i/330i/335i/M3
320d/325d/330d

2,0/2,5/3,0/4,0
2,0d/3,0d

03/2007 -

VERGLEICHS-NR. CROSS-REF.-NO.	HEYD-NR.	BENENNUNG / ABMESSUNG DESCRIPTION / DIMENSION	EINBAU POSITION	BILD FIGURE
3221 6762 243	BM 01.55	Axialspurstange, verstellbar Axial tie rod, adjustable TRW-LENKUNG/STEERING	L 	
3210 6765 089	BM 01.75	Spurstg.-Gelenk Innengew. Tie rod end, internal thread M14x1,5 RH TRW-LENKUNG/STEERING	L 	
	BM 01.76	Axialgelenk TRW-LENKUNG/STEERING	R+L 	

FORTSETZUNG / CONTINUATION

BMW 3 (E92) (E93)

COUPE (E92)

2,0/320i/325i/325xi/330i/330xi/335i/335xi/M3
320d/325d/330d/330xd/335d

Ltr. 2,0/2,5/3,0/4,0
2,0d/3,0d

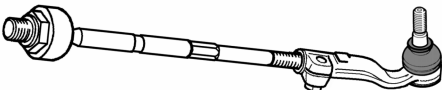

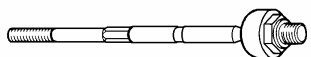





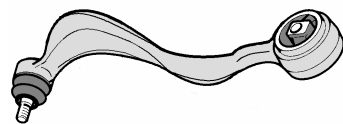


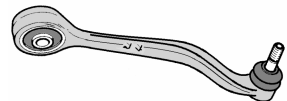
Baujahr 01/2005 -
Year

CABRIOLET (E93)

320i/325i/330i/335i/M3
320d/325d/330d

2,0/2,5/3,0/4,0
2,0d/3,0d

03/2007 -

VERGLEICHS-NR. CROSS-REF.-NO.	HEYD-NR.	BENENNUNG / ABMESSUNG DESCRIPTION / DIMENSION	EINBAU POSITION	BILD FIGURE
3221 6762 244	BM 01.56	Axialspurstange, verstellbar Axial tie rod, adjustable <i>TRW-LENKUNG/STEERING</i>	R ⇔	
3210 6765 090	BM 01.74	Spurstg.-Gelenk Innengew. Tie rod end, internal thread M14x1,5 RH <i>TRW-LENKUNG/STEERING</i>	R ⇔	
	BM 01.76	Axialgelenk <i>TRW-LENKUNG/STEERING</i>	L+R ⇔ ⇐	
3210 6765 235	BM 01.57	Axialspurstange, verstellbar Axial tie rod, adjustable <i>ZF-LENKUNG/STEERING</i>	L ⇐	
3210 6767 781	BM 01.77	Spurstg.-Gelenk Innengew. Tie rod end, internal thread M14x1,5 RH <i>ZF-LENKUNG/STEERING</i>	L ⇐	
3210 6765 236	BM 01.58	Axialspurstange, verstellbar Axial tie rod, adjustable <i>ZF-LENKUNG/STEERING</i>	R ⇔	
3210 6767 782	BM 01.78	Spurstg.-Gelenk Innengew. Tie rod end, internal thread M14x1,5 RH <i>ZF-LENKUNG/STEERING</i>	R ⇔	
	BM 01.79	Axialgelenk <i>ZF-LENKUNG/STEERING</i>	L+R ⇔ ⇐	
3112 6769 801 3112 6763 703 3112 6763 707	BM 01.93	Alu-Querlenker Vorderachse Alu-Control arm front axle	L ↓	
3112 6769 802 3112 6763 704 3112 6763 708	BM 01.94	Alu-Querlenker Vorderachse Alu-Control arm front axle	R ↓	
3112 6770 849 3112 6763 699	BM 01.97	Alu-Querlenker Vorderachse Alu-Control arm front axle	L ↓	
3112 6770 850 3112 6763 700	BM 01.98	Alu-Querlenker Vorderachse Alu-Control arm front axle	R ↓	

FORTSETZUNG / CONTINUATION

BMW 3 (E92) (E93)

COUPE (E92)

2,0/320i/325i/325xi/330i/330xi/335i/335xi/M3
320d/325d/330d/330xd/335d

Ltr. 2,0/2,5/3,0/4,0
2,0d/3,0d



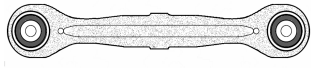





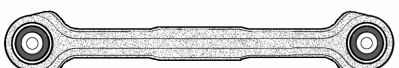












Baujahr 01/2005 -
Year

CABRIOLET (E93)

320i/325i/330i/335i/M3
320d/325d/330d

2,0/2,5/3,0/4,0
2,0d/3,0d

03/2007 -

VERGLEICHS-NR. CROSS-REF.-NO.	HEYD-NR.	BENENNUNG / ABMESSUNG DESCRIPTION / DIMENSION	EINBAU POSITION	BILD FIGURE
3332 6765 425	BM 01.80	Querlenker Hinterachse Control arm rear axle	L+R  	
3332 6763 471	BM 01.81	Querlenker Hinterachse Control arm rear axle	L+R  	
3332 6763 473	BM 01.82	Querlenker Hinterachse Control arm rear axle	L+R  	
3135 6765 933	BM 01.41	Pendelstütze Vorderachse Self-alignment link front axle	L  	
3135 6765 934	BM 01.42	Pendelstütze Vorderachse Self-alignment link front axle	R  	
3355 6764 428	BM 01.43	Pendelstütze Hinterachse Self-alignment link rear axle	L+R  	
3332 6775 552 3332 6756 249	BM 01.46	Kugelgelenk Hinterachse Ball joint rear axle	L+R  	

BMW 5 (E28)

518/518i/520i/525i/525e/528i/535i/M535i
524d/524td

Ltr 1,8/2,0/2,5/2,8/3,5
2,4d

Baujahr 06/1981 - 06/1990
Year 03/1983 - 12/1987



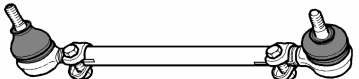
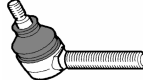
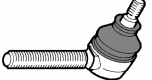




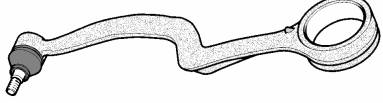
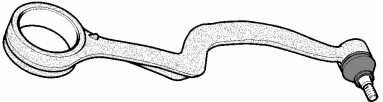
VERGLEICHS-NR. CROSS-REF.-NO.	HEYD-NR.	BENENNUNG / ABMESSUNG DESCRIPTION / DIMENSION	EINBAU POSITION	BILD FIGURE
3221 1129 014	BM 05.56	Spurstange, fest Tie rod, fixed K14	C ⇔	
3221 1135 666	BM 05.52	Spurstange, verstellbar Tie rod, adjustable K14	L+R ⇔⇔	
3221 1135 819	BM 05.74	Spurstangengelenk Tie rod end M14x1.5 LH, K14	L+R ⇔ ⇐	
3221 1135 820	BM 05.73	Spurstangengelenk Tie rod end M14x1,5 RH, K14	L+R ⇐⇔	
3112 1139 991 3112 1131 587	BM 05.97	Stahl-Querlenker Vorderachse Steel-Control arm front axle	L ↓	
3112 1139 992 3112 1131 588	BM 05.98	Stahl-Querlenker Vorderachse Steel-Control arm front axle	R ↓	
3112 1132 353 3112 1129 245	BM 05.85	Stahl-Querlenker Vorderachse Steel-Control arm front axle	L ↑	
3112 1132 354 3112 1129 246	BM 05.86	Stahl-Querlenker Vorderachse Steel-Control arm front axle	R ↑	
3135 1134 582 3135 1128 050	BM 05.41	Pendelstütze Vorderachse Self-alignment link front axle L= 240 mm	L+R ↗↘ 	
3355 1094 619	BM 04.41	Pendelstütze Hinterachse Self-alignment link rear axle	L+R ↗↘ 	
3332 1126 476 3332 1125 665	BM 05.43	Lenkhebel Hinterachse Steering arm rear axle L= 50 mm	L+R ↗↘ 	

BMW 5 (E34)

518i/520i/520i20V/525i/530i/535i/540i/M5
524td/525td/525tds

Ltr 1,8/2,0/2,5/3,0/3,5/4,0/M5
2,5d

Baujahr 01/1988 - 09/1995
Year 03/1988 - 09/1995

VERGLEICHS-NR. CROSS-REF.-NO.	HEYD-NR.	BENENNUNG / ABMESSUNG DESCRIPTION / DIMENSION	EINBAU POSITION	BILD FIGURE
<i>518 MODELLE/MODELS</i>				
3221 1138 852	BM 05.65	Spurstange, fest Tie rod, fixed K14	C ↔	
<i>520I-M5 MODELLE/MODELS</i>				
3221 1138 854	BM 05.63	Spurstange, fest Tie rod, fixed K14	C ↔	
3221 1135 666	BM 05.52	Spurstange, verstellbar Tie rod, adjustable K14	L+R ↔↔	
3221 1135 819	BM 05.74	Spurstangengelenk Tie rod end M14x1,5 LH, K14	L+R ↔ ↔	
3221 1135 820	BM 05.73	Spurstangengelenk Tie rod end M14x1,5 RH, K14	L+R ↔↔	
3112 1139 987 3112 1133 237	BM 05.93	Alu-Querlenker Vorderachse Alu-Control arm front axle	L ↓	
3112 1139 988 3112 1133 238	BM 05.94	Alu-Querlenker Vorderachse Alu-Control arm front axle	R ↓	
3112 1139 991 3112 1131 587	BM 05.97	Stahl-Querlenker Vorderachse Steel-Control arm front axle	L ↓	
3112 1139 992 3112 1131 588	BM 05.98	Stahl-Querlenker Vorderachse Steel-Control arm front axle	R ↓	
3112 1141 097 3112 1133 711	BM 05.81	Stahl-Querlenker Vorderachse Steel-Control arm front axle	L ↑	
3112 1141 098 3112 1133 712	BM 05.82	Stahl-Querlenker Vorderachse Steel-Control arm front axle	R ↑	


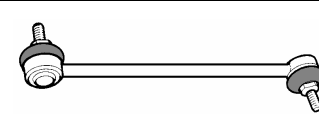





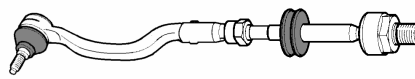



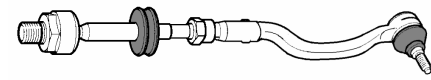



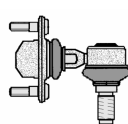
FORTSETZUNG / CONTINUATION

BMW 5 (E34)

518i/520i/520i20V/525i/530i/535i/540i/M5
524td/525td/525tds

Ltr 1,8/2,0/2,5/3,0/3,5/4,0/M5
2,5d

Baujahr 01/1988 - 09/1995
Year 03/1988 - 09/1995

VERGLEICHS-NR. CROSS-REF.-NO.	HEYD-NR.	BENENNUNG / ABMESSUNG DESCRIPTION / DIMENSION	EINBAU POSITION	BILD FIGURE
3135 1134 582 3135 1128 050	BM 05.41	Pendelstütze Vorderachse Self-alignment link front axle	L+R 	
3332 1126 476 3332 1125 665	BM 05.43	Lenker Hinterachse Track cotrol arm rear axle	L+R 	
3355 1135 307	BM 05.45	Stabilisator Hinterachse Stabilizer rear axle	L+R 	
IX MODELLE/MODELS				
3211 1141 593	BM 05.67	Axialspurstange, verstellbar Axial tie rod, adjustable K16	L 	
3211 1141 565	BM 05.77	Spurstangengel. Innengew. Tie rod end, internal thread M14x1,5 LH, K16	L 	
3211 1141 594	BM 05.68	Axialspurstange, verstellbar Axial tie rod, adjustable K16	R 	
3211 1141 566	BM 05.78	Spurstangengel. Innengew. Tie rod end, internal thread M14x1,5 RH, K16	R 	
3135 1140 183	BM 05.42	Stabilisator Vorderachse Stabilizer front axle	L+R 	





BMW 5 (E34)

TOURING (E34)

518i/520i/525i/525ix/530i/ 535i/540i/M5
525td/525tds

Ltr 1,8/2,0/2,5/3,0/3,5/3,8/4,0
2,5d

Baujahr 11/1991 - 01/1997
Year 12/1991 - 01/1997

VERGLEICHS-NR. CROSS-REF.-NO.	HEYD-NR.	BENENNUNG / ABMESSUNG DESCRIPTION / DIMENSION	EINBAU POSITION	BILD FIGURE
518 MODELLE/MODELS				
3221 1138 852	BM 05.65	Spurstange, fest Tie rod, fixed K14	C 	
520i - M5 MODELLE/MODELS				
3221 1138 854	BM 05.63	Spurstange, fest Tie rod, fixed K14	C 	

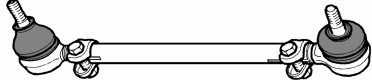
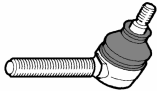
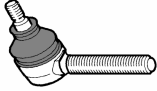




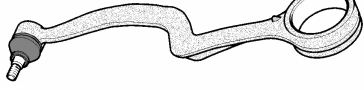
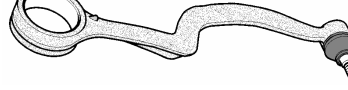






BMW 5 (E34)

TOURING (E34)

518i/520i/525i/525ix/530i/ 535i/540i/M5
525td/525tds

Ltr 1,8/2,0/2,5/3,0/3,5/3,8/4,0
2,5d

Baujahr 11/1991 - 01/1997
Year 12/1991 - 01/1997

VERGLEICHS-NR. CROSS-REF.-NO.	HEYD-NR.	BENENNUNG / ABMESSUNG DESCRIPTION / DIMENSION	EINBAU POSITION	BILD FIGURE
3221 1135 666	BM 05.52	Spurstange, verstellbar Tie rod, adjustable K14	L+R ↔⇒	
3221 1135 819	BM 05.74	Spurstangengelenk Tie rod end M14x1,5 LH, K14	L+R ⇒ ↔	
3221 1135 820	BM 05.73	Spurstangengelenk Tie rod end M14x1,5 RH, K14	L+R ↔⇒	
3112 1139 987 3112 1133 237	BM 05.93	Alu-Querlenker Vorderachse Alu-Control arm front axle	L ↓	
3112 1139 988 3112 1133 238	BM 05.94	Alu-Querlenker Vorderachse Alu-Control arm front axle	R ↓	
3112 1139 991 3112 1131 587	BM 05.97	Stahl-Querlenker Vorderachse Steel-Control arm front axle	L ↓	
3112 1139 992 3112 1131 588	BM 05.98	Stahl-Querlenker Vorderachse Steel-Control arm front axle	R ↓	
3112 1141 097	BM 05.81	Stahl-Querlenker Vorderachse Steel-Control arm front axle	L ↑	
3112 1141 098	BM 05.82	Stahl-Querlenker Vorderachse Steel-Control arm front axle	R ↑	
3135 1134 582 3135 1128 050	BM 05.41	Pendelstütze Vorderachse Self-alignment link front axle	L+R ↗↘ 	
3332 1126 476 3332 1125 665	BM 05.43	Lenker Hinterachse Track cotrol arm rear axle	L+R ↙↘ 	
3355 1135 307	BM 05.45	Stabilisator Hinterachse Stabilizer rear axle	L+R ↙↘ 	

FORTSETZUNG / CONTINUATION

BMW 5 (E34) TOURING

TOURING (E34)

518i/520i/525i/525ix/530i/ 535i/540i/M5
525td/525tds

Ltr 1,8/2,0/2,5/3,0/3,5,/3,8/4,0
2,5d

Baujahr 11/1991 - 01/1997
Year 12/1991 - 01/1997

VERGLEICHS-NR. CROSS-REF.-NO.	HEYD-NR.	BENENNUNG / ABMESSUNG DESCRIPTION / DIMENSION	EINBAU POSITION	BILD FIGURE
<i>IX MODELLE/MODELS</i>				
3211 1141 593	BM 05.67	Axialspurstange, verstellbar Axial tie rod, adjustable K16	L ⇐	
3211 1141 565	BM 05.77	Spurstangengel. Innengew. Tie rod end, internal thread M14x1,5 LH, K16	L ⇐	
3211 1141 594	BM 05.68	Axialspurstange, verstellbar Axial tie rod, adjustable K16	R ⇨	
3211 1141 566	BM 05.78	Spurstangengel. Innengew. Tie rod end, internal thread M14x1,5 RH, K16	R ⇨	
3135 1140 183	BM 05.42	Stabilisator Vorderachse Stabilizer front axle	L+R ↗ ↘ 	

BMW 5 (E39)

520i/523i/525i/528i/530i
520d/525d/525td/525tds/530d

Ltr 2,0/2,5/2,8/3,0/4,0
2,0d/2,5d/3,0d

Baujahr 11/1995 - 06/2003
Year 01/1996 - 06/2003

Touring (E39)

520i/523i/525i/528i/530i
520d/525d/525tds/530d

2,0/2,5/2,8/3,0/4,0
2,0d/2,5d/3,0d

01/1997 - 06/2004
03/1997 - 06/2004

VERGLEICHS-NR. CROSS-REF.-NO.	HEYD-NR.	BENENNUNG / ABMESSUNG DESCRIPTION / DIMENSION	EINBAU POSITION	BILD FIGURE
3211 1094 673 3211 1091 769	BM 06.51	Axialspurstange, verstellbar Axial tie rod, adjustable K16	L ⇐	
3211 1094 674 3211 1091 768	BM 06.52	Axialspurstange, verstellbar Axial tie rod, adjustable K16	R ⇨	
3211 1094 673* 3211 1094 674*	BM 06.73	Axialgelenk Axial joint	L+R ⇨ ⇐	

FORTSETZUNG / CONTINUATION

BMW 5 (E39)

520i/523i/525i/528i/530i
520d/525d/525td/525tds/530d

Ltr 2,0/2,5/2,8/3,0/4,0
2,0d/2,5d/3,0d


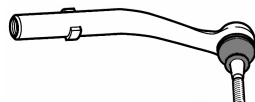
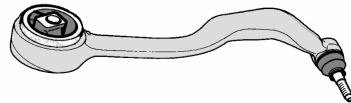
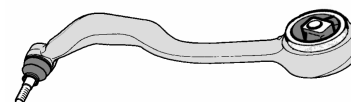

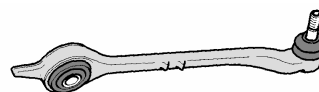

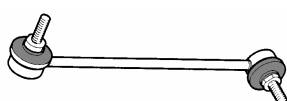



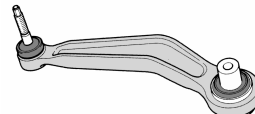

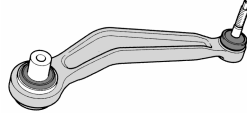

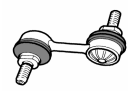


Baujahr 11/1995 - 06/2003
Year 01/1996 - 06/2003

Touring (E39)

520i/523i/525i/528i/530i
520d/525d/525tds/530d

2,0/2,5/2,8/3,0/4,0
2,0d/2,5d/3,0d

01/1997 - 06/2004
03/1997 - 06/2004

VERGLEICHS-NR. CROSS-REF.-NO.	HEYD-NR.	BENENNUNG / ABMESSUNG DESCRIPTION / DIMENSION	EINBAU POSITION	BILD FIGURE
3211 1093 771	BM 06.71	Spurstangengel. Innengew. Tie rod end, internal thread M16x1,0 RH, K16	L ←	
3211 1093 772	BM 06.72	Spurstangengel. Innengew. Tie rod end, internal thread M16x1,0 RH, K16	R ⇒	
3112 1141 717 3112 1092 023	BM 06.91	Alu-Querlenker Vorderachse Alul-Control arm front axle	L ↓	
3112 1141 718 3112 1092 024	BM 06.92	Alu-Querlenker Vorderachse Alul-Control arm front axle	R ↓	
3112 1094 233 3112 1093 449	BM 06.94	Alu-Querlenker Vorderachse Alul-Control arm front axle	L ↓	
3112 1094 234 3112 1093 450	BM 06.95	Alu-Querlenker Vorderachse Alul-Control arm front axle	R ↓	
3135 1095 661	BM 06.41	m Pendelstütze, Vorderachse Self-alignment link front axle	L ↗ 	
3135 1095 662	BM 06.42	Pendelstütze Vorderachse Self-alignment link front axle	R ↘ 	
3332 6767 831 3332 1094 209	BM 06.96	Alu-Querlenker. Hinterachse Alu- control arm, rear axle	L ↘ 	
3332 6767 832 3332 1094 210	BM 06.97	Alu-Querlenker. Hinterachse Alu- control arm, rear axle	R ↙ 	
3355 1095 532 3355 1092 292	BM 06.43	Pendelstütze Hinterachse Self-alignment link rear axle	L+R ↘ ↙ 	
3332 6777 424 3332 6768 268 3332 1096 797	BM 06.63	Alu-Querlenker Hinterachse Alu-Control arm rear axle	L+R ↘ ↙ 	

FORTSETZUNG / CONTINUATION

BMW 5 (E39)

520i/523i/525i/528i/530i	Ltr 2,0/2,5/2,8/3,0/4,0	Baujahr 11/1995 - 06/2003
520d/525d/525td/525tds/530d	2,0d/2,5d/3,0d	Year 01/1996 - 06/2003
Touring (E39)		
520i/523i/525i/528i/530i	2,0/2,5/2,8/3,0/4,0	01/1997 - 06/2004
520d/525d/525tds/530d	2,0d/2,5d/3,0d	03/1997 - 06/2004

VERGLEICHS-NR. CROSS-REF.-NO.	HEYD-NR.	BENENNUNG / ABMESSUNG DESCRIPTION / DIMENSION	EINBAU POSITION	BILD FIGURE
3332 6770 749 3332 1091 620 3332 1090 030	BM 06.64	Lenker Hinterachse Control arm rear axle	L+R	
3332 6767 748 3332 1095 631 3332 1090 504	BM 21.42	Kugelgelenk Hinterachse Ball joint rear axle	L+R	

BMW 5 (E39)

535i/540i/M5	Ltr 3,5/4,5/5,0	Baujahr 04/1996 - 05/2004
TOURING (E39)		
540i	4,5	01/1997 - 05/2004

VERGLEICHS-NR. CROSS-REF.-NO.	HEYD-NR.	BENENNUNG / ABMESSUNG DESCRIPTION / DIMENSION	EINBAU POSITION	BILD FIGURE
3221 1096 059	BM 05.61	Spurstange, fest Tie rod, fixed	C	
3221 1091 723	BM 06.75	Spurstange Tie rod M16x1,5 RH	L	
3221 1091 724	BM 06.74	Spurstange Tie rod M16x1,5 RH	R	
3112 1092 819 3112 1092 609	BM 05.83	Alu-Querlenker Vorderachse Alu-Control arm front axle	L	
3112 1092 820 3112 1092 610	BM 05.84	Alu-Querlenker Vorderachse Alu-Control arm front axle	R	
3112 1141 961	BM 05.91	Alu-Querlenker Vorderachse Alu-Control arm front axle	L	
3112 1141 962	BM 05.92	Alu-Querlenker Vorderachse Alu-Control arm front axle	R	

BMW 5 (E39)


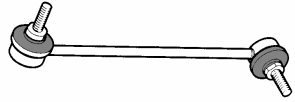





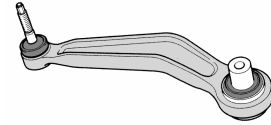

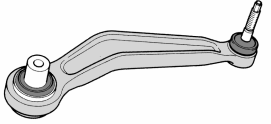

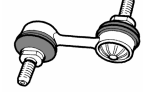




535i/540i/M5
TOURING (E39)
540i

Ltr 3,5/4,5/5,0

Baujahr 04/1996 - 05/2004
Year

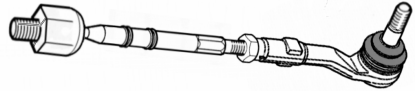
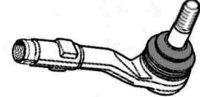
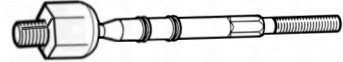
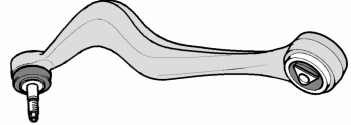
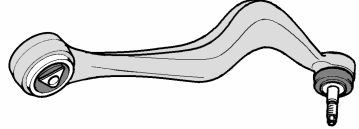
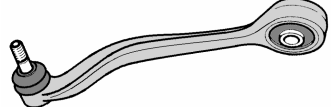
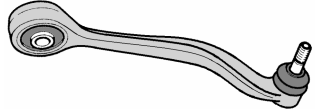

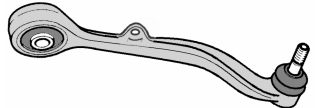
4,5

01/1997 - 05/2004

VERGLEICHS-NR. CROSS-REF.-NO.	HEYD-NR.	BENENNUNG / ABMESSUNG DESCRIPTION / DIMENSION	EINBAU POSITION	BILD FIGURE
3135 1095 664 3135 1092 304	BM 06.44	Pendelstütze Vorderachse Self-alignment link front axle	L+R 	
3332 6768 791 3332 1097 264 3332 1090 745	BM 06.65	Lenker. Hinterachse Control arm, rear axle	L+R 	
<i>AB/FROM 12/2001</i>				
3332 6777 424 3332 6768 268 3332 1096 797	BM 06.63	Lenker. Hinterachse Control arm, rear axle	L+R 	
3332 6767 831 3332 1094 209	BM 06.96	Alu-Querlenker. Hinterachse Alu- control arm, rear axle	L 	
3332 6767 832 3332 1094 210	BM 06.97	Alu-Querlenker. Hinterachse Alu- control arm, rear axle	R 	
3355 1095 532 3355 1092 292	BM 06.43	Pendelstütze Hinterachse Self-alignment link rear axle	L+R 	
3332 6770 749 3332 1091 620 3332 1090 030	BM 06.64	Lenker Hinterachse Control arm rear axle	L+R 	
3332 6767 748 3332 1095 631 3332 1090 504	BM 21.42	Kugelgelenk Hinterachse Ball joint rear axle	L+R 	

BMW 5 (E60)

520i/523i/525i/525xi/530i/530xi/540i/545i/550i/M5 Ltr 2,0/2,5/3,0/4,0/4,5/5,0 Baujahr 07/2003 -
 520d/525d/525xd/530d/530xd/535d 2,0d/2,5d/3,0d/3,5d Year 07/2003 -

VERGLEICH-NR. CROSS-REF.-NO.	HEYD-NR.	BENENNUNG / ABMESSUNG DESCRIPTION / DIMENSION	EINBAU POSITION	BILD FIGURE
3221 6762 403	BM 06.54	Axialspurstange, verstellbar Axial tie rod, adjustable	L+R ⇔	
3221 6756 369	BM 06.76	Spurstangengel. Innengew. Tie rod end, internal thread M16x1,5 RH	L+R ⇔	
	BM 06.77	Axialgelenk Axial joint M16x1,5 RHT	L+R ⇔ ⇔	
3112 6774 825 3110 4026 719	BM 06.81	Alu-Querlenker Vorderachse mit Gummilager Alu-Control arm front axle with bushing	L ↑	
3112 6774 826 3110 4026 720	BM 06.80	Alu-Querlenker Vorderachse mit Gummilager Alu-Control arm front axle with bushing	R ↑	
<i>BIS/TILL MOD.03/2006</i>				
3112 6760 181	BM 06.83	Alu-Querlenker Vorderachse mit Gummilager Alu-Control arm front axle with bushing	L ↓	
3112 6760 182	BM 06.82	Alu-Querlenker Vorderachse mit Gummilager Alu-Control arm front axle with bushing	R ↓	
<i>AB/FROM MOD.04/2006</i>				
3112 6768 297 3112 4028 607	BM 06.85	Alu-Querlenker Vorderachse mit Gummilager Alu-Control arm front axle with bushing	L ↓	
3112 6768 298 3112 4028 608	BM 06.84	Alu-Querlenker Vorderachse mit Gummilager Alu-Control arm front axle with bushing	R ↓	


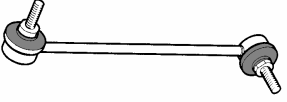

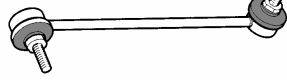

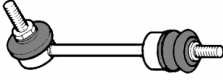

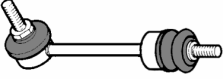

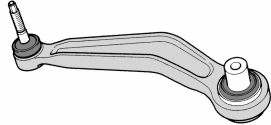

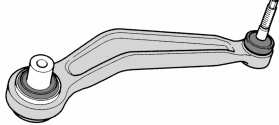







FORTSETZUNG / CONTINUATION

BMW 5 (E60)

520i/523i/525i/525xi/530i/530xi/540i/545i/550i/M5
520d/525d/525xd/530d/530xd/535d

Ltr 2,0/2,5/3,0/4,0/4,5/5,0
2,0d/2,5d/3,0d/3,5d

Baujahr 07/2003 -
Year 07/2003 -

VERGLEICHS-NR. CROSS-REF.-NO.	HEYD-NR.	BENENNUNG / ABMESSUNG DESCRIPTION / DIMENSION	EINBAU POSITION	BILD FIGURE
3135 6769 499 3135 4014 531	BM 06.45	Pendelstütze Vorderachse Self-alignment link front axl	L ↻ 	
3135 6769 500 3135 4014 532	BM 06.46	Pendelstütze Vorderachse Self-alignment link front axl	R ↻ 	
3355 6761 000 3350 6781 540	BM 06.47	Pendelstütze Hinterachse Self-alignment link rearachs	L+R ↻ ↻ 	
3355 6761 492 3350 6768 493	BM 06.40	Pendelstütze Hinterachse Self-alignment link rearachs <i>für aktiver Stabilisatorregelung for Dynamic drive models</i>	L+R ↻ ↻ 	
3332 6772 241 3332 6770 775 3332 6767 967	BM 06.61	Alu- Querlenker Hinterachse mit Gummilager Alu-Control arm rear axle with bushing	L ↻ 	
3332 6772 242 3332 6770 776 3332 6767 968	BM 06.62	Alu-Querlenker Hinterachse mit Gummilager Alu-Control arm rear axle with bushing	R ↻ 	
3332 6777 424 3332 6768 268 3332 1096 797	BM 06.63	Alu-Querlenker Hinterachse mit Gummilager Alu-Control arm rear axle with bushing	L+R ↻ ↻ 	
3332 6770 749 3332 1091 620 3332 1090 030	BM 06.64	Lenker Hinterachse Control arm rear axle	L+R ↻ ↻ 	
3332 6767 748 3332 1095 631 3332 1090 504	BM 21.42	Kugelgelenk Hinterachse Ball joint rear axle	L+R ↻ ↻ 	
<i>XI MODELLE/MODELS</i>				
3112 6779 840 3110 4038 994	BM 06.90	Traggelenk, für Querlenker Suspension joint, control arm	L+R ↻ ↻	

FORTSETZUNG / CONTINUATION

BMW 5 (E60)

520i/523i/525i/525xi/530i/530xi/540i/545i/550i/M5 Ltr 2,0/2,5/3,0/4,0/4,5/5,0 Baujahr 07/2003 -
 520d/525d/525xd/530d/530xd/535d 2,0d/2,5d/3,0d/3,5d Year 07/2003 -

VERGLEICHS-NR. CROSS-REF.-NO.	HEYD-NR.	BENENNUNG / ABMESSUNG DESCRIPTION / DIMENSION	EINBAU POSITION	BILD FIGURE
<i>XI MODELLE/MODELS</i>				
3110 6770 685	BM 06.89	Alu-Querlenker Vorderachse Alu-Control arm front axle	L ↓	
3110 6770 686	BM 06.88	Alu-Querlenker Vorderachse Alu-Control arm front axle	R ↓	
3112 6774 827 3110 6770 689	BM 06.87	Alu-Querlenker Vorderachse Alu-Control arm front axle	L ↓	
3112 6774 828 3110 6770 690	BM 06.86	Alu-Querlenker Vorderachse Alu-Control arm front axle	R ↓	
3135 6768 083	BM 06.48	Pendelstütze Vorderachse Self-alignment link front axl	L ↗ 	
3135 6768 084	BM 06.49	Pendelstütze Vorderachse Self-alignment link front axl	R ↘ 	

BMW 5 (E61)

TOURING (E61)

520i/523i/525i/525xi/530i/530xi/545i/550i/M5 Ltr 2,0/2,5/3,0/4,5/5,0 Baujahr 06/2004 -
 520d/525d/525xd/530d/530xd/535d 2,0d/2,5d/3,0d/3,5d Year 06/2004 -

VERGLEICHS-NR. CROSS-REF.-NO.	HEYD-NR.	BENENNUNG / ABMESSUNG DESCRIPTION / DIMENSION	EINBAU POSITION	BILD FIGURE
3221 6762 403	BM 06.54	Axialspurstange, verstellbar Axial tie rod, adjustable	L+R ↔↔	
3221 6756 369	BM 06.76	Spurstangengel. Innengew. Tie rod end, internal thread M16x1,5 RH	L+R ↔↔	
	BM 06.77	Axialgelenk Axial joint M16x1,5 RHT	L+R ↔ ↔	

FORTSETZUNG / CONTINUATION

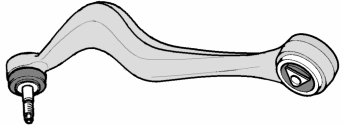
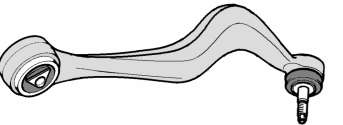

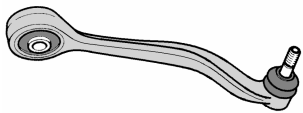
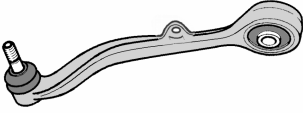


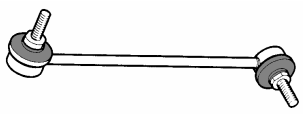

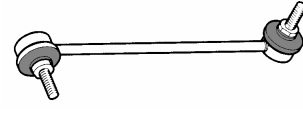

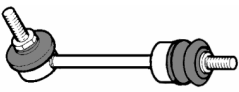

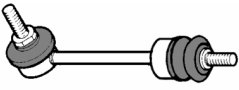

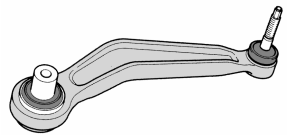
BMW 5 (E61)

TOURING (E61)

520i/523i/525i/525xi/530i/530xi/545i/550i/M5
520d/525d/525xd/530d/530xd/535d

Ltr 2,0/2,5/3,0/4,5/5,0
2,0d/2,5d/3,0d/3,5d

Baujahr 06/2004 -
Year 06/2004 -

VERGLEICHS-NR. CROSS-REF.-NO.	HEYD-NR.	BENENNUNG / ABMESSUNG DESCRIPTION / DIMENSION	EINBAU POSITION	BILD FIGURE
3112 6774 825 3110 4026 719	BM 06.81	Alu-Querlenker Vorderachse mit Gummilager Alu-Control arm front axle with bushing	L ↑	
3112 6774 826 3110 4026 720	BM 06.80	Alu-Querlenker Vorderachse mit Gummilager Alu-Control arm front axle with bushing	R ↑	
<i>BIS/TILL MOD.03/2006</i>				
3112 6760 181	BM 06.83	Alu-Querlenker Vorderachse mit Gummilager Alu-Control arm front axle with bushing	L ↓	
3112 6760 182	BM 06.82	Alu-Querlenker Vorderachse mit Gummilager Alu-Control arm front axle with bushing	R ↓	
<i>AB/FROM MOD.04/2006</i>				
3112 6768 297 3112 4028 607	BM 06.85	Alu-Querlenker Vorderachse mit Gummilager Alu-Control arm front axle with bushing	L ↓	
3112 6768 298 3112 4028 608	BM 06.84	Alu-Querlenker Vorderachse mit Gummilager Alu-Control arm front axle with bushing	R ↓	
3135 6769 499 3135 4014 531	BM 06.45	Pendelstütze Vorderachse Self-alignment link front axl	L ↻ 	
3135 6769 500 3135 4014 532	BM 06.46	Pendelstütze Vorderachse Self-alignment link front axl	R ↻ 	
3355 6761 000 3350 6781 540	BM 06.47	Pendelstütze Hinterachse Self-alignment link rearachs	L+R ↻ ↻ 	
3350 6768 493 3355 6761 492	BM 06.40	Pendelstütze Hinterachse Self-alignment link rearachs <i>für aktiver Stabilisatorregelung for Dynamic drive models</i>	L+R ↻ ↻ 	
3332 6772 241 3332 6770 775 3332 6767 967	BM 06.61	Alu- Querlenker Hinterachse mit Gummilager Alu-Control arm rear axle with bushing	L ↻ 	

FORTSETZUNG / CONTINUATION


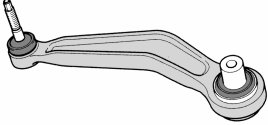



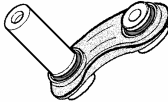



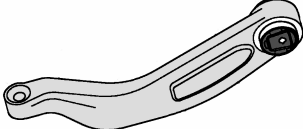
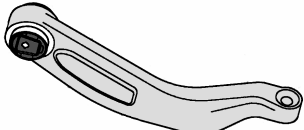

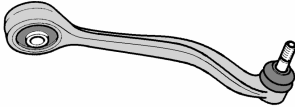

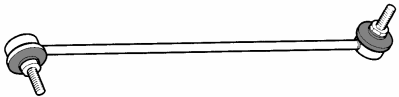

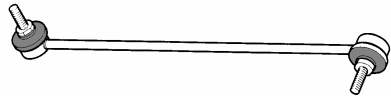
BMW 5 (E61)

TOURING (E61)

520i/523i/525i/525xi/530i/530xi/545i/550i/M5
520d/525d/525xd/530d/530xd/535d

Ltr 2,0/2,5/3,0/4,5/5,0
2,0d/2,5d/3,0d/3,5d

Baujahr 06/2004 -
Year 06/2004 -

VERGLEICHS-NR. CROSS-REF.-NO.	HEYD-NR.	BENENNUNG / ABMESSUNG DESCRIPTION / DIMENSION	EINBAU POSITION	BILD FIGURE
3332 6772 242 3332 6770 776 3332 6767 968	BM 06.62	Alu-Querlenker Hinterachse mit Gummilager Alu-Control arm rear axle with bushing	R ↘ 	
3332 6777 424 3332 6768 268 3332 1096 797	BM 06.63	Alu-Querlenker Hinterachse mit Gummilager Alu-Control arm rear axle with bushing	L+R ↗ ↘ 	
3332 6770 749 3332 1091 620 3332 1090 030	BM 06.64	Lenker Hinterachse Control arm rear axle	L+R ↗ ↘ 	
3332 6767 748 3332 1095 631 3332 1090 504	BM 21.42	Kugelgelenk Hinterachse Ball joint rear axle	L+R ↗ ↘ 	
<i>XI MODELLE/MODELS</i>				
3112 6779 840 3110 4038 994	BM 06.90	Traggelenk, für Querlenker Suspension joint, control arm	L+R ⇔	
3110 6770 685	BM 06.89	Alu-Querlenker Vorderachse Alu-Control arm front axle	L ↓	
3110 6770 686	BM 06.88	Alu-Querlenker Vorderachse Alu-Control arm front axle	R ↓	
3112 6774 827 3110 6770 689	BM 06.87	Alu-Querlenker Vorderachse Alu-Control arm front axle	L ↓	
3112 6774 828 3110 6770 690	BM 06.86	Alu-Querlenker Vorderachse Alu-Control arm front axle	R ↓	
3135 6768 083	BM 06.48	Pendelstütze Vorderachse Self-alignment link front axl	L ↗ 	
3135 6768 084	BM 06.49	Pendelstütze Vorderachse Self-alignment link front axl	R ↘ 	


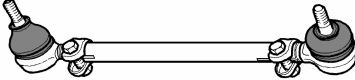
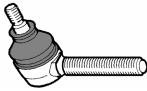
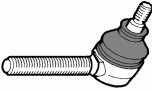


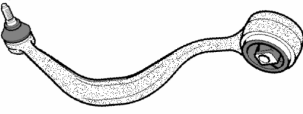
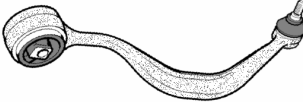






BMW 6 (E24)

COUPE (E24)

628CSi/630CSi/633CSi/635CSi/ M635CSi

Ltr 2,8/3,3/3,5

Baujahr
Year 04/1976 - 09/1990

VERGLEICHS-NR. CROSS-REF.-NO.	HEYD-NR.	BENENNUNG / ABMESSUNG DESCRIPTION / DIMENSION	EINBAU POSITION	BILD FIGURE
<i>AB/FROM L MOD. 06/1982</i>				
3221 1129 014	BM 05.56	Spurstange, fest Tie rod, fixed K14	C ↔	
3221 1135 666	BM 05.52	Spurstange, verstellbar Tie rod, adjustable K14	L+R ↔⇔	
3221 1135 819	BM 05.74	Spurstangengelenk Tie rod end M14x1,5 LH, K14	L+R ⇔ ↔	
3221 1135 820	BM 05.73	Spurstangengelenk Tie rod end M14x1,5 RH, K14	L+R ↔⇔	
3112 1139 991 3112 1131 587	BM 05.97	Stahl-Querlenker Vorderachse Steel-Control arm front axle	L ↓	
3112 1139 992 3112 1131 588	BM 05.98	Stahl-Querlenker Vorderachse Steel-Control arm front axle	R ↓	
3112 1132 353 3112 1129 245	BM 05.85	Stahl-Querlenker Vorderachse Steel-Control arm front axle	L ↑	
3112 1132 354 3112 1129 246	BM 05.86	Stahl-Querlenker Vorderachse Steel-Control arm front axle	R ↑	
3135 1134 582 3135 1134 050	BM 05.41	Pendelstütze Vorderachse Self-alignment link front axle	L+R ↖↗ 	
3332 1126 476	BM 05.43	Lenkhebel Hinterachse Steering arm rear axle	L+R ↙↘ 	
3355 1126 932 3355 1124 375	BM 03.40	Pendelstütze Hinterachse Self-alignment link rear axle	L+R ↙↘ 	

BMW 6 (E63) (E64)

COUPE (E63)
630i/645Ci/650i/M6/635d
CABRIOLET (E64)
630i/645Ci/650i/M6/635d

Ltr 3,0/4,5/5,0/M6/ 3,0d
3,0/4,5/5,0/ 3,0d

Baujahr
Year 01/2004 -
04/2004 -

VERGLEICHS-NR. CROSS-REF.-NO.	HEYD-NR.	BENENNUNG / ABMESSUNG DESCRIPTION / DIMENSION	EINBAU POSITION	BILD FIGURE
3221 6762 403	BM 06.54	Axialspurstange, verstellbar Axial tie rod, adjustable	L+R ↔⇒	
3221 6756 369	BM 06.76	Spurstangengel. Innengew. Tie rod end, internal thread M16x1,5 RH	L+R ↔⇒	
	BM 06.77	Axialgelenk Axial joint M16x1,5 RHT	L+R ⇒ ↔	
3112 6774 829 3112 6765 997	BM 06.79	Alu-Querlenker Vorderachse Alu-Control arm front axle	L ↑	
3112 6774 830 3112 6765 998	BM 06.78	Alu-Querlenker Vorderachse Alu-Control arm front axle	R ↑	
3112 6777 939 3112 6755 835	BM 22.97	Alu-Querlenker Vorderachse Alu-Control arm front axle	L ↓	
3112 6777 940 3112 6755 836	BM 22.98	Alu-Querlenker Vorderachse Alu-Control arm front axle	R ↓	
3135 6769 663 3135 6762 511	BM 06.39	Pendelstütze Vorderachse Self-alignment link front axl	L ↗ 	
3135 6769 664 3135 6762 512	BM 06.38	Pendelstütze Vorderachse Self-alignment link front axl	R ↘ 	
3355 6761 000 3350 6781 540	BM 06.47	Pendelstütze Hinterachse Self-alignment link rearachs	L+R ↗ ↘ 	
3350 6768 493 3355 6761 492	BM 06.40	Pendelstütze Hinterachse Self-alignment link rearachs <i>für aktiver Stabilisatorregelung for Dynamic drive models</i>	L+R ↗ ↘ 	

FORTSETZUNG / CONTINUATION

BMW 6 (E63) (E64)

COUPE (E63)

630i/645Ci/650i/M6/635d

CABRIOLET (E64)

630i/645Ci/650i/M6/635d

Ltr 3,0/4,5/5,0/M6/ 3,0d

Baujahr
Year 01/2004 -

3,0/4,5/5,0/ 3,0d

04/2004 -

VERGLEICHS-NR. CROSS-REF.-NO.	HEYD-NR.	BENENNUNG / ABMESSUNG DESCRIPTION / DIMENSION	EINBAU POSITION	BILD FIGURE
3332 6772 241 3332 6770 775 3332 6767 967	BM 06.61	Alu- Querlenker Hinterachse mit Gummilager Alu-Control arm rear axle with bushing	L ↗ 	
3332 6772 242 3332 6770 776 3332 6767 968	BM 06.62	Alu-Querlenker Hinterachse mit Gummilager Alu-Control arm rear axle with bushing	R ↘ / 	
3332 6777 424 3332 6768 268 3332 1096 797	BM 06.63	Alu-Querlenker Hinterachse mit Gummilager Alu-Control arm rear axle with bushing	L+R ↗ ↘ 	
3332 6774 795 3332 6750 831	BM 21.49	Alu-Querlenker Hinterachse Alu-Control arm rear axle <i>FÜR/ONLY 645CI</i>	L+R ↗ ↘ 	
3332 6770 749 3332 1091 620 3332 1090 030	BM 06.64	Lenker Hinterachse Control arm rear axle	L+R ↗ ↘ 	
3332 6767 748 3332 1095 631 3332 1090 504	BM 21.42	Kugelgelenk Hinterachse Ball joint rear axle	L+R ↗ ↘ 	

BMW 7 (E32)

730i/730iLV8/735i/735iL/740i/740iV8/750i/750iLV12

Ltr 3,0/3,5/4,0/5,0

Baujahr
Year 09/1986 - 09/1994

VERGLEICHS-NR. CROSS-REF.-NO.	HEYD-NR.	BENENNUNG / ABMESSUNG DESCRIPTION / DIMENSION	EINBAU POSITION	BILD FIGURE
3221 1138 850	BM 21.56	Spurstange, fest Tie rod, fixed K14	C ↔	
3221 1135 666	BM 05.52	Spurstange, verstellbar Tie rod, adjustable K14	L+R ↔	
3221 1135 819	BM 05.74	Spurstangengelenk Tie rod end M14x1,5 LH, K14	L+R ↔	
3221 1135 820	BM 05.73	Spurstangengelenk Tie rod end M14x1,5 RH, K14	L+R ↔	

FORTSETZUNG / CONTINUATION

BMW 7 (E32)

730i/730iLV8/735i/735iL/740i/740iLV8/750i/750iLV12 Ltr 3,0/3,5/4,0/5,0 Baujahr 09/1986 - 09/1994
Year

VERGLEICH-NR. CROSS-REF.-NO.	HEYD-NR.	BENENNUNG / ABMESSUNG DESCRIPTION / DIMENSION	EINBAU POSITION	BILD FIGURE
3112 1139 987 3112 1133 237	BM 05.93	Alu-Querlenker, mit Gummilager Alu- control arm, with bushing	L ↓	
3112 1139 988 3112 1133 238	BM 05.94	Alu-Querlenker, mit Gummilager Alu- control arm, with bushing	R ↓	
3112 1139 999 3112 1130 597	BM 21.87	Stahl-Querlenker Vorderachse Steel-Control arm front axle	L ↑	
3112 1140 000 3112 1130 598	BM 21.88	Stahl-Querlenker Vorderachse Steel-Control arm front axle	R ↑	
3135 1134 582 3135 1128 050 3135 1130 075	BM 05.41	Pendelstütze Vorderachse Self-alignment link front axle	L+R	
3332 1126 476 3332 1123 463	BM 05.43	Lenkhebel Hinterachse Steering arm rear axle	L+R	
3355 1135 307	BM 05.45	Stabilisator Hinterachse Stabilizer rear axle	L+R	

BMW 7 (E38)

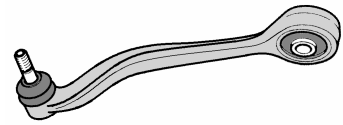
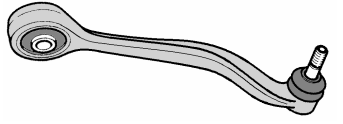
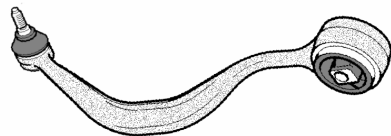
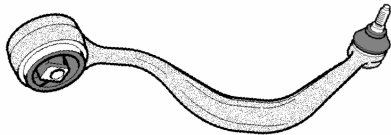


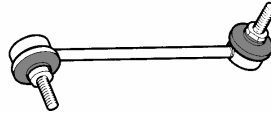


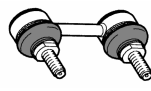


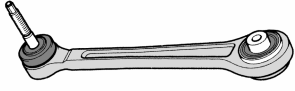

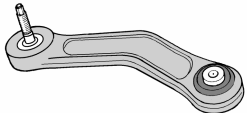

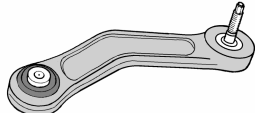


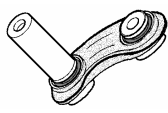



728i iL/730i iL/735i iL/740i iL/750i iL Ltr 2,8/3,0/3,5/4,4/5,4 Baujahr 10/1994 - 11/2001
725tds/730d/740d 2,5d/3,0d/4,0 Year 04/1996 - 11/2001

VERGLEICH-NR. CROSS-REF.-NO.	HEYD-NR.	BENENNUNG / ABMESSUNG DESCRIPTION / DIMENSION	EINBAU POSITION	BILD FIGURE
3221 1096 057 3221 1093 433	BM 21.58	Spurstange, fest Tie rod, fixed	C ↔	
3221 1141 345	BM 21.74	Spurstg.-Gelenk Innengew. Tie rod end, internal thread M16x1.5 RH	R →	
3221 1141 346	BM 21.75	Spurstg.-Gelenk Innengew. Tie rod end, internal thread M16x1.5 RH	L ←	

728i iL/730i iL/735i iL/740i iL/750i iL
725tds/730d/740d

Ltr 2,8/3,0/3,5/4,4/5,4
2,5d/3,0d/4,0d

Baujahr 10/1994 - 11/2001
Year 04/1996 - 11/2001

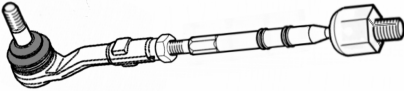

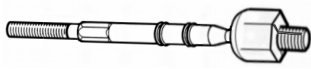
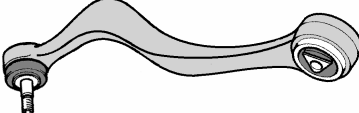
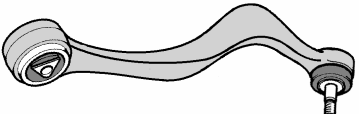
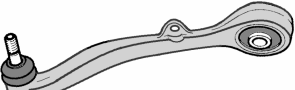
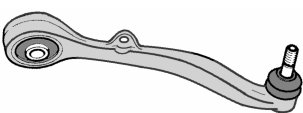



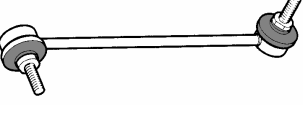




VERGLEICHS-NR. CROSS-REF.-NO.	HEYD-NR.	BENENNUNG / ABMESSUNG DESCRIPTION / DIMENSION	EINBAU POSITION	BILD FIGURE
3112 1142 087	BM 21.95	Alu-Querlenker Vorderachse Alu-Control arm front axle	L ↓	
3112 1142 088	BM 21.96	Alu-Querlenker Vorderachse Alu-Control arm front axle	R ↓	
3112 1141 723 3112 1141 721	BM 21.97	Querlenker mit Gummilager. Control arm with bushing	L ↓	
3112 1141 724 3112 1141 722	BM 21.98	Querlenker mit Gummilager. Control arm with bushing	R ↓	
3135 1095 695 3135 1091 496	BM 21.41	Pendelstütze Vorderachse Self-alignment link front axle	L+R  	
3355 1095 696 3355 1091 497	BM 21.45	Pendelstütze, Hinterachse Self-alignment link, rear axle	L+R  	
3332 6768 791 3332 1097 264 3332 1090 745	BM 06.65	Führungslenker Hinterachse control rod rear axle	L+R  	
3332 6770 059 3332 1090 905	BM 21.47	Lenker Hinterachse Torque rod rear axle	L 	
3332 6770 060 3332 1090 906	BM 21.48	Lenker Hinterachse Torque rod rear axle	R 	
3332 6770 749 3332 1091 620 3332 1090 030	BM 06.64	Lenker Hinterachse Control arm rear axle	L+R  	
3332 6767 748 3332 1095 631 3332 1090 504	BM 21.42	Kugelgelenk Hinterachse Ball joint rear axle	L+R  	

BMW 7 (E65) / (E66)

730i Li / 735i Li / 740i Li / 745i Li / 750i Li / 760i Li
730d/730Ld/740d/745d

Ltr 3,0/3,5/4,0/4,5/5,0/6,0
3,0d/4,0d/4,5d

Baujahr 11/2001 -
Year 10/2002 -

VERGLEICHS-NR. CROSS-REF.-NO.	HEYD-NR.	BENENNUNG / ABMESSUNG DESCRIPTION / DIMENSION	EINBAU POSITION	BILD FIGURE
3221 6756 368	BM 22.50	Axialspurstange, verstellbar Axial tie rod, adjustable	L+R ↔	
3221 6756 369	BM 06.76	Spurstangengel. Innengew. Tie rod end, internal thread M16x1,5 RH	L+R ↔	
	BM 22.53	Axialgelenk Axial joint M16x1,5 RHT	L+R ⇔ ↔	
3112 6774 831 3112 6765 993	BM 22.91	Alu-Querlenker Vorderachse mit Gummlager Alu-Control arm front axle with bushing	L ↑	
3112 6774 832 3112 6765 994	BM 22.92	Alu-Querlenker Vorderachse mit Gummlager Alu-Control arm front axle with bushing	R ↑	
3112 6777 939 3112 6755 835	BM 22.97	Alu-Querlenker Vorderachse mit Gummlager Alu-Control arm front axle with bushing	L ↓	
3112 6777 940 3112 6755 836	BM 22.98	Alu-Querlenker Vorderachse mit Gummlager Alu-Control arm front axle with bushing	R ↓	
3135 6781 545 3135 6753 767	BM 22.41	Pendelstütze Vorderachse Self-alignment link front axl	L ↗ 	
3135 6781 546 3135 6753 768	BM 22.42	Pendelstütze Vorderachse Self-alignment link front axl	R ↘ 	
3355 6757 460	BM 22.43	Pendelstütze Hinterachse Self-alignment link rearachs	L+R ↘↗ 	
3350 6781 539 3355 6753 770	BM 22.44	Pendelstütze Hinterachse Self-alignment link rearachs <i>für aktiver Stabilisatorregelung for Dynamic drive models</i>	L+R ↘↗ 	


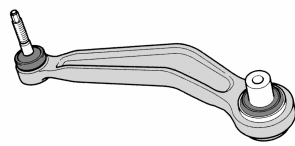

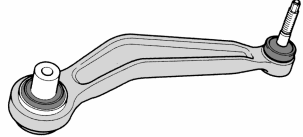

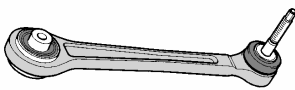

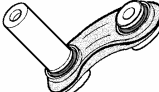


FORTSETZUNG / CONTINUATION

BMW 7 (E65) / (E66)

730i Li /735i Li /740i Li /745i Li/ 750i Li/ 760i Li
730d/730Ld/740d/745d

Ltr 3,0/3,5/4,0/4,5/5,0/6,0
3,0d/4,0d/4,5d

Baujahr 11/2001 -
Year 10/2002 -



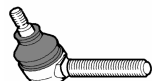
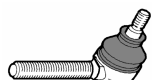
VERGLEICHS-NR. CROSS-REF.-NO.	HEYD-NR.	BENENNUNG / ABMESSUNG DESCRIPTION / DIMENSION	EINBAU POSITION	BILD FIGURE
3332 6772 242 3332 6767 759 3332 6758 141	BM 22.81	Alu- Querlenker Hinterachse mit Gummilager Alu-Control arm rear axle with bushing	L ↗ 	
3332 6772 241 3332 6767 760 3332 6758 142	BM 22.80	Alu-Querlenker Hinterachse mit Gummilager Alu-Control arm rear axle with bushing	R ↘ 	
3332 6777 424 3332 6768 268 3332 1096 797	BM 06.63	Alu-Querlenker Hinterachse mit Gummilager Alu-Control arm rear axle with bushing	L+R ↗ ↘ 	
3332 6770 749 3332 1091 620 3332 1090 030	BM 06.64	Lenker Hinterachse Control arm rear axle	L+R ↗ ↘ 	
3332 6767 748 3332 1095 631 3332 1090 504	BM 21.42	Kugelgelenk Hinterachse Ball joint rear axle	L+R ↗ ↘ 	

BMW 8 (E31)

COUPE (E31)
840i/ 840Ci/850i/850Ci/850CSi

Ltr 4,0/4,5/5,0/5,5

Baujahr 02/1093 - 12/1999
Year

VERGLEICHS-NR. CROSS-REF.-NO.	HEYD-NR.	BENENNUNG / ABMESSUNG DESCRIPTION / DIMENSION	EINBAU POSITION	BILD FIGURE
3221 1138 856		Spurstange, fest Tie rod, fixed	C ⇔ ⇔	
3221 1135 666	BM 05.52	Spurstange, verstellbar Tie rod, adjustable K14	L+R ⇔ ⇔	
3221 1135 819	BM 05.74	Spurstangengelenk Tie rod end M14x1,5 LH, K14	L+R ⇔ ⇔	
3221 1135 820	BM 05.73	Spurstangengelenk Tie rod end M14x1,5 RH, K14	L+R ⇔ ⇔	



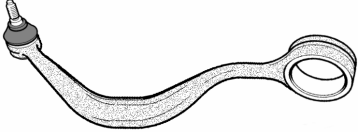
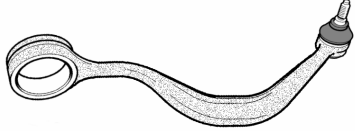

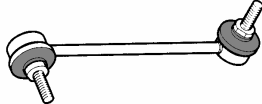




FORTSETZUNG / CONTINUATION

BMW 8 (E31)

COUPE (E31)
840i/ 840Ci/850i/850Ci/850CSi

Ltr 4,0/4,5/5,0/5,5

Baujahr
Year 02/1093 - 12/1999




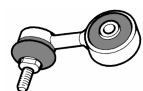




VERGLEICHS-NR. CROSS-REF.-NO.	HEYD-NR.	BENENNUNG / ABMESSUNG DESCRIPTION / DIMENSION	EINBAU POSITION	BILD FIGURE
3112 1138 477	BM 22.95	Alu-Querlenker Vorderachse Alu-Control arm front axle	L ↓	
3112 1138 478	BM 22.96	Alu-Querlenker Vorderachse Alu-Control arm front axle	R ↓	
3112 1139 999 3112 1130 597	BM 21.87	Stahl-Querlenker Vorderachse Steel-Control arm front axle	L ↑	
3112 1140 000 3112 1130 598	BM 21.88	Stahl-Querlenker Vorderachse Steel-Control arm front axle	R ↑	
3135 1134 582 3135 1128 050	BM 05.41	Pendelstütze Vorderachse Self-alignment link front axle	L+R 	
3332 1135 131	BM 21.79	Kugelgelenk, Hinterachse Ball joint, rear axle	L+R ↓ 	
3332 1137 819	BM 21.44	Kugelgelenk, Hinterachse Ball joint, rear axle	L+R ↑ 	

BMW Z1

CABRIOLET Z1 2,5

Ltr 2,5

Baujahr
Year 06/1988 - 06/1991

VERGLEICHS-NR. CROSS-REF.-NO.	HEYD-NR.	BENENNUNG / ABMESSUNG DESCRIPTION / DIMENSION	EINBAU POSITION	BILD FIGURE
3211 1126 757	BM 03.74	Spurstangengelenk Tie rod end M14x1,5 RH	L+R ↔	
3112 1130 823	BM 03.87	Alu-Querlenker Vorderachse Alu-Control arm front axle	L ↓	
3112 1130 824	BM 03.88	Alu-Querlenker Vorderachse Alu-Control arm front axle	R ↓	
3135 1128 737 3135 1091 764	BM 03.41	Pendelstütze Vorderachse Self-alignment link front axle	L+R ↔↗ 	
3355 1126 932 3355 1124 375	BM 03.40	Pendelstütze Hinterachse Self-alignment link rear axle	L+R ↔↘ 	
3332 6775 551 3332 1140 345 3332 1138 722	BM 03.79	Kugelgelenk Hinterachse Ball joint rear axle	L+R ↔↘ 	

BMW Z3

CABRIOLET

1,8/1,9/2,0/2,2/2,8/3,0/M3,2

Ltr 1,8/1,9/2,0/2,2,8/3,0/M3,2

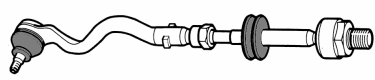

Baujahr
Year 10/1995 - 01/2003

COUPE

2,8/3,0/M3,2

2,8/3,0/M3,2

07/1997 - 06/2003

VERGLEICHS-NR. CROSS-REF.-NO.	HEYD-NR.	BENENNUNG / ABMESSUNG DESCRIPTION / DIMENSION	EINBAU POSITION	BILD FIGURE
3211 1139 317 3211 1139 315	BM 03.56	Axialspurstange, verstellbar Axial tie rod, adjustable	L ↔	
3211 1140 489 3211 1139 313	BM 03.75	Spurstangengel. Innengew. Tie rod end, internal thread M14x1,5 RH, K14	L ↔	

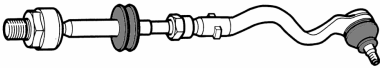


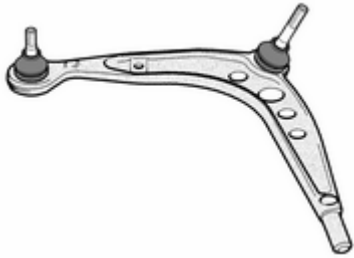
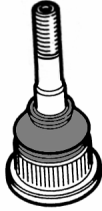


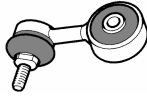


FORTSETZUNG / CONTINUATION

BMW Z3

CABRIOLET
1,8/1,9/2,0/2,2/2,8/3,0/M3,2
COUPE
2,8/3,0/M3,2

Ltr 1,8/1,9/2,0/2,2/2,8/3,0/M3,2 Baujahr 10/1995 - 01/2003
Year

2,8/3,0/M3,2 07/1997 - 06/2003

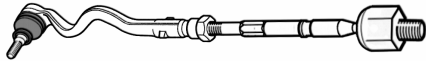

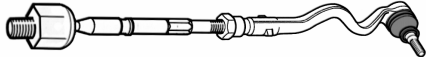

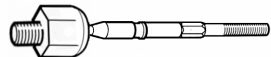
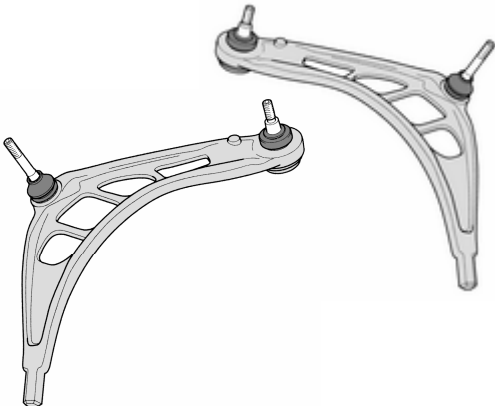


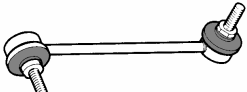




VERGLEICHS-NR. CROSS-REF.-NO.	HEYD-NR.	BENENNUNG / ABMESSUNG DESCRIPTION / DIMENSION	EINBAU POSITION	BILD FIGURE
3211 1139 316	BM 03.57	Axialspurstange, verstellbar Axial tie rod, adjustable	R ⇔	
3211 1140 490 3211 1139 314	BM 03.76	Spurstangengel. Innengew. Tie rod end, internal thread M14x1,5 RH, K14	R ⇔	
3112 6758 515 3112 1140 957	BM 03.81	Stahl-Querlenker Vorderachse Steel-Control arm front axle	L ↓	
3112 6758 516 3112 1140 958	BM 03.82	Stahl-Querlenker Vorderachse Steel-Control arm front axle	R ↓	
3112 1139 131	BM 03.85	Traggelenk, für Querlenker Suspension joint, control arm VA L= 135 mm	L+R ⇔ ⇐	
3112 6758 510 3112 1140 398 3112 1096 685	BM 03.86	Traggelenk, für Querlenker Suspension joint, control arm VA L= 89 mm	L+R ⇐⇔	
3135 1128 737 3135 1091 764	BM 03.41	Pendelstütze Vorderachse Self-alignment link front axle	L+R ↖↗ 	
3355 1135 307	BM 05.45	Stabilisator Hinterachse Stabilizer rear axle	L+R ↙↘ 	

BMW Z4

CABRIOLET (E85)
2,0i/2,2i/2,5i/3,0i/3,0Si/3,2M
Z4 COUPE
3,0/3,2M

Ltr 2,0/2,2/2,5/3,0/3,2
3,0/3,2M

Baujahr
Year 02/2003 -
03/2006 -

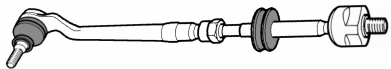

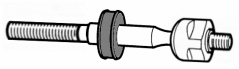


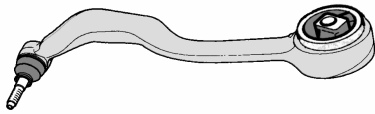
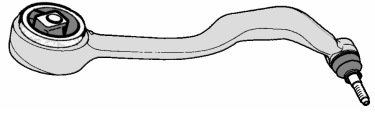

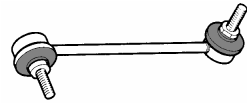

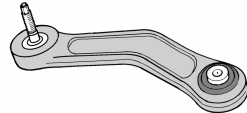

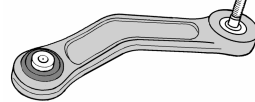

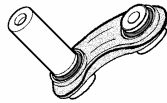

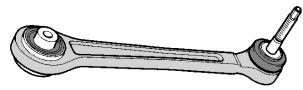
VERGLEICHS-NR. CROSS-REF.-NO.	HEYD-NR.	BENENNUNG / ABMESSUNG DESCRIPTION / DIMENSION	EINBAU POSITION	BILD FIGURE
3210 6777 503 3221 1096 897	BM 04.06	Axialspurstange, verstellbar Axial tie rod, adjustable	L ⇐	
3210 6774 220 3221 1095 957	BM 04.04	Spurstangengel. Innengew. Tie rod end, internal thread M14x1,5 RH, K16	L ⇐	
3210 6777 504 3221 1096 898	BM 04.07	Axialspurstange, verstellbar Axial tie rod, adjustable	R ⇒	
3210 6774 221 3221 1095 958	BM 04.05	Spurstangengel. Innengew. Tie rod end, internal thread M14x1,5 RH, K16	R ⇒	
	BM 04.08	Axialgelenk Axial joint	L+R ⇒ ⇐	
3112 6777 851 3112 6774 819 3112 6758 519 3112 6752 717	BM 04.80	Alu-Querlenker Vorderachse Alu-Control arm front axle	L ↓	
3112 6777 852 3112 6774 820 3112 6758 520 3112 6752 718	BM 04.81	AB/FROM.03/2001 3112 2282 121 Alu-Querlenker Vorderachse Alu-Control arm front axle	R ↓	
3112 6783 376 3112 6757 623	BM 04.83	Halter mit Gummilager Bracket with bushing Alu	L+R ↓	
3135 6780 847 3135 1095 694	BM 04.40	Pendelstütze Vorderachse Self-alignment link front axle	L+R ↗↘ 	
3355 2282 182	BM 04.42	Stabilisator Hinterachse Stabilizer rear axle	L+R ↗↘ 	
3332 6775 551 3332 1140 345 3332 1138 722	BM 03.79	Kugelgelenk Hinterachse Ball joint rear axle	L+R ↗↘ 	

BMW Z8 CABRIOLET

4,9

Ltr 4,9

Baujahr 06/2000 - 06/2003
Year

VERGLEICHS-NR. CROSS-REF.-NO.	HEYD-NR.	BENENNUNG / ABMESSUNG DESCRIPTION / DIMENSION	EINBAU POSITION	BILD FIGURE
3221 1096 988	BM 07.51	Spurstange, verstellbar Tie rod, adjustable K16	L+R ⇔	
	BM 07.72	Spurstangengel. Innengew. Tie rod end, internal thread M18x1,0 RH, K16	L+R ⇔ ⇔	
3221 1094 673* 3211 1094 674*	BM 06.73	Axialgelenk Axial joint M18x1,5 RH	L+R ⇔ ⇔	
3110 6750 561	BM 07.90	Alu-Querlenker Vorderachse Alu-Control arm front axle	L ↓	
3110 6750 562	BM 07.91	Alu Querlenker Vorderachse Alu-Control arm front axle	R ↓	
3112 1141 717 3112 1092 023	BM 06.91	Alu-Querlenker Vorderachse Alu-Control arm front axle	L ↓	
3112 1141 718 3112 1092 024	BM 06.92	Alu-Querlenker Vorderachse Alu-Control arm front axle	R ↓	
3135 1095 695 3135 1091 496	BM 21.41	Pendelstütze Vorderachse Self-alignment link front axle	L+R ↗↘ 	
3332 6770 059 3332 1090 905	BM 21.47	Lenker Hinterachse Torque rod rear axle	L ↗ 	
3332 6770 060 3332 1090 906	BM 21.48	Lenker Hinterachse Torque rod rear axle	R ↘ 	
3332 6770 749 3332 1091 620 3332 1090 030	BM 06.64	Lenker Hinterachse Control arm rear axle	L+R ↗↘ 	
3332 6774 795 3332 6750 831	BM 21.49	Alu-Querlenker Hinterachse mit Gummilager Alu-Control arm rear axle with bushing	L+R ↗↘ 	




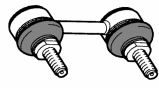
FORTSETZUNG / CONTINUATION

BMW Z8 CABRIOLET

4,9

Ltr 4,9

Baujahr 06/2000 - 06/2003
Year

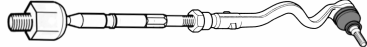

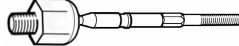
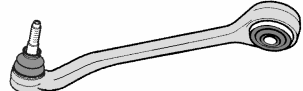



VERGLEICHS-NR. CROSS-REF.-NO.	HEYD-NR.	BENENNUNG / ABMESSUNG DESCRIPTION / DIMENSION	EINBAU POSITION	BILD FIGURE
3332 6767 748 3332 1095 631 3332 1090 504	BM 21.42	Kugelgelenk Hinterachse Ball joint rear axle	L+R ↗↘ 	
3355 1095 696 3355 1091 497	BM 21.45	Pendelstütze, Hinterachse Self-alignment link, rear axle L= 75 mm	L+R ↗↘ 	

BMW X3 (E83)

GELÄNDEWAGEN (E83)
2,0i/2,5i/2,5si/3,0i/3,0si
2,0d/3,0d

Ltr 2,0/2,5/3,0i
2,0d/3,0d

Baujahr 01/2004 -
Year



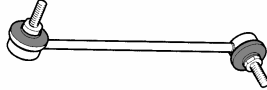

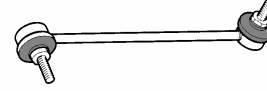


VERGLEICHS-NR. CROSS-REF.-NO.	HEYD-NR.	BENENNUNG / ABMESSUNG DESCRIPTION / DIMENSION	EINBAU POSITION	BILD FIGURE
3210 3418 204 3210 3412 798	BM 08.05	Spurstange, verstellbar Tie rod, adjustable M14x1,5 RH	L+R ↔↔	
3241 3418 202 3241 3413 476	BM 08.06	Spurstangengel. Innengew. Tie rod end, internal thread M14x1,5 RH	L+R ↔↔	
	BM 08.07	Axialgelenk Axial joint M14x1,5 RH	L+R ↔ ↔	
3110 3451 881 3110 3415 027 3110 3418 337	BM 08.85	Alu-Querlenker Vorderachse Alu-Control arm front axle	L ↓	
3110 3451 882 3110 3415 028 3110 3418 338	BM 08.86	Alu Querlenker Vorderachse Alu-Control arm front axle	R ↓	
3110 3412 137	BM 08.87	Stahl-Querlenker Vorderachse Steel-Control arm front axle	L ↓	
3110 3412 138	BM 08.88	Stahl-Querlenker Vorderachse Steel-Control arm front axle	R ↓	

BMW X3 (E83)

GELÄNDEWAGEN (E83)
2,0i/2,5i/2,5si/3,0i/3,0si
2,0d/3,0d

Ltr 2,0/2,5/3,0i
2,0d/3,0d

Baujahr 01/2004 -
Year

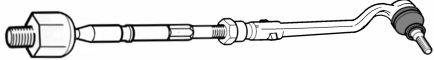

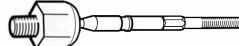
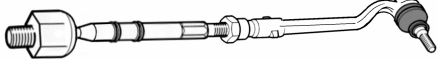


VERGLEICHS-NR. CROSS-REF.-NO.	HEYD-NR.	BENENNUNG / ABMESSUNG DESCRIPTION / DIMENSION	EINBAU POSITION	BILD FIGURE
3110 3418 341 3110 3412 726	BM 08.96	Traggelenk, für Querlenker Suspension joint, control arm	L+R ↔	
3130 3414 299	BM 08.45	Pendelstütze Vorderachse Self-alignment link front axle	L ↗ 	
3130 3414 300	BM 08.46	Pendelstütze Vorderachse Self-alignment link front axle	R ↘ 	
3350 3414 297 3350 3413 197	BM 08.47	Pendelstütze Hinterachse Self-alignment link rear axle	L+R ↗↘ 	

BMW X5 (E53)

GELÄNDEWAGEN (E53)
3,0i/4,4i/4,6is/4,8is
3,0d

Ltr 3,0/4,4/4,6/4,8
3,0d

Baujahr 05/2000 -
Year

VERGLEICHS-NR. CROSS-REF.-NO.	HEYD-NR.	BENENNUNG / ABMESSUNG DESCRIPTION / DIMENSION	EINBAU POSITION	BILD FIGURE
3221 6751 277	BM 08.01	Spurstange, verstellbar Tie rod, adjustable M14x1,5 RH	L+R ↔	
3221 1096 327	BM 08.02	Spurstangengel. Innengew. Tie rod end, internal thread M14x1,5 RH	L+R ↔	
	BM 08.03	Axialgelenk Axial joint M14x1,5 RH	L+R ↔ ↔	
<i>AB/FROM 10/2003</i>				
3221 6760 470	BM 08.10	Spurstange, verstellbar Tie rod, adjustable M14x1,5 RH	L+R ↔	
3221 6760 354	BM 08.12	Spurstangengel. Innengew. Tie rod end, internal thread M14x1,5 RH	L+R ↔	
	BM 08.13	Axialgelenk Axial joint M14x1,5 RH	L+R ↔ ↔	

FORTSETZUNG / CONTINUATION

BMW X5 (E53)

GELÄNDEWAGEN (E53)
3,0i/4,4i/4,6is/4,8is
3,0d

Ltr 3,0/4,4/4,6/4,8
3,0d

Baujahr 05/2000 -
Year

VERGLEICHS-NR. CROSS-REF.-NO.	HEYD-NR.	BENENNUNG / ABMESSUNG DESCRIPTION / DIMENSION	EINBAU POSITION	BILD FIGURE
3112 6760 275 3112 1096 315	BM 08.81	Stahl-Querlenker Vorderachse Steel-Control arm front axle	L ↓	
3112 6760 276 3112 1096 316	BM 08.80	Stahl-Querlenker Vorderachse Steel-Control arm front axle	R ↓	
3112 6769 717 3112 1096 169	BM 08.83	Stahl-Querlenker Vorderachse Steel-Control arm front axle	L ↓	
3112 6769 718 3112 1096 170	BM 08.82	Stahl-Querlenker Vorderachse Steel-Control arm front axle	R ↓	
3112 6756 491 3112 1096 425	BM 08.95	Traggelenk, für Querlenker Suspension joint, control arm	L+R ↔	
3135 6750 703	BM 08.42	Pendelstütze Vorderachse Self-alignment link front axle	L ↗ 	
3135 6750 704	BM 08.43	Pendelstütze Vorderachse Self-alignment link front axle	R ↘ 	
3355 1096 735	BM 08.44	Pendelstütze Hinterachse Self-alignment link rear axle	L+R ↗↘ 	
3332 1095 411	BM 08.91	Alu- Querlenker Hinterachse Alu-Control arm rear axle	L ↗ 	
3332 1095 412	BM 08.90	Alu-Querlenker Hinterachse Alu-Control arm rear axle	R ↘ 	

FORTSETZUNG / CONTINUATION

BMW X5 (E53)

GELÄNDEWAGEN (E53)
3,0i/4,4i/4,6is/4,8is
3,0d

Ltr 3,0/4,4/4,6/4,8
3,0d

Baujahr 05/2000 -
Year

VERGLEICHS-NR. CROSS-REF.-NO.	HEYD-NR.	BENENNUNG / ABMESSUNG DESCRIPTION / DIMENSION	EINBAU POSITION	BILD FIGURE
3332 6774 796 3332 1095 414	BM 08.92	Alu-Querlenker Hinterachse mit Gummilager Alu-Control arm rear axle with bushing	L+R ↑	
3332 6770 749 3332 1091 620 3332 1090 030	BM 06.64	Lenker Hinterachse Control arm rear axle	L+R ↓	
3332 6767 748 3332 1095 631 3332 1090 504	BM 21.42	Kugelgelenk Hinterachse Ball joint rear axle	L+R	

BMW X5 (E70)

GELÄNDEWAGEN (E53)
3,0si/4,8i
3,0d/3,0sd

Ltr 3,0/4,8
3,0d/3,0sd

Baujahr 02/2007 -
Year

VERGLEICHS-NR. CROSS-REF.-NO.	HEYD-NR.	BENENNUNG / ABMESSUNG DESCRIPTION / DIMENSION	EINBAU POSITION	BILD FIGURE
3221 6773 741	BM 09.01	Spurstange, verstellbar Tie rod, adjustable M14x1,5 RH	L+R	
3221 6773 739	BM 09.02	Spurstangengel. Innengew. Tie rod end, internal thread M14x1,5 RH	L+R	
	BM 09.03	Axialgelenk Axial joint M14x1,5 RH	L+R	
3112 6776 417	BM 09.91	Alu-Querlenker Vorderachse Alu-Control arm front axle	L ↓	
3112 6776 418	BM 09.90	Alu-Querlenker Vorderachse Alu-Control arm front axle	R ↓	

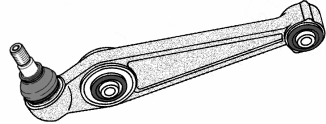
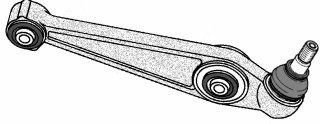
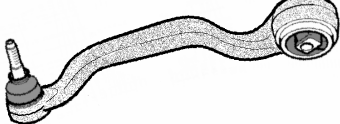
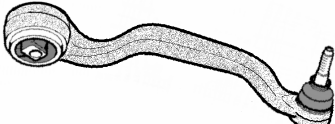

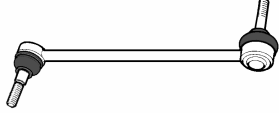

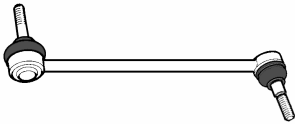

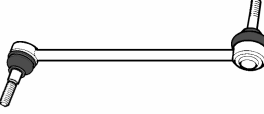

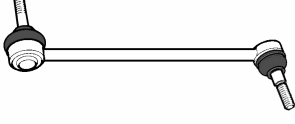

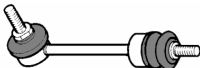
FORTSETZUNG / CONTINUATION

BMW X5 (E70)

GELÄNDEWAGEN (E53)
3,0si/4,8i
3,0d/3,0sd

Ltr 3,0/4,8
3,0d/3,0sd

Baujahr 02/2007 -
Year

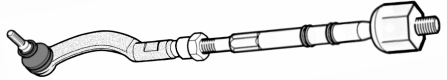

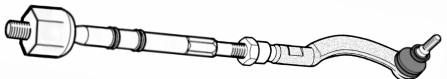

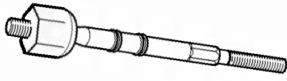
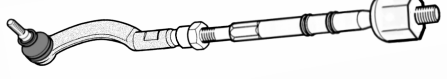

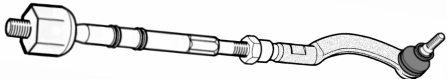

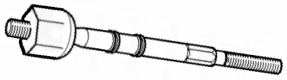
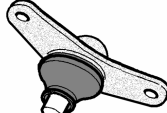
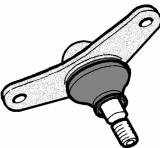
VERGLEICHS-NR. CROSS-REF.-NO.	HEYD-NR.	BENENNUNG / ABMESSUNG DESCRIPTION / DIMENSION	EINBAU POSITION	BILD FIGURE
3112 6771 893	BM 09.93	Stahl-Querlenker Vorderachse Steel-Control arm front axle	L ↓	
3112 6771 894	BM 09.92	Stahl-Querlenker Vorderachse Steel-Control arm front axle	R ↓	
3112 6773 949	BM 09.95	Stahl-Querlenker Vorderachse Steel-Control arm front axle	L ↓	
3112 6773 950	BM 09.94	Stahl-Querlenker Vorderachse Steel-Control arm front axle	R ↓	
3135 6773 023	BM 09.41	Pendelstütze Vorderachse Self-alignment link front axle	L ↗ 	
3135 6773 024	BM 09.40	Pendelstütze Vorderachse Self-alignment link front axle	R ↖ 	
3135 6773 929	BM 09.43	Pendelstütze Vorderachse Self-alignment link front axle <i>für aktiver Stabilisatorregelung for Dynamic drive models</i>	L ↗ 	
3135 6773 930	BM 09.42	Pendelstütze Vorderachse Self-alignment link front axle <i>für aktiver Stabilisatorregelung for Dynamic drive models</i>	R ↖ 	
3355 6771 937	BM 09.44	Pendelstütze Hinterachse Self-alignment link rear axle	L+R ↗ ↖ 	

BMW MINI (R50) (R52) (R53)

COUPE (R50, R53)
 ONE/ COOPER/ COOPER S/ WORKS
 ONE D/ COOPER D
 CABRIOLET (R52)
 ONE/ COOPER/ COOPER S/ WORKS

Ltr 1,4/1,6
 1,4d/1,6d
 1,6

Baujahr 06/2001 -
 Year
 07/2004 -

VERGLEICHS-NR. CROSS-REF.-NO.	HEYD-NR.	BENENNUNG / ABMESSUNG DESCRIPTION / DIMENSION	EINBAU POSITION	BILD FIGURE
3211 6780 785 3211 6754 563	BM 15.01	Axialspurstange, verstellbar Axial tie rod, adjustable	L ⇐	
3221 6754 565	BM 15.02	Spurstangengel. Innengew. Tie rod end, internal thread M14x1,5 RH	L ⇐	
3211 6780 786 3211 6754 564	BM 15.03	Axialspurstange, verstellbar Axial tie rod, adjustable	R ⇨	
3221 6754 566	BM 15.04	Spurstangengel. Innengew. Tie rod end, internal thread M14x1,5 RH	R ⇨	
	BM 15.05	Axialgelenk Axial joint M14x1,5 RH	L+R ⇨ ⇐	
<i>AB / FROM 05/2003</i> 3211 6777 521 3211 6761 557	BM 15.07	Axialspurstange, verstellbar Axial tie rod, adjustable	L ⇐	
3213 6761 559	BM 15.08	Spurstangengel. Innengew. Tie rod end, internal thread M14x1,5 RH	L ⇐	
3210 6777 522 3211 6761 558	BM 15.09	Axialspurstange, verstellbar Axial tie rod, adjustable	R ⇨	
3211 6761 560	BM 15.10	Spurstangengel. Innengew. Tie rod end, internal thread M14x1,5 RH	R ⇨	
	BM 15.11	Axialgelenk Axial joint M14x1,5 RH	L+R ⇨ ⇐	
3112 6753 991	BM 15.96	Traggelenk, für Querlenker Suspension joint, control arm	L ↓	
3112 6753 992	BM 15.95	Traggelenk, für Querlenker Suspension joint, control arm	R ↓	



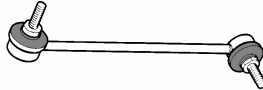

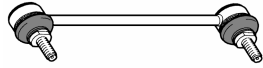

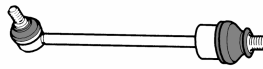
FORTSETZUNG / CONTINUATION

BMW MINI (R50) (R52) (R53)

COUPE (R50, R53)
ONE/ COOPER/ COOPER S/ WORKS
ONE D/ COOPER D
CABRIOLET (R52)
ONE/ COOPER/ COOPER S/ WORKS

Ltr 1,4/1,6
1,4d/1,6d
1,6

Baujahr
Year 06/2001 -
07/2004 -

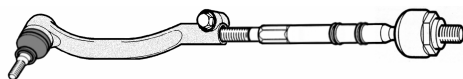

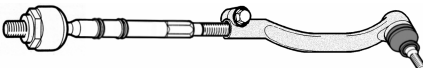


VERGLEICHS-NR. CROSS-REF.-NO.	HEYD-NR.	BENENNUNG / ABMESSUNG DESCRIPTION / DIMENSION	EINBAU POSITION	BILD FIGURE
3112 6756 309	BM 15.97	Traggelenk Suspension joint	L+R ↓	
3135 6778 831 3135 6759 537	BM 15.42	Pendelstütze Vorderachse Self-alignment link front axle	L+R ↗ ↘ 	
3355 1507 999	BM 15.43	Pendelstütze Vorderachse Self-alignment link front axle	L+R ↗ ↘ 	
<i>R50/R53 ONE/COOPER/COOPER S</i>				
3135 1507 989	BM 15.41	Pendelstütze Vorderachse Self-alignment link front axle	L+R ↗ ↘ 	

BMW MINI (R55) (R56)

COUPE (R56)
ONE/ COOPER/ COOPER S JCW
CLUBMAN (R55,R56) KOMBI
COOPER/COOPER S/ COOPER S JCW

Ltr 1,6
1,6/1,6d

Baujahr
Year 10/2007 -
10/2007 -

VERGLEICHS-NR. CROSS-REF.-NO.	HEYD-NR.	BENENNUNG / ABMESSUNG DESCRIPTION / DIMENSION	EINBAU POSITION	BILD FIGURE
3210 6778 547	BM 15.16	Axialspurstange, verstellbar Axial tie rod, adjustable	L ⇐	
3210 6778 437	BM 15.17	Spurstangengel. Innengew. Tie rod end, internal thread M14x1,5 RH	L ⇐	
3210 6778 548	BM 15.19	Axialspurstange, verstellbar Axial tie rod, adjustable	R ⇨	
3210 6778 438	BM 15.20	Spurstangengel. Innengew. Tie rod end, internal thread M14x1,5 RH	R ⇨	
	BM 15.21	Axialgelenk Axial joint M14x1,5 RH	L+R ⇨ ⇐	

BMW MINI (R55) (R56)

COUPE (R56)

ONE/ COOPER/ COOPER S JCW

Ltr 1,6

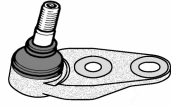


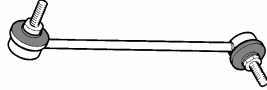
Baujahr
Year 10/2007 -

CLUBMAN (R55,R56) KOMBI

1,6/1,6d

10/2007 -

COOPER/COOPER S/ COOPER S JCW

VERGLEICHS-NR. CROSS-REF.-NO.	HEYD-NR.	BENENNUNG / ABMESSUNG DESCRIPTION / DIMENSION	EINBAU POSITION	BILD FIGURE
3112 4048 629	BM 15.91	Traggelenk, für Querlenker Suspension joint, control arm	L ↓	
3112 4048 630	BM 15.90	Traggelenk, für Querlenker Suspension joint, control arm	R ↓	
3135 6778 831 3135 6759 537	BM 15.42	Pendelstütze Vorderachse Self-alignment link front axle	L+R ↗↘ 	
3355 1507 999	BM 15.43	Pendelstütze Vorderachse Self-alignment link front axle	L+R ↗↘ 