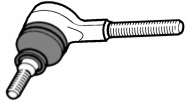
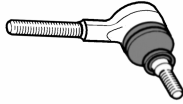
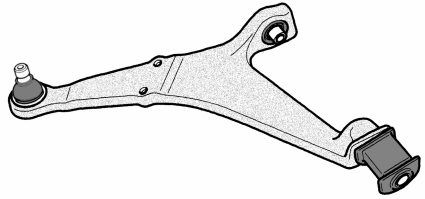
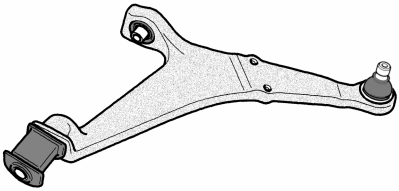


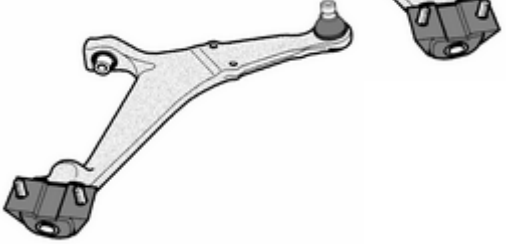



CITROEN

AX (ZA-)
10/10E/11Kat/114x4/1,3Sport/14/144x4/1,4 GTi
14D/15D

Ltr. 1,0/1,1/1,3/1,4/
1,4D/1,5D

Baujahr 07/1986 - 12/1998
Year

VERGLEICHS-NR. CROSS-REF.-NO.	HEYD-NR.	BENENNUNG / ABMESSUNG DESCRIPTION / DIMENSION	EINBAU POSITION	BILD FIGURE
3817 41 3817 30 94 71007 465	CT 01.01	Spurstangengelenk Tie rod end M14x1,5 RH	L ⇐	
3817 42 3817 31 94 71007 565	CT 01.02	Spurstangengelenk Tie rod end M14X1,5 RH	R ⇒	
96 133 608 95 614 999	CT 01.81	Querlenker Vorderachse Control arm front axle	L ↓	
96 133 609 95 615 000	CT 01.80	Querlenker Vorderachse Control arm front axle	R ↓	
95 603 309	CT 01.95	Traggelenk Suspension joint Ø14mm	L+R ↓	
<i>AB/FROM 04/1991</i> 95 658 978 3520 78	CT 01.83	Querlenker Vorderachse Control arm front axle	L ↓	
95 658 979 3520 79	CT 01.82	Querlenker Vorderachse Control arm front axle	R ↓	
96 093 233 3640 36	CT 01.96	Traggelenk Suspension joint Ø16mm	L+R ↓	

CITROEN

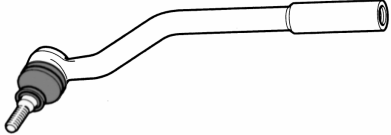
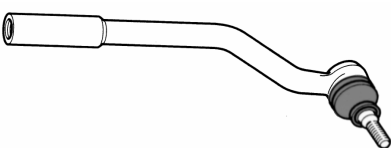




CITROEN

BX (XB-)
11/14/14E/15/16/16E/19/19E/194x4/
19GTi/19GTi 4x4/19Gti16V/ 1,8D/19D

Ltr. 1,1/1,4/1,5/1,6/1,9/E1,8D/1,9D Baujahr 10/1982 - 09/1993
Year 1,4/1,6/1,9/1,8D/1,9D

BX BREAK (XB_) KOMBI
1,4/14/15/19/19KAT/19 4x4/ 18D/19D1,9D

04/1983 - 12/1994


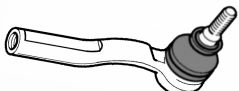
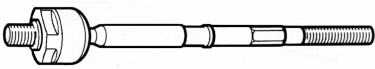



VERGLEICHS-NR. CROSS-REF.-NO.	HEYD-NR.	BENENNUNG / ABMESSUNG DESCRIPTION / DIMENSION	EINBAU POSITION	BILD FIGURE
95 496 044	CT 01.11	Spurstangengel. Innengew. Tie rod end, internal thread M14x1,5 RH	L ⇐	
95 496 045	CT 01.10	Spurstangengel. Innengew. Tie rod end, internal thread M14x1,5 RH	R ⇒	
95 495 440 95 495 439	CT 01.13	Axialgelenk Axial joint M14X1,5 RH	L+R ⇒ ⇐	
96 070 144	CT 01.85	Querlenker Vorderachse Control arm front axle	L ↓	
96 070 145	CT 01.84	Querlenker Vorderachse Control arm front axle	R ↓	
96 041 652 3640 21	CT 01.97	Traggelenk Suspension joint	L+R ↓	

CITROEN

C1 (PM_,PN_)
1,0/ 1,4HDI

Ltr. 1,0i/1,4HDI

Baujahr 06/2005 -
Year

VERGLEICHS-NR. CROSS-REF.-NO.	HEYD-NR.	BENENNUNG / ABMESSUNG DESCRIPTION / DIMENSION	EINBAU POSITION	BILD FIGURE
3817.63	CT 01.15	Spurstangengelenk Tie rod end M12x1,25 RH	L ⇐	
3817.64	CT 01.16	Spurstangengelenk Tie rod end M12x1,25 RH	R ⇨	
	CT 01.17	Axialgelenk Axial joint M12x1,25 RH	L+R ⇔ ⇐	
3520.Q2	CT 01.89	Querlenker Vorderachse Control arm front axle	L ↓	
3521.L3	CT 01.88	Querlenker Vorderachse Control arm front axle	R ↓	
	CT 01.92	Traggelenk Suspension joint	L+R ↓	



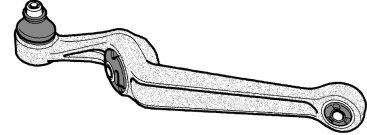
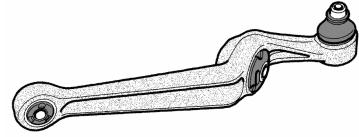
CITROEN

CITROEN

C15 (VD) **KASTEN**
1,1/1,1i/1,4E/1,4/1,4i/ 1,8D/1.9D

Ltr. 1,0/1,1/1,4
1,8D/1,9D

Baujahr 10/1984 - 12/2005
Year



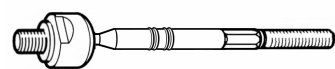
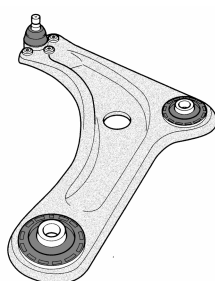
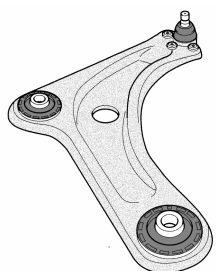
VERGLEICHS-NR. CROSS-REF.-NO.	HEYD-NR.	BENENNUNG / ABMESSUNG DESCRIPTION / DIMENSION	EINBAU POSITION	BILD FIGURE
3817 50 9471 003 465 95 590 802	CT 02.06	Spurstangengelenk Tie rod end M14x1,5 RH	L+R ⇔⇔	
3812.25 95 560 858	CT 02.08	Axialgelenk Axial joint M14X1,5 RH	L+R ⇔ ⇔	
3520.51 91 516 336	CT 02.91	Querlenker Vorderachse Control arm front axle	L ↓	
3521.34 91 516 337	CT 02.90	Querlenker Vorderachse Control arm front axle	R ↓	

CITROEN

C2 (JM_)
1,1/1,4/1,4V6/1,6VTS/ 1,4TDi/1,6TDi

Ltr. 1,1i/1,4i/1,6/
1,4HDI/16HDI

Baujahr 09/2003 -
Year

VERGLEICHS-NR. CROSS-REF.-NO.	HEYD-NR.	BENENNUNG / ABMESSUNG DESCRIPTION / DIMENSION	EINBAU POSITION	BILD FIGURE
3817 55	CT 01.21	Spurstangengelenk Tie rod end M14x1,5 RH	L ⇔	
3817 56	CT 01.22	Spurstangengelenk Tie rod end M14x1,5 RH	R ⇔	
3812 E1	CT 01.23	Axialgelenk Axial joint M14X1,5 RH	L+R ⇔ ⇔	
3520 L4	CT 01.93	Querlenker Vorderachse Control arm front axle	L ↓	
3521 H6	CT 01.94	Querlenker Vorderachse Control arm front axle	R ↓	



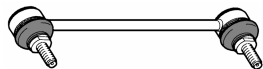
FORTSETZUNG / CONTINUATION

CITROEN

C2 (JM_)
1,1/1,4/1,4V6/1,6VTS/ 1,4TDi/1,6TDi

Ltr. 1,1i/1,4i/1,6/
1,4HDI/16HDI

Baujahr 09/2003 -
Year



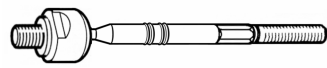

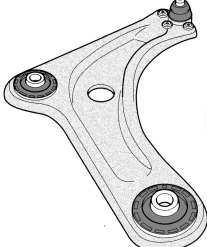


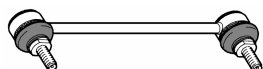
VERGLEICHS-NR. CROSS-REF.-NO.	HEYD-NR.	BENENNUNG / ABMESSUNG DESCRIPTION / DIMENSION	EINBAU POSITION	BILD FIGURE
3640 56	CT 01.98	Traggelenk Suspension joint	L+R ↓	
96 288 787 5087 45	CT 01.42	Pendelstütze Vorderachse Self-alignment link front axle	L+R ↗ ↘ 	



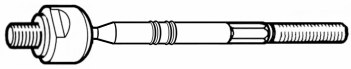
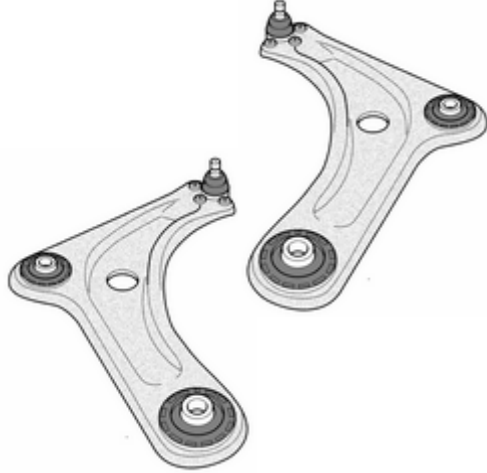


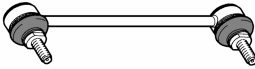
CITROEN

C3 (FC_)
1,1i/1,4i/1,416V/1,416V HDi/1.616V/1,616VHDI

Ltr. 1,1i/1,4i/1,6/
1,4HDI/16HDI

Baujahr 02/2002 -
Year

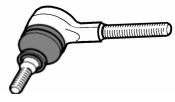
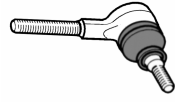
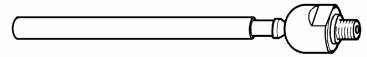




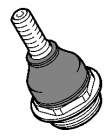


VERGLEICHS-NR. CROSS-REF.-NO.	HEYD-NR.	BENENNUNG / ABMESSUNG DESCRIPTION / DIMENSION	EINBAU POSITION	BILD FIGURE
3817 55	CT 01.21	Spurstangengelenk Tie rod end M14x1,5 RH	L ↔	
3817 56	CT 01.22	Spurstangengelenk Tie rod end M14x1,5 RH	R ↔	
3812 E1	CT 01.23	Axialgelenk Axial joint M14X1,5 RH	L+R ⇔ ↔	
3520 L4	CT 01.93	Querlenker Vorderachse Control arm front axle	L ↓	
3521 H6	CT 01.94	Querlenker Vorderachse Control arm front axle	R ↓	
3640 56	CT 01.98	Traggelenk Suspension joint	L+R ↓	
96 288 787 5087 45	CT 01.42	Pendelstütze Vorderachse Self-alignment link front axle	L+R ↗ ↘ 	

VERGLEICHS-NR. CROSS-REF.-NO.	HEYD-NR.	BENENNUNG / ABMESSUNG DESCRIPTION / DIMENSION	EINBAU POSITION	BILD FIGURE
3817 55	CT 01.21	Spurstangengelenk Tie rod end M14x1,5 RH	L ⇐	
3817 56	CT 01.22	Spurstangengelenk Tie rod end M14x1,5 RH	R ⇐	
3812 E1	CT 01.23	Axialgelenk Axial joint M14X1,5 RH	L+R ⇔ ⇐	
3520 L4	CT 01.93	Querlenker Vorderachse Control arm front axle	L ↓	
3521 H6	CT 01.94	Querlenker Vorderachse Control arm front axle	R ↓	
3640 56	CT 01.98	Traggelenk Suspension joint	L+R ↓	
96 288 787 5087 45	CT 01.42	Pendelstütze Vorderachse Self-alignment link front axle	L+R ↖ ↗ 	

CITROEN

C4 (LC_)
1,416V/1,616V/1,6HDI/2,016V/2,0HDI
C4 **COUPE**
1,416V/1,616V/1,6HDI/2,016V/2,0HDI

Ltr. 1,4/1,6/2,0/1,6HDI/2,0HDI Baujahr
Year 11/2004 -
11/2004 -

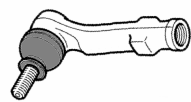
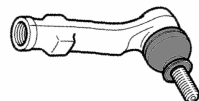



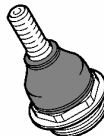

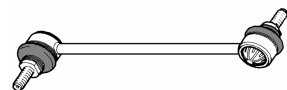
VERGLEICHS-NR. CROSS-REF.-NO.	HEYD-NR.	BENENNUNG / ABMESSUNG DESCRIPTION / DIMENSION	EINBAU POSITION	BILD FIGURE
<i>BIS/TILL FG-Nr./ CH-No. 10310</i>				
3817 41 3817 30 94 71007 465	CT 01.01	Spurstangengelenk Tie rod end M14x1,5 RH	L ⇔	
3817 42 3817 31 94 71007 565	CT 01.02	Spurstangengelenk Tie rod end M14x1,5 RH	R ⇐	
3812 E0	CT 02.09	Axialgelenk Axial joint M14X1,5 RH	L+R ⇔ ⇐	
<i>AB/FROM FG-Nr./ CH-No. 10311</i>				
3817 50 9471 003 465 95 590 802	CT 02.06	Spurstangengelenk Tie rod end M14x1,5 RH	L+R ⇐⇔	
3812 E5	CT 02.10	Axialgelenk Axial joint M14X1,5 RH	L+R ⇔ ⇐	
3520 S2 3520 P3 3520 K8	CT 02.93	Querlenker Vorderachse Control arm front axle	L ↓	
3521 P3 3521 K3 3521 G8	CT 02.92	Querlenker Vorderachse Control arm front axle	R ↓	
3640 68 3640 60 3640 53	CT 02.98	Traggelenk Suspension joint	L+R ↓	
5087 62 5087 50	CT 02.43	Pendelstütze Vorderachse Self-alignment link front axle	L+R ↗ ↘ 	

CITROEN

C5 PICASSO (UD_)
1,6Hdi/1,816V/2,0Hdi/2,0i16V
C5 GRAND PICASSO (UA_)
1,6Hdi/2,0Hdi/2,0i16V

Ltr. 1,6/1,8/2,0/

Baujahr 02/2007 -
Year 10/2006 -

VERGLEICHS-NR. CROSS-REF.-NO.	HEYD-NR.	BENENNUNG / ABMESSUNG DESCRIPTION / DIMENSION	EINBAU POSITION	BILD FIGURE
3817 71	CT 02.11	Spurstangengelenk Tie rod end M16x1,5 RH	L ⇨	
3817 72	CT 02.12	Spurstangengelenk Tie rod end M16x1,5 RH	R ⇨	
3812 E9	CT 02.13	Axialgelenk Axial joint M16X1,5 RH	L+R ⇨ ⇨	
3520 S2 3520 P3 3520 K8	CT 02.93	Querlenker Vorderachse Control arm front axle	L ↓	
3521 P3 3521 K3 3521 G8	CT 02.92	Querlenker Vorderachse Control arm front axle	R ↓	
3640 68 3640 60 3640 53	CT 02.98	Traggelenk Suspension joint	L+R ↓	
5087 62 5087 50	CT 02.43	Pendelstütze Vorderachse Self-alignment link front axle	L+R ⇨⇨ 	



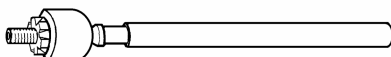
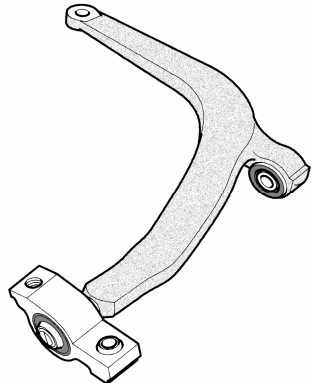
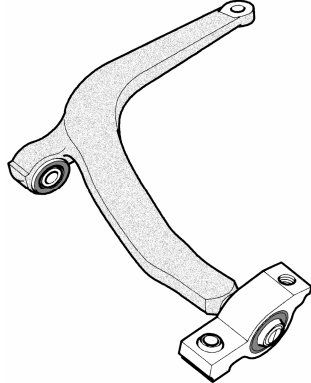



CITROEN

C5 (DC_)
1,816V/2,016V/3,0V6/2,0Hdi/2,2Hdi/
C5 **BREAK** (DE_) KOMBI
1,816V/2,016V/2,0Hdi/2,2Hdi/3,0V6/

Ltr. 1,8/2,0/2,2/3,0

Baujahr 03/2001 - 08/2004
Year

06/2001 - 08/2004




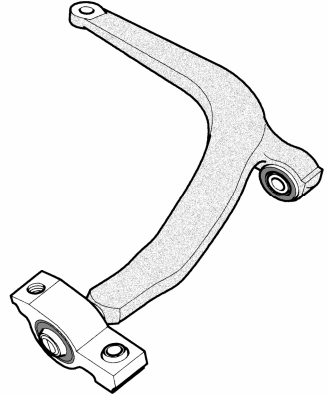
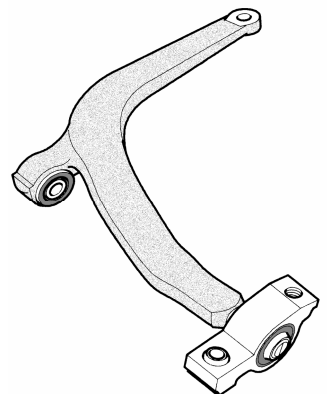


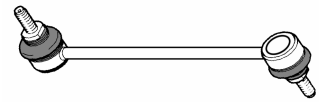
VERGLEICHS-NR. CROSS-REF.-NO.	HEYD-NR.	BENENNUNG / ABMESSUNG DESCRIPTION / DIMENSION	EINBAU POSITION	BILD FIGURE
3817 53	CT 03.11	Spurstangengelenk Tie rod end M16x1,5 RH	L ⇐	
3817 54	CT 03.10	Spurstangengelenk Tie rod end M16X1,5 RH	R ⇐	
3812 C8	CT 03.13	Axialgelenk Axial joint M16X1,5 RH	L+R ⇐ ⇐	
3520 K3	CT 03.83	Querlenker Vorderachse Control arm front axle Stahl/Steel	L ↓	
3521 G3	CT 03.82	Querlenker Vorderachse Control arm front axle Stahl/Steel	R ↓	
3640 71 3640 34 3640 28 96 233 739	CT 01.99	Traggelenk Suspension joint	L+R ↓	
5087 48	CT 03.41	Pendelstütze Vorderachse Self-alignment link front axle	L+R ↗↘ 	

CITROEN

C5 (RC_)
 1,816V/2,016V/3,0V6/1,6Hdi/2,0Hdi/2,2Hdi
 C5 **BREAK** (RE_) KOMBI
 1,816V/2,016V/3,0V6/1,6Hdi/2,0Hdi/2,2Hdi

Ltr. 1,8/2,0/2,2/3,0
 1,6D/2,0D/2,2D

Baujahr 09/2004 -
 Year
 09/2004 -



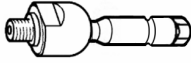
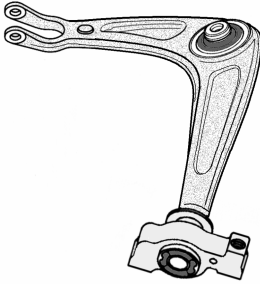








VERGLEICH-NR. CROSS-REF.-NO.	HEYD-NR.	BENENNUNG / ABMESSUNG DESCRIPTION / DIMENSION	EINBAU POSITION	BILD FIGURE
3817 53	CT 03.11	Spurstangengelenk Tie rod end M16x1,5 RH	L ←	
3817 54	CT 03.10	Spurstangengelenk Tie rod end M16X1,5 RH	R ⇒	
3812 C8	CT 03.13	Axialgelenk Axial joint M16X1,5 RH	L+R ⇒ ←	
3520 K3	CT 03.83	Querlenker Vorderachse Control arm front axle Stahl/Steel	L ↓	
3521 G3	CT 03.82	Querlenker Vorderachse Control arm front axle Stahl/Steel	R ↓	
3640 71 3640 34 3640 28 96 233 739	CT 01.99	Traggelenk Suspension joint	L+R ↓	
5087 48	CT 03.41	Pendelstütze Vorderachse Self-alignment link front axle	L+R ↖ ↗ 	

CITROEN

C6 (CT_)
3,0V6/2,2Hdi/2,7HDI

Ltr. 3,0
2,2D/2,7D

Baujahr 09/2005 -
Year



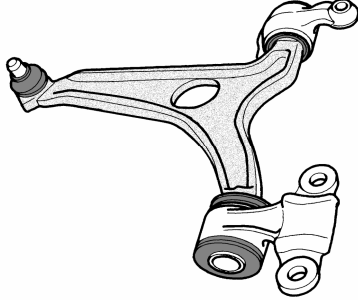
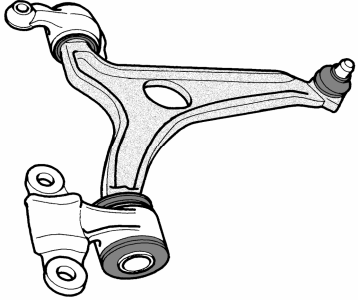

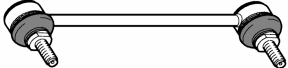
VERGLEICH-NR. CROSS-REF.-NO.	HEYD-NR.	BENENNUNG / ABMESSUNG DESCRIPTION / DIMENSION	EINBAU POSITION	BILD FIGURE
3817 57	CT 03.17	Spurstangengel. Innengew. Tie rod end, internal thread M14x1,5 RH	L ↔	
3817 58	CT 03.16	Spurstangengel. Innengew. Tie rod end, internal thread M14x1,5 RH	R ↔	
3812 E7 3812 E3	CT 03.18	Axialgelenk Axial joint M14X1,5 RH	L+R ↔ ↔	
3520.Q1 3520.N6	CT 03.91	Querlenker Vorderachse Control arm front axle	L ↓	
3521 L2 3521 J6	CT 03.92	Querlenker Vorderachse Control arm front axle	R ↓	
3640 57	CT 03.90	Traggelenk Suspension joint	L+R ↓	
5087 52	CT 03.47	Pendelstütze Vorderachse Self-alignment link front axle	L ↖ 	
5087 53	CT 03.46	Pendelstütze Vorderachse Self-alignment link front axle	R ↗ 	
5178 46	CT 03.48	Pendelstütze Hinterachse Self-alignment link rear axle	L+R ↖ ↗ 	

CITROEN

C8 (EA_,EB_) GROSSRAUMLIMOUSINE
2,0/2,016V/2,2/3,0V6/2,0HDI/2,2HDI

Ltr. 2,0/2,2/3,0/
2,0HDI/2,2HDI

Baujahr 07/2002 -
Year

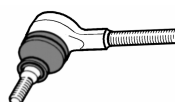
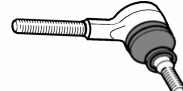
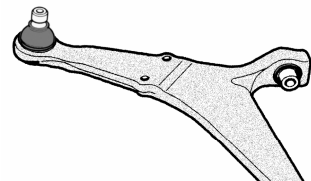
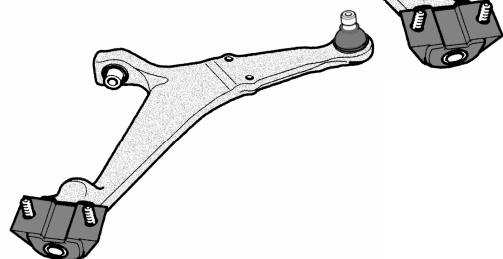


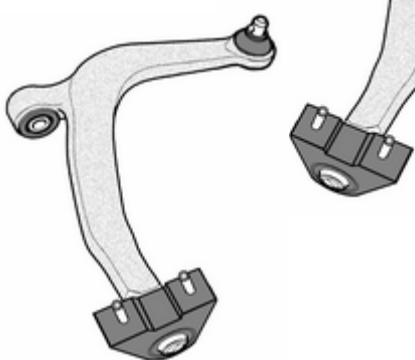

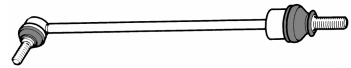
VERGLEICH-NR. CROSS-REF.-NO.	HEYD-NR.	BENENNUNG / ABMESSUNG DESCRIPTION / DIMENSION	EINBAU POSITION	BILD FIGURE
4059 12	CT 03.14	Spurstangengelenk Tie rod end M14x1,5 RH	L+R ↔	
3812 E2	CT 03.15	Axialgelenk Axial joint M14X1,5 RH	L+R ↔ ↔	
3521 H0	CT 03.85	Querlenker Vorderachse Control arm front axle Stahl/Steel	L ↓	
3521 H1	CT 03.84	Querlenker Vorderachse Control arm front axle Stahl/Steel	R ↓	
5087 51	CT 03.43	Pendelstütze Vorderachse Self-alignment link front axle	L+R ↗↘ 	

CITROEN

SAXO (SO/S1)
1,0X/1,1X,SX/1,4VTS/1,6VTL,VTR/1,6VTS
1,5D

Ltr 1,0/1,1/1,4/1,6
1,5D

Baujahr 05/1996 - 09/2003
Year

VERGLEICHS-NR. CROSS-REF.-NO.	HEYD-NR.	BENENNUNG / ABMESSUNG DESCRIPTION / DIMENSION	EINBAU POSITION	BILD FIGURE
3817 41 3817 30 94 71007 465	CT 01.01	Spurstangengelenk Tie rod end M14x1,5 RH	L ←	
3817 42 3817 31 94 71007 565	CT 01.02	Spurstangengelenk Tie rod end M14X1,5 RH	R ⇒	
95 658 978 3520 78	CT 01.83	Querlenker Vorderachse Control arm front axle	L ↓	
95 658 979 3520 79	CT 01.82	Querlenker Vorderachse Control arm front axle	R ↓	
96 093 233 3640 36	CT 01.96	Traggelenk Suspension joint Ø16mm	L+R ↓	
AB/FROM FG-Nr./ CH-No. 05990 94 511 35580 3520 92	CT 01.87	Querlenker Vorderachse Control arm front axle	L ↓	
94 511 35680 3520 93	CT 01.86	Querlenker Vorderachse Control arm front axle	R ↓	
96 145 457	CT 01.43	Pendelstütze Vorderachse Self-alignment link front axle Shaft Ø12mm	L+R ↗ ↘ 	

CITROEN

XANTIA (X1)

1,6i/1,8i/1,8i16V/2,0i/2,0i16V/2,0Turb./2,0i16V
1,9D/1,9SD/1,9Turb.D/1,9Tur.D12V/2,1Turb.D12V

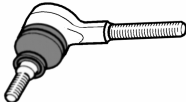
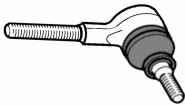

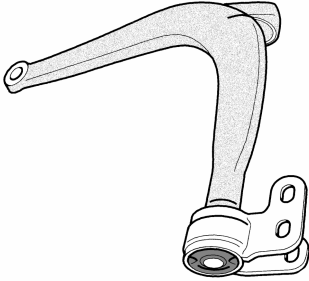
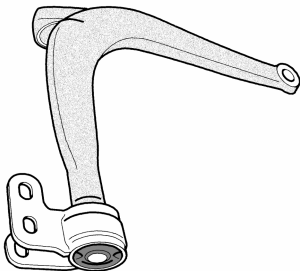





Ltr. 1,6/1,8/2,0/
1,9D/2,0D//2,1D

Baujahr **03/1993 - 01/1998**
Year

XANTIA BREAK (X1) KOMBI

1,8i/1,8i16V/2,0i/2,0i16V/2,0Turb
1,9SD/1,9TurboD/2,1TurboD12V

06/1995 - 01/1998

VERGLEICHS-NR. CROSS-REF.-NO.	HEYD-NR.	BENENNUNG / ABMESSUNG DESCRIPTION / DIMENSION	EINBAU POSITION	BILD FIGURE
3817 41 3817 30 94 71007 465	CT 01.01	Spurstangengelenk Tie rod end M14x1,5 RH	L ⇐	
3817 42 3817 31 94 71007 565	CT 01.02	Spurstangengelenk Tie rod end M14X1,5 RH	R ⇐	
96 136 394	CT 01.03	Axialgelenk Axial joint M14X1,5 RH	L+R ⇐ ⇐	
3520 C1/C2 3520 86	CT 01.91	Querlenker Vorderachse Control arm front axle	L ↓	
3521 81/82 3521 58	CT 01.90	Querlenker Vorderachse Control arm front axle	R ↓	
3640 71 3640 34 3640 28 96 233 739	CT 01.99	Traggelenk Suspension joint	L+R ↓	
96 145 457	CT 01.43	Pendelstütze Vorderachse Self-alignment link front axle	L+R ↗↘ 	
<i>AB/FROM FG-Nr./ CH-No. 06615 01/1996</i> 5087 40	CT 01.41	Pendelstütze Vorderachse Self-alignment link front axle	L+R ↗↘ 	

CITROEN

XANTIA (X2)

1,8i/1,8i16V/2,0i/2,0i16V/2,0Turbo/3,0V6
1,9DS/1,9TurboD/2,0HDI/2,1TurboD12V

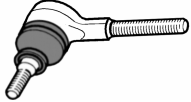
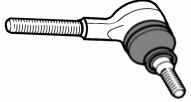

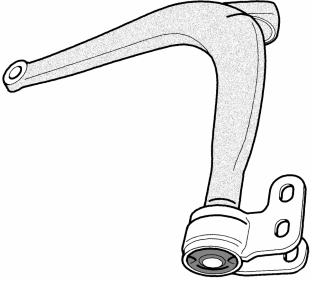
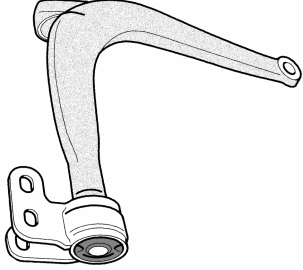


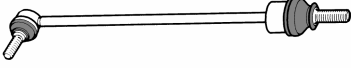


Ltr. 1,8/2,0/3,0/
1,9D/2,0D/2,1D

Baujahr 01/1998 - 04/2004
Year

XANTIA BREAK (X2) KOMBI

1,8i/1,8i16V/2,0i/2,0i16V/2,0Turbo/3,0V6
1,9DS/1,9TurboD/2,1TurboD12V

01/1998 - 04/2004

VERGLEICHS-NR. CROSS-REF.-NO.	HEYD-NR.	BENENNUNG / ABMESSUNG DESCRIPTION / DIMENSION	EINBAU POSITION	BILD FIGURE
3817 41 3817 30 94 71007 465	CT 01.01	Spurstangengelenk Tie rod end M14x1,5 RH	L ⇐	
3817 42 3817 31 94 71007 565	CT 01.02	Spurstangengelenk Tie rod end M14X1,5 RH	R ⇨	
96 136 394	CT 01.03	Axialgelenk Axial joint M14X1,5 RH	L+R ⇨ ⇐	
3520 C1/C2 3520 86	CT 01.91	Querlenker Vorderachse Control arm front axle	L ↓	
3521 81/82 3521 58	CT 01.90	Querlenker Vorderachse Control arm front axle	R ↓	
3640 71 3640 34 3640 28 96 233 739	CT 01.99	Traggelenk Suspension joint	L+R ↓	
5087 40	CT 01.41	Pendelstütze Vorderachse Self-alignment link front axle	L+R ↗ ↘ 	
AB/FROM FG-Nr./ CH-No. 0 08151 5087 48	CT 03.41	Pendelstütze Vorderachse Self-alignment link front axle	L+R ↗ ↘ 	

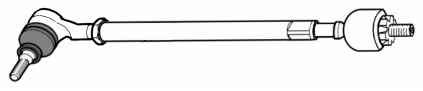
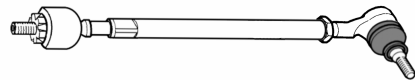
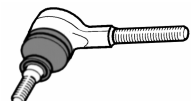
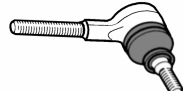
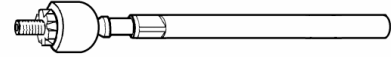


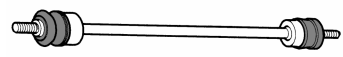
CITROEN

XM (Y3,Y4)
 2,0i/2,0iTurbo/3,06V/3,0V624V
 2,1D/2,1TD12V
 XM **BREAK** (Y3,Y4) KOMBI
 2,0i/2,0iTurbo/3,06V/3,0V624V
 2,1D/2,1TD12V/2,5TD

Ltr. 2,0/3,0/
 2,1D/2,5TD

Baujahr 05/1989 - 10/2000
 Year

05/1989 - 10/2000

VERGLEICHS-NR. CROSS-REF.-NO.	HEYD-NR.	BENENNUNG / ABMESSUNG DESCRIPTION / DIMENSION	EINBAU POSITION	BILD FIGURE
96 032 457 3812 80	CT 02.01	Spurstange,verstellbar Tie rod,adjustable M14x1,5 RH	L ⇐	
96 032 458 3812 81	CT 02.02	Spurstange,verstellbar Tie rod,adjustable M14x1,5 RH	R ⇒	
3817 41 3817 30 94 71007 465	CT 01.01	Spurstangengelenk Tie rod end M14x1,5 RH	L ⇐	
3817 42 3817 31 94 71007 565	CT 01.02	Spurstangengelenk Tie rod end M14X1,5 RH	R ⇒	
96 032 460 3812 99	CT 02.03	Axialgelenk Axial joint M14X1,5 RH	L+R ⇒ ⇐	
3640 71 3640 34 3640 28 96 233 739	CT 01.99	Traggelenk Suspension joint M40x1,5	L+R ↓	
5087 49 5087 41 96 080 921	CT 02.41	Pendelstütze Vorderachse Self-alignment link front axle	L+R ↖ ↗ 	

CITROEN

XSARA (N1)

1,4i/1,6i/1,6i16V/1,8i/1,8i16V/1,8iAut./2,016V
1,4HDi/1,5D/1,8D/1,8TD/1,9D/1,9SD/1,9TD

Ltr. 1,4/1,6/1,8/2,0
1,4D/1,5D/1,8D
1,9D/2,0D

Baujahr 04/1997 - 03/2005
Year

XSARA **BREAK** (N2) KOMBI

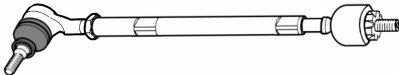
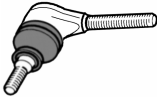

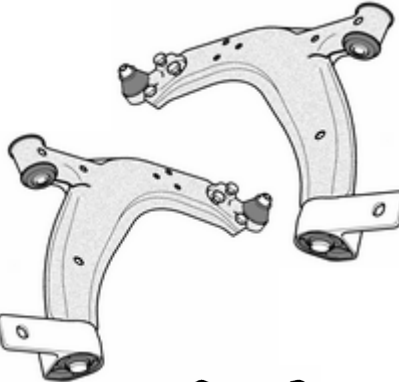
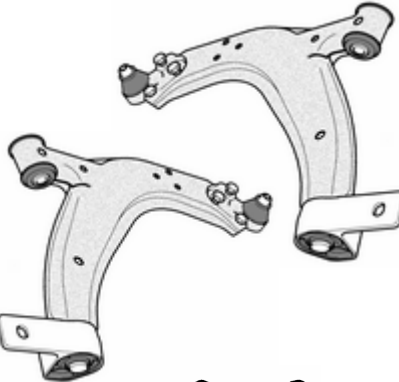

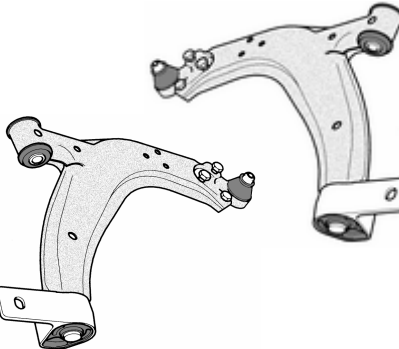
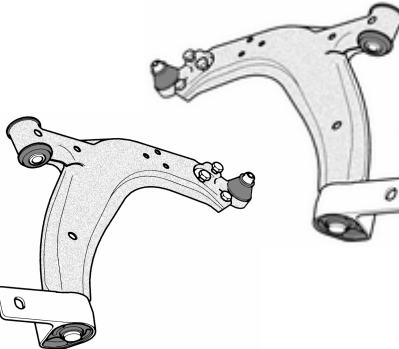


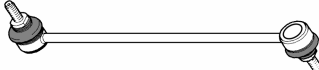
1,4i/1,6i/1,6i16V/1,8i/1,8i16V/1,8iAut./2,016V
1,4HDi/1,5D/1,8D/1,9D/1,9SD/1,9TD/2,0HDi

10/1997 - 08/2005

XSARA **COUPE** (N0)

1,4i/1,6i16V/1,8i16V/2,016V/2,0i16V
1,4HDi/1,9D/1,9TD/2,0HDi90/2,0HDi109

02/1998 - 03/2005

VERGLEICHS-NR. CROSS-REF.-NO.	HEYD-NR.	BENENNUNG / ABMESSUNG DESCRIPTION / DIMENSION	EINBAU POSITION	BILD FIGURE
96 048 214	CT 02.05	Spurstange,verstellbar Tie rod,adjustable M14x1,5 RH	L+R ↔↔	
3817 50 9471 003 465 95 590 802	CT 02.06	Spurstangengelenk Tie rod end M14x1,5 RH	L+R ↔↔	
3812 C0	CT 02.07	Axialgelenk Axial joint M14X1,5 RH	L+R ↔ ↔	
<i>MANUELLE LENKUNG / MANUAL STEERING</i>				
3520 G6 3520 G4 3520 F6 95 658 884	CT 02.81	Querlenker Vorderachse Control arm front axle	L ↓	
3521 C6 3521 C4 3521 A6 95 658 885	CT 02.80	Querlenker Vorderachse Control arm front axle	R ↓	
3640 39 96 087 507	CT 02.95	Traggelenk Suspension joint Ø16mm	L+R ↓	
<i>SERVOLENKUNG / POWER STEERING</i>				
3520 C6 3520 G5 3520 F5 95 658 882	CT 02.83	Querlenker Vorderachse Control arm front axle	L ↓	
3521 C5 3521 C3 95 658 883	CT 02.82	Querlenker Vorderachse Control arm front axle	R ↓	
3640 42 3640 38	CT 02.96	Traggelenk Suspension joint Ø16mm	L+R ↓	
5087 46 5087 39	CT 02.42	Pendelstütze Vorderachse Self-alignment link front axle	L+R ↗↘ 	


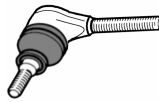

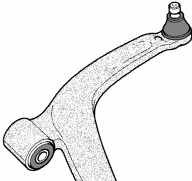



CITROEN

CITROEN

XSARA PICASSO (N68)
1,6/1.616V/1,816V/2,016V
1,6HDI/2,0DDi

Ltr. 1,6/1,8/2,0/
1,6HDI/2,0HDI

Baujahr 12/1999 -
Year

VERGLEICHS-NR. CROSS-REF.-NO.	HEYD-NR.	BENENNUNG / ABMESSUNG DESCRIPTION / DIMENSION	EINBAU POSITION	BILD FIGURE
96 048 214	CT 02.05	Spurstange,verstellbar Tie rod,adjustable M14x1,5 RH	L+R ⇔⇔	
3817 50 9471 003 465 95 590 802	CT 02.06	Spurstangengelenk Tie rod end M14x1,5 RH	L+R ⇔⇔	
3812 C0	CT 02.07	Axialgelenk Axial joint M14X1,5 RH	L+R ⇔ ⇔	
3520 Q3 3520 H9 3520 J3	CT 02.85	Querlenker Vorderachse Control arm front axle	L ↓	
3521 L6 3521 L5 3521 F3	CT 02.84	Querlenker Vorderachse Control arm front axle	R ↓	
5087 46 5087 39	CT 02.42	Pendelstütze Vorderachse Self-alignment link front axle L=325 mm	L+R ↗↘ 	

CITROEN

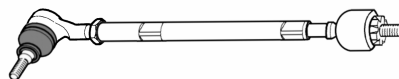


ZX (N2)
1,1/1,4/1,4i/1,6i/1,8i/1,8i16V/1,9i
1,8D/1,9D/1,9TD

Ltr. 1,1/1,4/1,6/1,8/1,9/
1,8D/1,9D/TD

Baujahr 03/1991 - 06/1997
Year

ZX BREAK (N2)
1,4i/1,6i/1,8i/1,8i16V/
1,8D/1,9D/1,9TD

10/1993 - 02/1998

VERGLEICHS-NR. CROSS-REF.-NO.	HEYD-NR.	BENENNUNG / ABMESSUNG DESCRIPTION / DIMENSION	EINBAU POSITION	BILD FIGURE
96 048 214	CT 02.05	Spurstange,verstellbar Tie rod,adjustable M14x1,5 RH	L+R ⇔⇔	
3817 50 9471 003 465 95 590 802	CT 02.06	Spurstangengelenk Tie rod end M14x1,5 RH	L+R ⇔⇔	
3812 C0	CT 02.07	Axialgelenk Axial joint M14X1,5 RH	L+R ⇔ ⇔	

FORTSETZUNG / CONTINUATION

CITROEN

ZX (N2)

1,1/1,4/1,4i/1,6i/1,8i/1,8i16V/1,9i
1,8D/1,9D/1,9TD


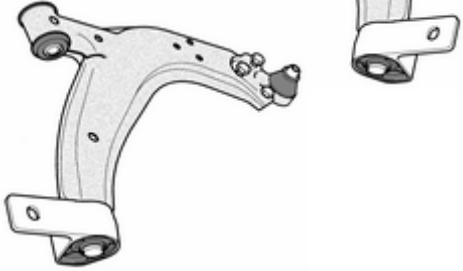

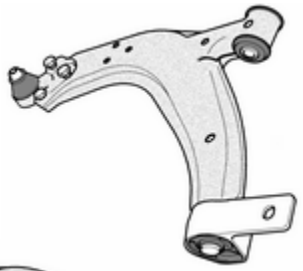
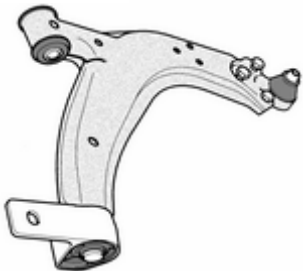


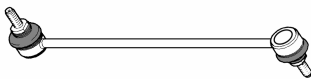
Ltr. 1,1/1,4/1,6/1,8/1,9/
1,8D/1,9D/TD

Baujahr **03/1991 - 06/1997**
Year

ZX BREAK (N2)

1,4i/1,6i/1,8i/1,8i16V/
1,8D/1,9D/1,9TD

10/1993 - 02/1998

VERGLEICHS-NR. CROSS-REF.-NO.	HEYD-NR.	BENENNUNG / ABMESSUNG DESCRIPTION / DIMENSION	EINBAU POSITION	BILD FIGURE
<i>MANUELLE LENKUNG / MANUAL STEERING</i>				
3520 G6 3520 G4 3520 F6 95 658 884	CT 02.81	Querlenker Vorderachse Control arm front axle	L ↓	
3521 C6 3521 C4 3521 A6 95 658 885	CT 02.80	Querlenker Vorderachse Control arm front axle	R ↓	
3640 39 96 087 507	CT 02.95	Traggelenk Suspension joint Ø16mm	L+R ↓	
<i>SERVOLENKUNG / POWER STEERING</i>				
3520 C6 3520 G5 3520 F5 95 658 882	CT 02.83	Querlenker Vorderachse Control arm front axle	L ↓	
3521 C5 3521 C3 95 658 883	CT 02.82	Querlenker Vorderachse Control arm front axle	R ↓	
3640 42 3640 38	CT 02.96	Traggelenk Suspension joint Ø16mm	L+R ↓	
5087 46 5087 39	CT 02.42	Pendelstütze Vorderachse Self-alignment link front axle	L+R 	

CITROEN



BERLINGO (MF)

1,1i/1,4i/1,616V/1,8i/1,8i4WD
1,6HDi/1,8D/1,9D/1,9D4WD/2,0HDi

Ltr. 1,1/1,4/1,6/1,8i/1,6D/1,8D/1,9D/2,0D Baujahr 07/1996 -
Year

BERLINGO KASTEN (M_)

1,1i/1,4i/1,616V/1,8i
1,6HDi/1,8D/1,9D/1,9D4WD/2,0HDi/2,0HDI4WD

07/1996 -

VERGLEICH-NR. CROSS-REF.-NO.	HEYD-NR.	BENENNUNG / ABMESSUNG DESCRIPTION / DIMENSION	EINBAU POSITION	BILD FIGURE
96 048 214	CT 02.05	Spurstange,verstellbar Tie rod,adjustable M14x1,5 RH	L+R ⇔	
3817 50 9471 003 465 95 590 802	CT 02.06	Spurstangengelenk Tie rod end M14x1,5 RH	L+R ⇔	
3812 C0	CT 02.07	Axialgelenk Axial joint M14X1,5 RH	L+R ⇔ ⇔	
<i>MANUELLE LENKUNG / MANUAL STEERING</i>				
3520 G6 3520 G4 3520 F6 95 658 884	CT 02.81	Querlenker Vorderachse Control arm front axle	L ↓	
3521 C6 3521 C4 3521 A6 95 658 885	CT 02.80	Querlenker Vorderachse Control arm front axle	R ↓	
3640 39 96 087 507	CT 02.95	Traggelenk Suspension joint Ø16 mm	L+R ↓	
3520 C6 3520 G5 3520 F5 95 658 882	CT 02.83	Querlenker Vorderachse Control arm front axle	L ↓	
3521 C5 3521 C3 95 658 883	CT 02.82	Querlenker Vorderachse Control arm front axle	R ↓	
3640 42 3640 38	CT 02.96	Traggelenk Suspension joint Ø16 mm	L+R ↓	
5087 46 5087 39	CT 02.42	Pendelstütze Vorderachse Self-alignment link front axle	L+R ↗↘ 	

CITROEN



EVASION (22 U6)

1,8/2,0/2,0i16V2,0Turbo C.T
1,9TD/2,0Hdi/2,0TD/2,1TD

Ltr. 1,6/1,8/2,0/
1,9D/1,9TD/2,0HDI/2,1TD

Baujahr 06/1994 - 07/2002
Year

JUMPY (U6U)

1,6/2,0/2,0i16V
1,9D/1,9TD/2,0Hdi95/2,0Hdi110

06/1994 -

JUMPY KASTEN (BS_,BT_,BY_,B2_)

1,6i/2,0i16V/2,0Hdi95/2,0Hdi110
1,9D70/1,9TD/

06/1994 -

JUMPY PRITSCH (BU_,BV_,BW_,BX_)

1,9TD/2,0Hdi/2,0Hdi95

10/1999 -

VERGLEICHS-NR. CROSS-REF.-NO.	HEYD-NR.	BENENNUNG / ABMESSUNG DESCRIPTION / DIMENSION	EINBAU POSITION	BILD FIGURE
4059 09	CT 03.01	Spurstangengelenk Tie rod end M14x1,5 RH	L+R ⇔	
3812 A4	CT 03.03	Axialgelenk Axial joint M14X1,5 RH	L+R ⇔ ⇔	
3520 94 3520 P4 3520 P8	CT 03.81	Querlenker Vorderachse Control arm front axle Stahl/Steel	L ↓	
3521 64 3521 K4 3521 L0	CT 03.80	Querlenker Vorderachse Control arm front axle Stahl/Steel	R ↓	

CITROEN



JUMPER BUS (230P)

2,0/2,04x4
1,9D/1,9TD/1,9TD4x4/2,5D/2,5D4x4/2,5TD/2,5TD4x4

Ltr. 2,0
1,9D/2,0D/
2,5D//2,8D

Baujahr 02/1994 - 04/2002
Year

JUMPER KASTEN. (230L)

2,0
1,9D/1,9TD/2,0Hdi/2,5D/2,5D4x4/2,5TD/2,8HDI

02/1994 - 04/2002

JUMPER PRITSCH (230)

2,0
1,9TD/2,0D/2,5D/2,5D4x4/2,5TD/2,5TD4x4/2,8HDI

03/1994 - 04/2002

VERGLEICHS-NR. CROSS-REF.-NO.	HEYD-NR.	BENENNUNG / ABMESSUNG DESCRIPTION / DIMENSION	EINBAU POSITION	BILD FIGURE
4018.A3 4018 H4 1306 716 080	PE 06.74	Spurstangengelenk Tie rod end M16x1,5 RH	L+R ⇔	
4018.A4 4006 24 0994 5836	PE 06.53	Axialgelenk Axial joint M16X1,5 RH	L+R ⇔ ⇔	

FORTSETZUNG / CONTINUATION

CITROEN



Ltr. 2,0
1,9D/2,0D/
2,5D//2,8D

Baujahr
Year 02/1994 - 04/2002

JUMPER **BUS (230P)**

2,0/2,04x4

1,9D/1,9TD/1,9TD4x4/2,5D/2,5D4x4/2,5TD/2,5TD4x4

JUMPER **KASTEN (230L)**

2,0

1,9D/1,9TD/2,0HDI/2,5D/2,5D4x4/2,5TD/2,8HDI



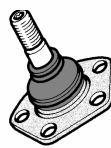
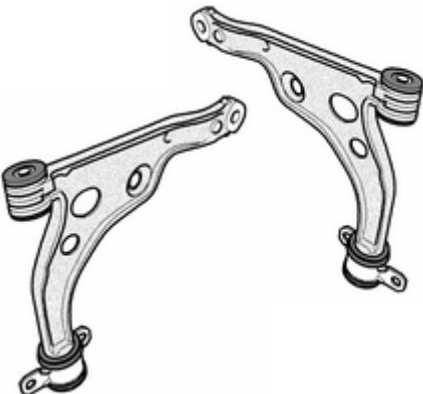
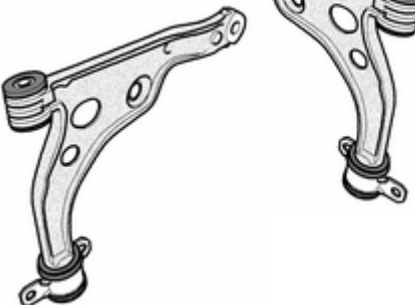



JUMPER **PRITSCH (230)**

2,0

1,9TD/2,0D/2,5D/2,5D4x4/2,5TD/2,5TD4x4/2,8HDI

02/1994 - 04/2002

03/1994 - 04/2002

VERGLEICH-NR. CROSS-REF.-NO.	HEYD-NR.	BENENNUNG / ABMESSUNG DESCRIPTION / DIMENSION	EINBAU POSITION	BILD FIGURE
<i>ACHSLAST 1000-1400 kg / AXEL LOAD 1000-1400 kg AB/FROM 02/2001</i>				
3520.95 3520.N3 3520.L0 1331 938 080 1339 465 080	FT 51.81	Querlenker Vorderachse Control arm front axle Stahl/Steel	L ↓	
3521.65 3521.J3 3521.H2 1331 940 080 1339 467 080	FT 51.80	Querlenker Vorderachse Control arm front axle Stahl/Steel	R ↓	
3640.55 1331 640 080	FT 51.97	<i>AB/FROM 02/2001</i> Traggelenk Suspension joint Ø20mm	L+R ↓	
<i>ACHSLAST 1800 kg / AXEL LOAD 1800 kg AB/FROM 02/2001</i>				
3520.96 3520.N4 3520.L1 1331 937 080 1339 464 080	FT 51.83	Querlenker Vorderachse Control arm front axle Stahl/Steel	L ↓	
3521.66 3521.J4 3521.H3 1331 939 080 1339 466 080	FT 51.82	Querlenker Vorderachse Control arm front axle Stahl/Steel	R ↓	
3640.54 1331 641 080	FT 51.98	<i>AB/FROM 02/2001</i> Traggelenk Suspension joint Ø24mm	L+R ↓	
5087.37 1300 716 080	FT 51.41	Stabilisatorstange Stabilizer rod	L+R ↗ ↘ 	

CITROEN

JUMPER **BUS (244,Z_)**
2,0



Ltr. 2,0
2,0D/2,2D/2,8D

Baujahr
Year 04/2002 -

JUMPER **KASTEN (244)**
2,0

04/2002 -

2,0HDI/2,2HDI/2,8HDI/2,8HDI4x4

JUMPER **PRITSCH (244)**

04/2002 -

2,0HDI/2,2HDI/2,8HDI/2,8HDI4x4

VERGLEICHS-NR. CROSS-REF.-NO.	HEYD-NR.	BENENNUNG / ABMESSUNG DESCRIPTION / DIMENSION	EINBAU POSITION	BILD FIGURE
4018.A3 4018 H4 1306 716 080	PE 06.74	Spurstangengelenk Tie rod end M16x1,5 RH	L+R ↔	
4018.A4 4006 24 0994 5836	PE 06.53	Axialgelenk Axial joint M16X1,5 RH	L+R ↔ ↔	
<i>ACHSLAST 1000kg 1500 kg / AXEL LOAD 1000kg 1500 kg</i>				
3520.95 3520.N3 3520.L0 1331 938 080 1339 465 080	FT 51.81	Querlenker Vorderachse Control arm front axle Stahl/Steel	L ↓	
3521.65 3521.J3 3521.H2 1331 940 080 1339 467 080	FT 51.80	Querlenker Vorderachse Control arm front axle Stahl/Steel	R ↓	
3640.55 1331 640 080	FT 51.97	Traggelenk Suspension joint	L+R ↓	
<i>ACHSLAST 1800 kg / AXEL LOAD 1800 kg</i>				
3520.96 3520.N4 3520.L1 1331 937 080 1339 464 080	FT 51.83	Querlenker Vorderachse Control arm front axle Stahl/Steel	L ↓	
3521.66 3521.J4 3521.H3 1331 939 080 1339 466 080	FT 51.82	Querlenker Vorderachse Control arm front axle Stahl/Steel	R ↓	
3640.54 1331 641 080	FT 51.98	Traggelenk Suspension joint	L+R ↓	
5087.37 1300 716 080	FT 51.41	Stabilisatorstange Stabilizer rod	L+R ↗↘ 	

CITROEN

JUMPER **BUS**

2,2HDi100/2,2HDi120/3,0HDi160

Ltr. 2,2D/3,0D

Baujahr 04/2006 -

Year

04/2006 -

JUMPER **KASTEN**



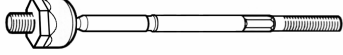
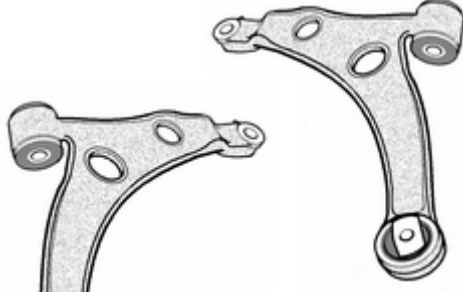
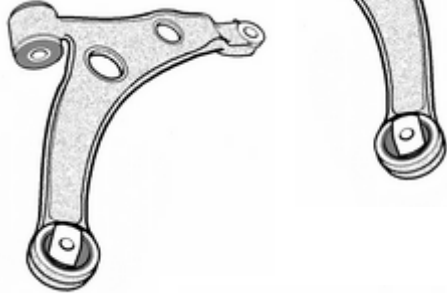
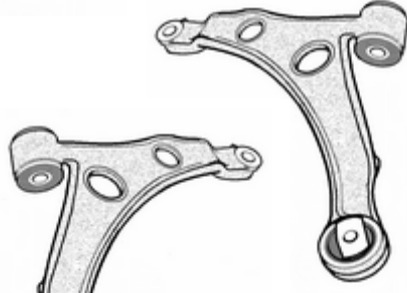
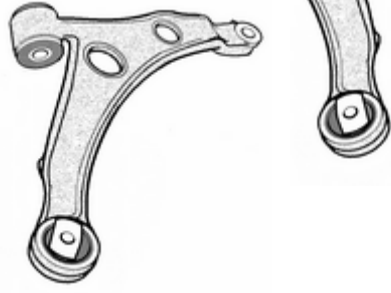


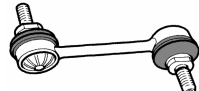
2,2HDi100/2,2HDi120/3,0HDi160

04/2006 -

JUMPER **PRITSCH**

2,2HDi100/2,2HDi120/3,0HDi160

04/2006 -

VERGLEICHS-NR. CROSS-REF.-NO.	HEYD-NR.	BENENNUNG / ABMESSUNG DESCRIPTION / DIMENSION	EINBAU POSITION	BILD FIGURE
3817 69 7736 4253	CT 04.01	Spurstangengelenk Tie rod end M16x1,5 RH	L ⇐	
3817 70 7736 4009	CT 04.02	Spurstangengelenk Tie rod end M16x1,5 RH	R ⇐	
	CT 04.03	Axialgelenk Axial joint M16X1,5 RH	L+R ⇐ ⇐	
<i>ACHSLAST -1500 kg / AXEL LOAD -1500 kg</i>				
3520 S0 1352 227 080	CT 04.91	Querlenker Vorderachse Control arm front axle Stahl/Steel	L ↓	
3521.P1 1352 225 080	CT 04.90	Querlenker Vorderachse Control arm front axle Stahl/Steel	R ↓	
<i>ACHSLAST 1500-1700 kg / AXEL LOAD 1500-1700 kg</i>				
3520.S1 1352 228 080	CT 04.93	Querlenker Vorderachse Control arm front axle Stahl/Steel	L ↓	
3521.P2 1352 226 080	CT 04.94	Querlenker Vorderachse Control arm front axle Stahl/Steel	R ↓	
3640.67 5070 5629	CT 04.92	Traggelenk Suspension joint	L+R ↓	
5170 F6 5170 F5	CT 04.41	Pendelstütze Hinterachse Self-alignment link rear axle	L+R ⇐⇐ 	

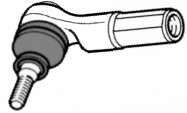
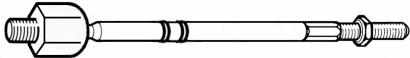
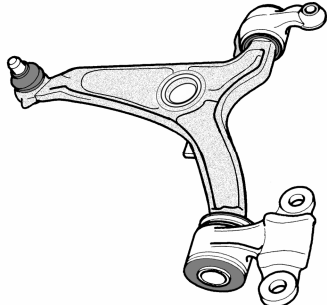
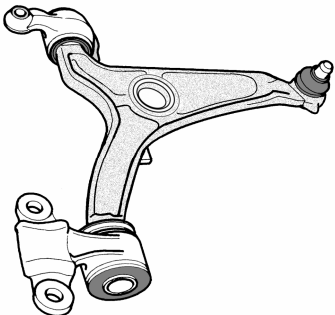


CITROEN

JUMPY **GROSSRAUMLIMOUSINE**
2.0i/1,6HDI90/2,0HDI120/2,0HDI140
JUMPY **KASTEN**
2.0i/1,6HDI90/2,0HDI120/2,0HDI140

Ltr. 2,0
1,6D/2,0D

Baujahr 04/2007 -
Year 04/2007 -

VERGLEICHS-NR. CROSS-REF.-NO.	HEYD-NR.	BENENNUNG / ABMESSUNG DESCRIPTION / DIMENSION	EINBAU POSITION	BILD FIGURE
3717 73	CT 04.12	Spurstangengelenk Tie rod end M14x1,5 RH	L+R ↔	
3812 F0	CT 04.13	Axialgelenk Axial joint M4X1,5 RH	L+R ↔ ↔	
3520.R8 149 74 08 080	CT 04.95	Querlenker Vorderachse Control arm front axle Stahl/Steel	L ↓	
3521.N9 149 74 07 080	CT 04.96	Querlenker Vorderachse Control arm front axle Stahl/Steel	R ↓	
5087 56 140 00 99 680	CT 04.42	Pendelstütze Vorderachse Self-alignment link front axle	L+R ↗↖ 