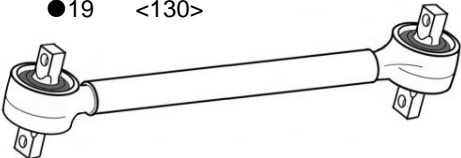
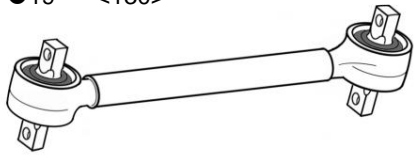
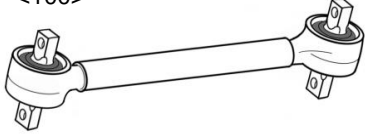
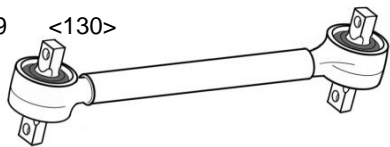
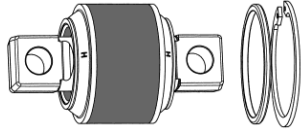
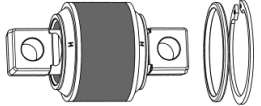

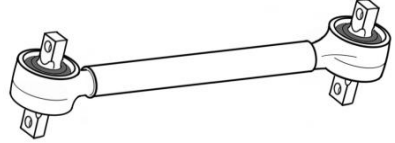
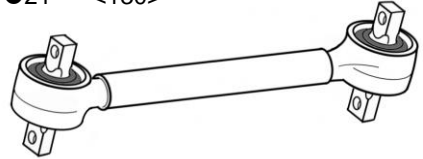
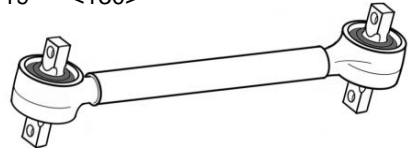
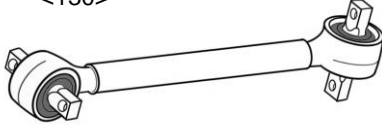
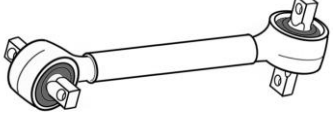
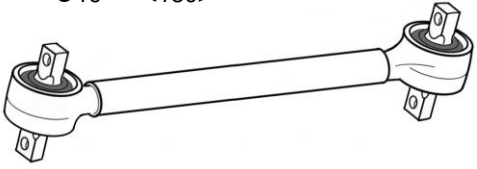
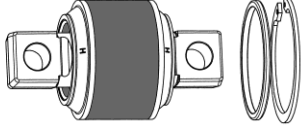
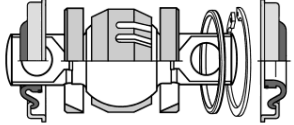
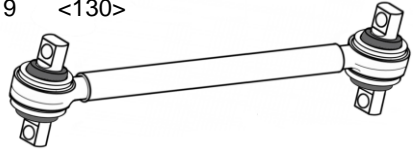
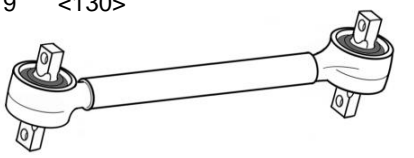

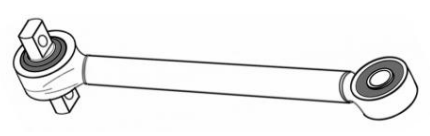
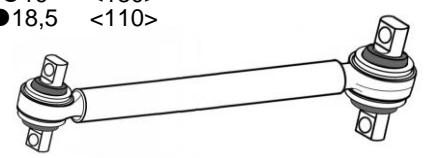
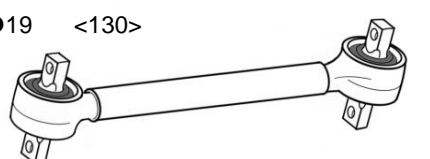
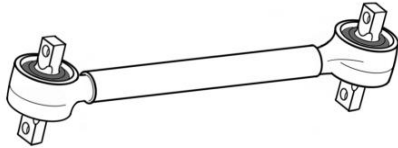
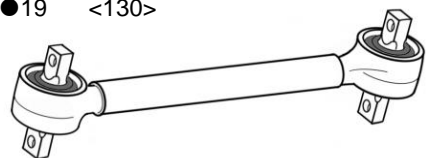

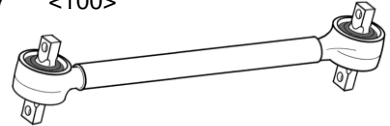
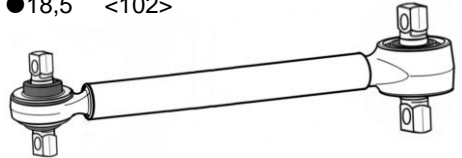
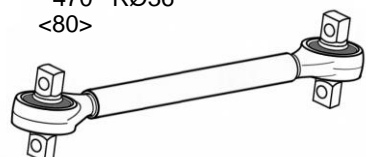
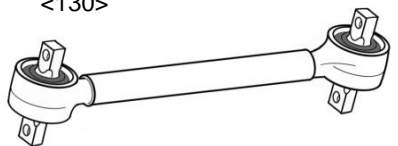


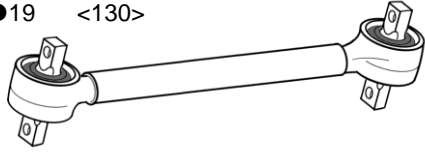

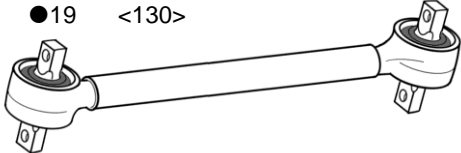
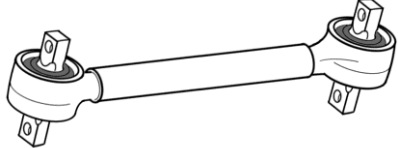
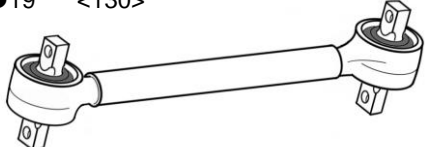
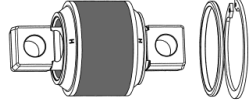
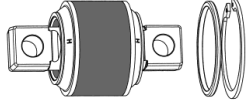
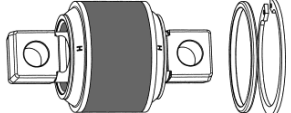
VERGLEICHS-NR. CROSS-REF.-NO.	HEYD-NR.	BENENNUNG DESCRIPTION	GRÖßE BALLØ	KONUS TAPER	LÄNGE LENGTH	BILD FIGURE
06 36090 0605	=	81 95301 6144 = MN 60.80				
81 43220 6010	=	81 43220 6052 = MN 58.C				
81 43220 6012	=	81 43220 6052 = MN 58.C				
81 43220 6013	=	81 43220 6052 = MN 58.C				
81 43220 6014	=	81 43220 6129 = MN 56.A				
81 43220 6015	=	81 43220 6047 = MN 55.F				
81 43220 6020	=	81 43220 6052 = MN 58.C				
81 43220 6028	=	81 43220 6052 = MN 58.C				
81 43220 6030	=	81 43220 6129 = MN 56.A				
81 43220 6032	=	81 43220 6080 = MN 58.N				
81 43220 6035	=	81 43220 6052 = MN 58.C				
81 43220 6040	=	81 43220 6052 = MN 58.C				
81 43220 6041	=	81 43220 6052 = MN 58.C				
81 43220 6042	MN 58.F	Achsstrebe, fest, Molekular Torque rod, fixed, molecular 2x MNR 815	70/70 70		762 RØ50 <130>	
81 43220 6043	MN 58.G	Achsstrebe, fest, Molekular Torque rod, fixed, molecular 2x MNR 815	70/70 70		661 RØ40 <130>	
81 43220 6047	MN 55.F	Achsstrebe, fest, Molekular Torque rod, fixed, molecular 2x MNR 808	55/55 55		550 RØ48 <100>	
81 43220 6052	MN 58.C	Achsstrebe, fest, Molekular Torque rod, fixed, molecular 2x MNR 815	70/70 70		565 RØ50 <130>	

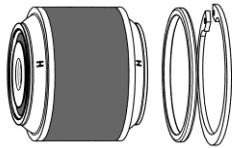
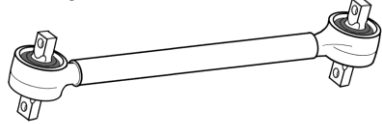
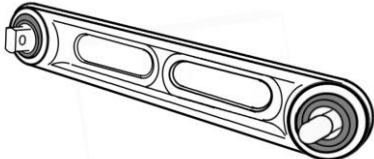
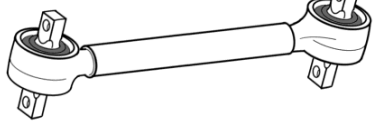

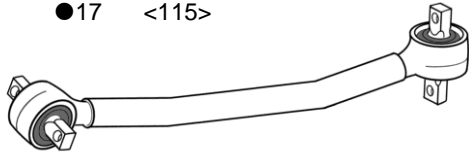
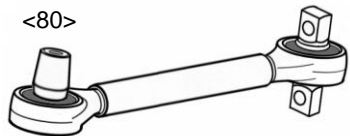
VERGLEICHS-NR. CROSS-REF.-NO.	HEYD-NR.	BENENNUNG DESCRIPTION	GRÖÖE BALLØ	KONUS TAPER	LÄNGE LENGTH	BILD FIGURE
81 43220 6053	MNR 819	Rep.-Satz, Kugelstück, Molekular Repair kit, with pivot pin, molecular	80	●19 ⇒40⇐	<130>	
81 43220 6055	MNR 815	Rep.-Satz, Kugelstück, Molekular Repair kit, with pivot pin, molecular	70	●19 ⇒30⇐	<130>	
81 43220 6056	=	81 43220 6052 = MN 58.C				
81 43220 6057	MN 59.B	Achsstrebe, fest, Molekular Torque rod, fixed, molecular 2x MNR 819	80/80 80	●19	580 RØ60 <130>	
81 43220 6067	MN 58.D	Achsstrebe, fest, Molekular Torque rod, fixed, molecular 2x MNR 815	70/70 70	●19	590 RØ48 <130>	
81 43220 6068	=	81 43220 6067 = MN 58.D				
81 43220 6070	MN 59.A	Achsstrebe, fest, Molekular Torque rod, fixed, molecular 2x VVR 856	80/80 80	●21	585 RØ58 <130>	
81 43220 6071	=	81 43220 6070 = MN 59.A				
81 43220 6072	=	81 43220 6070 = MN 59 A				
81 43220 6073	=	81 43220 6055 = MNR 815				
81 43220 6080	MN 58.N	Achsstrebe, fest, Molekular Torque rod, fixed, molecular 2x MNR 815	70/70 70	●19	522 RØ50 <130>	

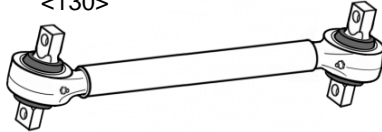
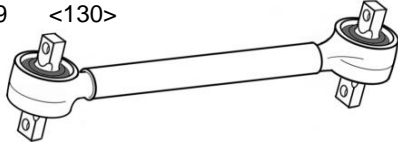
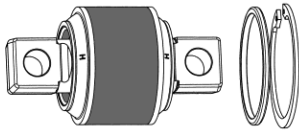
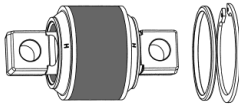
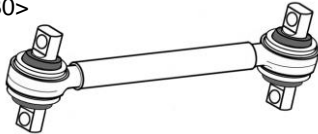
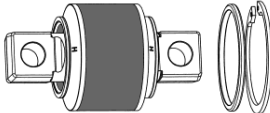
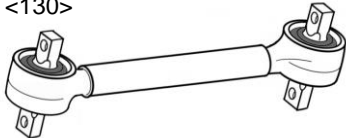
VERGLEICHS-NR. CROSS-REF.-NO.	HEYD-NR.	BENENNUNG DESCRIPTION	GRÖßE BALLØ	KONUS TAPER	LÄNGE LENGTH	BILD FIGURE
81 43220 6085	MN 58.O	Achsstrebe, fest, Molekular Torque rod, fixed, molecular 2x MNR 815	70/70 70	●19	482 RØ48 <130>	
81 43220 6086	MN 58.P	Achsstrebe, fest, Molekular Torque rod, fixed, molecular 2x MNR 815	70/70 70	●19	390 RØ48 <130>	
81 43220 6087	=	81 43220 6080 = MN 58.N				
81 43220 6090	=	81 43220 6067 = MN 58.D				
81 43220 6091	=	81 43220 6070 = MN 59.A				
81 43220 6092	=	81 43220 6067 = MN 58.D				
81 43220 6093	=	81 43220 6070 = MN 59.A				
81 43220 6096	=	81 43220 6129 = MN 56.A				
81 43220 6098	=	81 43220 6129 = MN 56.A				
81 43220 6099	MN 58.M	Achsstrebe, fest, Molekular Torque rod, fixed, molecular 2x MNR 815	70/70 70	●19	750 RØ48 <130>	
81 43220 6100	=	81 43220 6099 = MN 58.M				
81 43220 6102	=	81 43220 6152 = MN 56.H				
81 43220 6104	=	81 43220 6107 = MNR 815				
81 43220 6107	MNR 815	Rep.-Satz, Kugelstück, Molekular Repair kit, with pivot pin, molecular	70	●19 ⇒30⇐	<130>	
81 43220 6108	MNR 754	Rep.-Satz, Kugelstück Rep.-kit, with pivot pin	65	●19 ⇒30⇐	<130>	


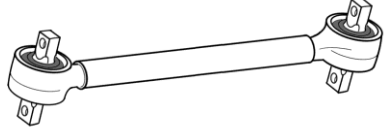
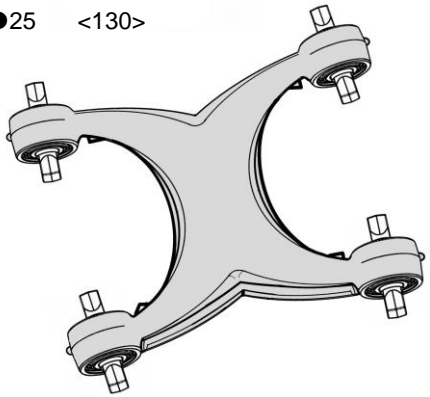
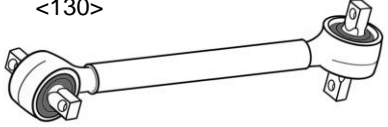
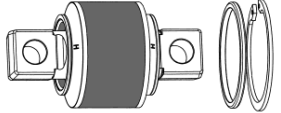
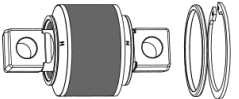
VERGLEICHS-NR. CROSS-REF.-NO.	HEYD-NR.	BENENNUNG DESCRIPTION	GRÖÖE BALLØ	KONUS TAPER	LÄNGE LENGTH	BILD FIGURE
81 43220 6129	MN 56.A	Achsstrebe, fest Torque rod, fixed 2x MNR 754	65/65 65	●19	577 RØ48 <130>	
81 43220 6129	MN 56.AM	Achsstrebe, fest, Molekular Torque rod, fixed, molecular 2x MNR 815 <i>Sonder-Ausführung Molekular Molecular design</i>	70/70 70	●19	577 RØ48 <130>	
81 43220 6132	MNR 754	Rep.-Satz, Kugelstück Repair kit, with pivot pin	65	●19 ↔30↔	<130>	
81 43220 6134	=	81 43220 6135 = MN 59.F				
81 43220 6135	=	81 43220 6135 = MN 59.F				
81 43220 6136	=	81 43220 6135 = MN 59.F				
81 43220 6137	MN 59.F	Achsstrebe, fest, Molekular Torque rod, fixed, molecular 1x MNR 816 1x MNR 959	80/70 70 80	●21	633 RØ50 <130>	
81 43220 6138	=	81 43220 6135 = MN 59.F				
81 43220 6140	MN 56.B	Achsstrebe, fest Torque rod, fixed 1x MNR 754 Nicht reparierbar/not repairable	65/55 65 55	●19 ●18,5	596 RØ50 <130> <110>	
81 43220 6145	MN 56.U	Achsstrebe, fest, Molekular Torque rod, fixed, molecular 2x MNR 815	70/70 70	●19	577 RØ48 <130>	
81 43220 6148	=	81 43220 6152 = MN 56.H				
81 43220 6151	=	81 43220 6183 = MN 58.T				

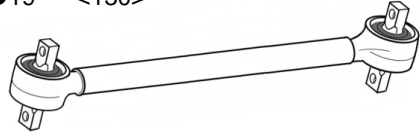
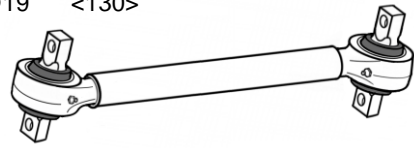
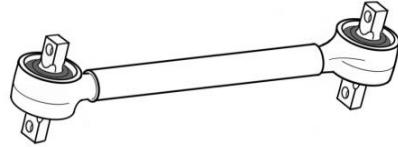
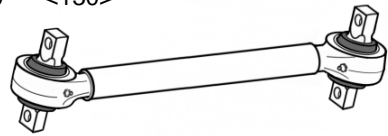

VERGLEICHS-NR. CROSS-REF.-NO.	HEYD-NR.	BENENNUNG DESCRIPTION	GRÖßE BALLØ	KONUS TAPER	LÄNGE LENGTH	BILD FIGURE
81 43220 6152	MN 56.H	Achsstrebe, fest, Molekular Torque rod, fixed, molecular 2x MNR 815	70/70 70	●19	531 RØ48 <130>	
81 43220 6157	MN 58.S	Achsstrebe, fest, Molekular Torque rod, fixed, molecular 2x MNR 815	70/70 70	●19	596 RØ50 <130>	
81 43220 6161	=	81 43220 6190 = MN 58.V				
81 43220 6167	MN 55.G	Achsstrebe, fest, Molekular Torque rod, fixed, molecular 2x MNR 808	55/55 55	●15	550 RØ48 <100>	
81 43220 6168	MN 56.J	Achsstrebe, fest, Molekular Torque rod, fixed, molecular 2x MNR 809	55/55 55	●17	570 RØ38 <100>	
81 43220 6174	MN 56.K	Achsstrebe, fest, Molekular Torque rod, fixed, molecular 1x MNR 754 Nicht reparierbar/not repairable	65/55 65 55	●19 ●18,5	644 RØ50 <130> <102>	
81 43220 6177	=	81 43220 6224 = MN 54.H				
81 43220 6178	=	81 43220 6180 = MN 56.V				
81 43220 6179	=	81 43220 6224 = MN 54.H				
81 43220 6180	MN 56.V	Achsstrebe, fest, Molekular Torque rod, fixed, molecular		●15	470 RØ36 <80>	
81 43220 6183	MN 58.T	Achsstrebe, fest, Molekular Torque rod, fixed, molecular 2x MNR 815	70/70 70	●19	570 RØ48 <130>	

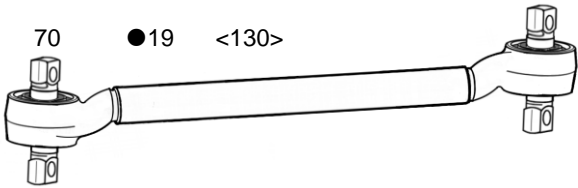
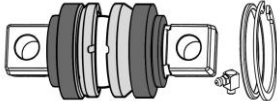
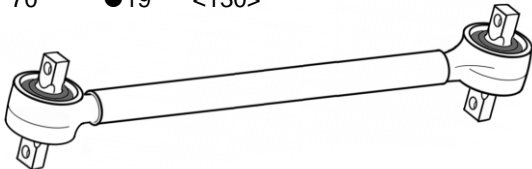
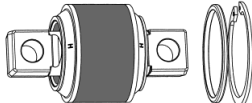
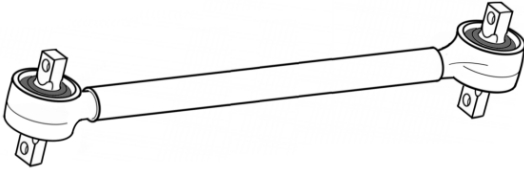
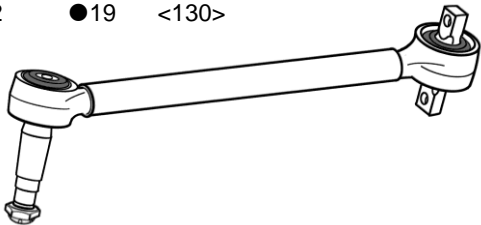
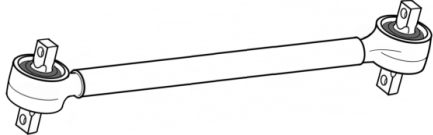
VERGLEICHS-NR. CROSS-REF.-NO.	HEYD-NR.	BENENNUNG DESCRIPTION	GRÖÖE BALLØ	KONUS TAPER	LÄNGE LENGTH	BILD FIGURE
81 43220 6185	MN 58.U	Achsstrebe, fest, Molekular Torque rod, fixed, molecular 2x MNR 815	70/70 70		750 RØ48 <130>	
81 43220 6186	=	81 43220 6152 = MN 56.H				
81 43220 6187	MN 56.M	Achsstrebe, fest, Molekular Torque rod, fixed, molecular 1x MNR 815 1x MNR 959	80/70 70 80		633 RØ50 <130>	
81 43220 6189	MN 56.L	Achsstrebe, fest, Molekular Torque rod, fixed, molecular 2x MNR 815	70/70 70		614 RØ48 <130>	
81 43220 6190	MN 58.V	Achsstrebe, fest, Molekular Torque rod, fixed, molecular 2x MNR 815	70/70 70		531 RØ48 <130>	
81 43220 6191	=	81 43220 6135 = MN 59.F				
81 43220 6196	MN 59.J	Achsstrebe, fest, Molekular Torque rod, fixed, molecular 2x DR 838	70/70 70		596 RØ48 <130>	
81 43220 6197	MNR 808	Rep.-Satz, Kugelstück, Molekular Repair kit, with pivot pin, molecular	55		●15 <100> ⇒24⇐	
81 43220 6202	MNR 809	Rep.-Satz, Kugelstück, Molekular Repair kit, with pivot pin, molecular	55		●17 <100> ⇒24⇐	
81 43220 6203	MNR 816	Rep.-Satz, Kugelstück, Molekular Repair kit, with pivot pin, molecular	70		●21 <130> ⇒30⇐	

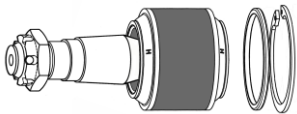
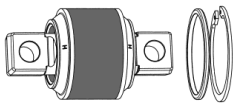

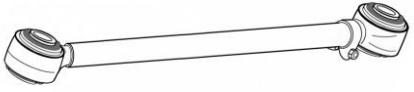
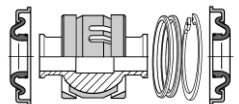



VERGLEICHS-NR. CROSS-REF.-NO.	HEYD-NR.	BENENNUNG DESCRIPTION	GRÖßE BALLØ	KONUS TAPER	LÄNGE LENGTH	BILD FIGURE
81 43220 6204	MNR 959	Rep.-Satz, Kugelhülse Rep.-kit, with ball housing	80			
81 43220 6213	MN 59.K	Achsstrebe, fest, Molekular Torque rod, fixed, molecular	55/55		660 RØ38	
			55	●15	<100>	
			55	●15	<115>	
81 43220 6215	MN 59.G	Lenker Radaufhängung Torque rod, fixed, molecular				
81 43220 6216	MN 59.L	Achsstrebe, fest, Molekular Torque rod, fixed, molecular 2x MNR 809	55/55		540 RØ38	
			55	●17	<100>	
81 43220 6220	MN 59.E	Achsstrebe, fest, Molekular Torque rod, fixed, molecular 1x MNR 859 1x MNR 815	80/70		630 RØ50	
			80	●19	<130>	
			70			
81 43220 6221	=	81 43270 6096 = MN 91.P				
81 43220 6222	MN 54.E	Achsstrebe, fest, Molekular Torque rod, fixed, molecular 2x MNR 811	62/62		941 RØ60	
			62	●17	<115>	
81 43220 6224	MN 54.H	Achsstrebe, fest, Molekular Torque rod, fixed, molecular			330 RØ36	
				K36	<80>	
				●15		
81 43220 6225	=	81 43220 6180 = MN 56.V				
81 43220 6229	=	81 43220 6270 = MN 56.R				

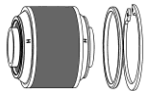
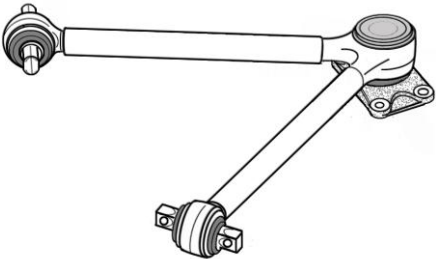
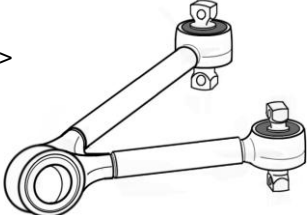
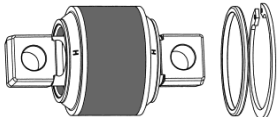
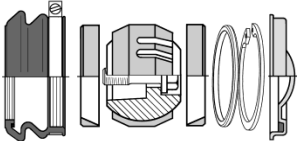
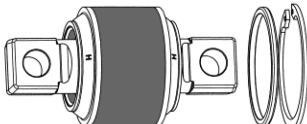
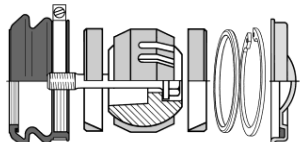
VERGLEICHS-NR. CROSS-REF.-NO.	HEYD-NR.	BENENNUNG DESCRIPTION	GRÖßE BALLØ	KONUS TAPER	LÄNGE LENGTH	BILD FIGURE
81 43220 6236	MN 55.H	Achsstrebe, fest. Torque rod, fixed. 2x MNR 551	65/65 65	●19	566 RØ50 <130>	
81 43220 6236	MN 58.W	Achsstrebe, fest, Molekular Torque rod, fixed, molecular 2x MNR 815 <i>Sonder-Ausführung Molekular Molecular design</i>	70/70 70	●19	566 RØ50 <130>	
81 43220 6241	VVR 856	Rep.-Satz, Kugelstück, Molekular Repair kit, with pivot pin, molecular	80	●21 ⇒35⇐	<130>	
81 43220 6244	MNR 811	Rep.-Satz, Kugelstück, Molekular Repair kit, with pivot pin, molecular	62	●17 ⇒24⇐	<115>	
81 43220 6247	MN 56.N	Achsstrebe, fest. Torque rod, fixed. 1x MNR 754	65/65 65	●23	414 RØ50 <130>	
81 43220 6250	DR 838	Rep.-Satz, Kugelstück, Molekular Rep.- kit, with pivot pin, molecular	70	●19 ⇒24⇐	<130>	
81 43220 6251	=	81 43220 6256 = MN 56.T				
81 43220 6254	=	81 43220 6256 = MN 56.T				
81 43220 6256	MN 56.T	Achsstrebe, fest, Molekular Torque rod, fixed, molecular 2x MNR 912	62/62 62	●23	470 RØ48 <130>	
81 43220 6258	=	81 43220 6279 = MN 56.S				
81 43220 6260	=	81 43220 6222 = MN 54.E				
81 43220 6264	=	81 43220 6279 = MN 56.S				
81 43220 6267	=	81 43220 6236 = MN 55.H				

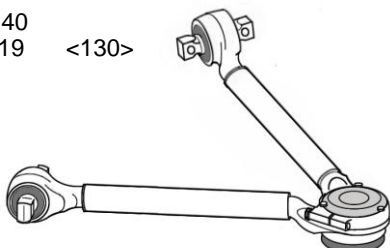
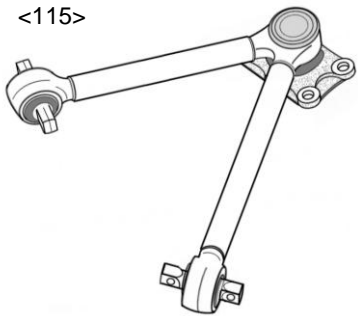
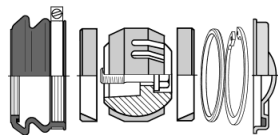
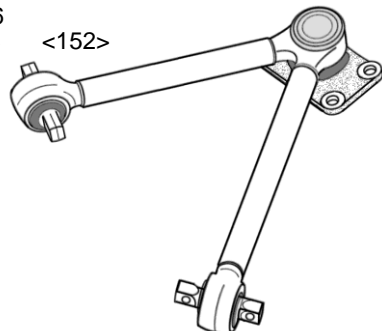
VERGLEICHS-NR. CROSS-REF.-NO.	HEYD-NR.	BENENNUNG DESCRIPTION	GRÖßE BALLØ	KONUS TAPER	LÄNGE LENGTH	BILD FIGURE
81 43220 6268	MN 56.O	Achsstrebe, fest, Molekular Torque rod, fixed, molecular 2x MNR 912	62/62 62		572 RØ52 ●19 <130>	
81 43220 6270	MN 56.R	Achsstrebe, fest, Molekular Torque rod, fixed, molecular 2x MNR 912	62/62 62		572 RØ50 ●19 <130>	
81 43220 6271	MN 56.P	Lenker, Radaufhängung Track Control Arm 4x MNR 935	70 70		572 ●25 <130>	
81 43220 6272	=	81 43220 6236 = MN 55.H				
81 43220 6275	=	81 43220 6279 = MN 56.S				
81 43220 6276	=	81 43220 6183 = MN 58.T				
81 43220 6278	=	81 43220 6279 = MN 56.S				
81 43220 6279	MN 56.S	Achsstrebe, fest, Molekular Torque rod, fixed, molecular 2x MNR 839	70/70 70		622 RØ48 ●19 <130>	
81 43220 6283	=	81 43220 6222 = MN 54.E				
81 43220 6285	MNR 935	Rep.-Satz, Kugelstück, Molekular Repair kit, with pivot pin, molecular	70		●25 <130>	
81 43220 6314	=	81 43220 6271 = MN 56.P				
81 43220 6315	MNR 806	Rep.-Satz, Kugelstück, Molekular Repair kit, with pivot pin, molecular	55		●19 ⇒24⇐ <130>	

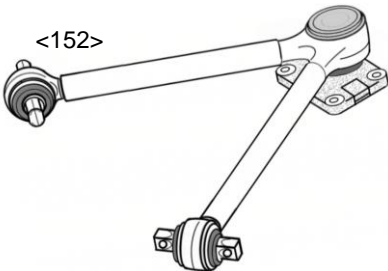
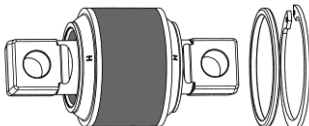
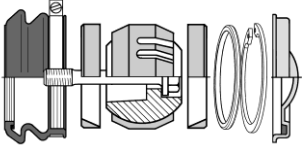
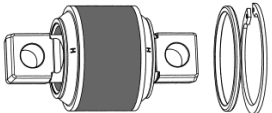
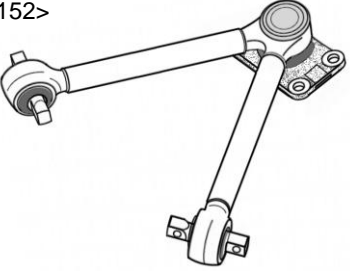
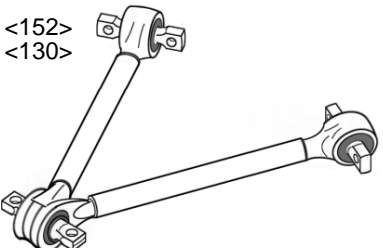
VERGLEICHS-NR. CROSS-REF.-NO.	HEYD-NR.	BENENNUNG DESCRIPTION	GRÖßE BALLØ	KONUS TAPER	LÄNGE LENGTH	BILD FIGURE
81 43220 6319	MN 57.G	Achsstrebe, fest, Molekular Torque rod, fixed, molecular 2x MNR 806	55/55 55	●19	661 RØ40 <130>	
81 43220 6327	=	81 43220 6271 = MN 56.P				
81 43220 9092	=	81 43220 6067 = MN 58.D				
81 43220 9140	=	81 43220 6140 = MN 56.B				
81 43230 6014	=	81 43220 6129 = MN 56.A				
81 43230 6015	=	81 43230 6031 = MN 58.B				
81 43230 6018	=	81 43220 6052 = MN 58.C				
81 43230 6030	=	81 43220 6129 = MN 56.A				
81 43230 6031	MN 58.B	Achsstrebe, fest Torque rod, fixed 2x MNR 551	65/65 65	●19	596 RØ50 <130>	
81 43230 6031	MN 58.BM	Achsstrebe, fest, Molekular Torque rod, fixed, molecular 2x MNR 815 <i>Sonder-Ausführung Molekular Design molecular</i>	70/70 70	●19	596 RØ50 <130>	
81 43230 6037	MN 55.C	Achsstrebe, fest Torque rod, fixed 2x MNR 551	65/65 65	●19	500 RØ50 <130>	
81 43230 6038	=	81 43230 6039 = MN 55.D				
81 43230 6039	MN 55.D	Achsstrebe, 1x verstellbar Torque rod, 1x adjustable 2x MNR 551	65/65 65	●19	755 RØ50 <130>	
81 43230 6040	=	81 43230 6041 = MN 57.P				

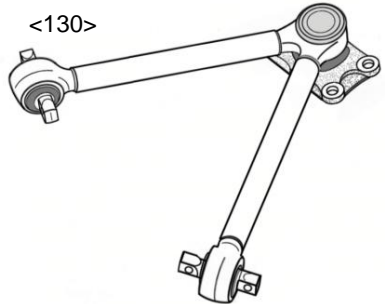
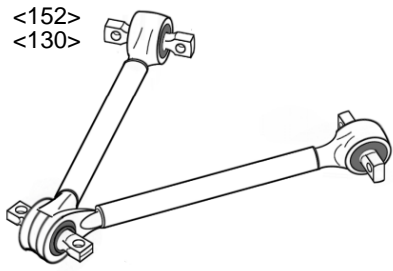
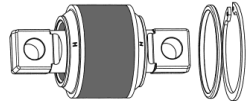
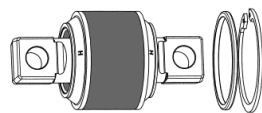
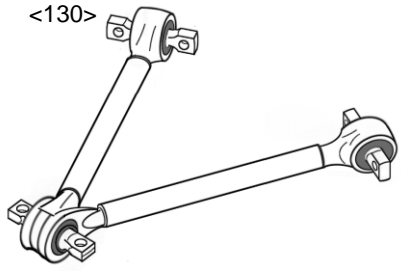
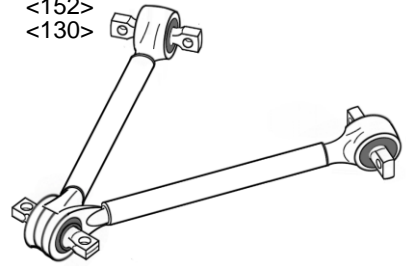
VERGLEICHS-NR. CROSS-REF.-NO.	HEYD-NR.	BENENNUNG DESCRIPTION	GRÖßE BALLØ	KONUS TAPER	LÄNGE LENGTH	BILD FIGURE
81 43230 6041	MN 57.P	Achsstrebe, fest, Molekular Torque rod, fixed, molecular 2x MNR 815	70/70 70	●19	1070 RØ50 <130>	
81 43230 6043	MNR 551	Rep.-Satz, Kugelstück Rep.-kit, with pivot pin	65	●19 ⇒30⇐	<130>	
81 43230 6045	=	81 43230 6041 = MN 57.P				
81 43230 6047	MN 57.S	Achsstrebe, fest, Molekular Torque rod, fixed, molecular 2x MNR 817	70/70 70	●19	1070 RØ60 <130>	
81 43230 6051	MNR 814	Rep.-Satz, Kugelstück, Molekular Rep.- kit, with pivot pin, molecular	62	●17 ⇒24⇐	<115>	
81 43230 6056	MN 57.T	Achsstrebe, fest, Molekular Torque rod, fixed, molecular 2x MNR 817	70/70 70	●19	1053 RØ60 <130>	
81 43230 6057	MN 57.K	Achsstrebe, fest, Molekular Torque rod, fixed, molcular 1x MNR 821 1x MNR 813	70/62 70 62	K48 ●19	972 RØ52 <130>	
81 43230 6058	MN 58.H	Achsstrebe, fest, Molekular Torque rod, fixed, molecular 2x MNR 814	62/62 62	●19	777 RØ46 <115>	

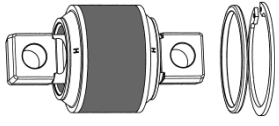
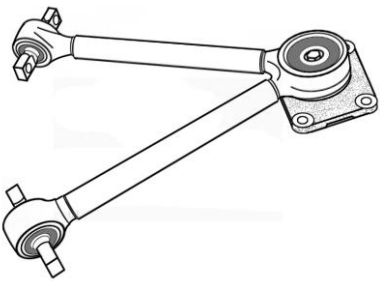
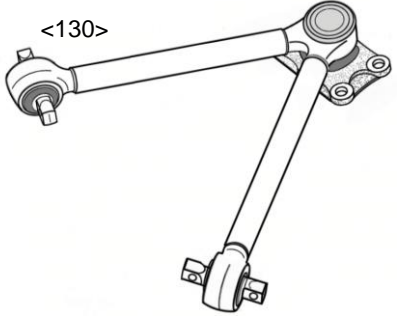
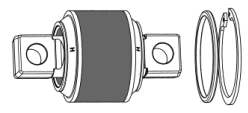
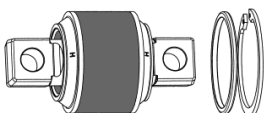
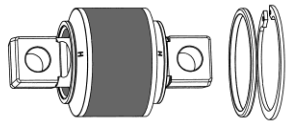
VERGLEICHS-NR. CROSS-REF.-NO.	HEYD-NR.	BENENNUNG DESCRIPTION	GRÖßE BALLØ	KONUS TAPER	LÄNGE LENGTH	BILD FIGURE
81 43230 6060	MNR 821	Rep.-Satz, Kugelzapfen, Molekular Repair kit, with ball pin, Molecular	70	K 48	245	
81 43230 6061	MNR 813	Rep.-Satz, Kugelstück, Molekular Rep.- kit, with pivot pin, molecular.	62	●19 ⇒24⇐	<130>	
81 43230 6062	MN 57.L	Achsstrebe, fest, Molekular Torque rod, fixed, molecular 2x MNR 814	62/62 62		826 RØ60 <115>	
81 43230 9031	=	81 43230 6031 = MN 58.B				
81 43230 6068	=	81 43230 6051 = MNR 814				
81 43250 6007	MN 56.D	Querlenker, 1x verstellbar Control arm, 1x adjustable 1x MNR 560 1x MN 56.DR	40/40 40		840 RØ40	
81 43250 6009	MNR 560	Rep.-Satz, Kugelhülse Rep.-kit, with ball housing	40	●20	60	
81 43250 6011	=	81 43250 6016 = MN 56.G				
81 43250 6012		81 43250 6015 = MN 56.E				
81 43250 6013		81 43250 6015 = MN 56.E				
81 43250 6014	MN 56.F	Querlenker, 1x verstellbar Control arm, 1x adjustable 1x MNR 560 1x MN 56.DR	40/40 40		840 RØ50	
81 43250 6015	MN 56.E	Querlenker, 1x verstellbar Control arm, 1x adjustable 1x MN 56.GR 2x MNR 570	45/45 45		715 RØ52	
81 43250 6016	MN 56.G	Querlenker, 1x verstellbar Control arm, 1x adjustable 1x MN 56.GR 2x MNR 570	45/45 45		880 RØ40	

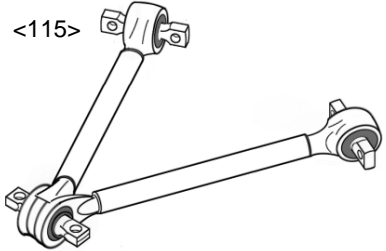
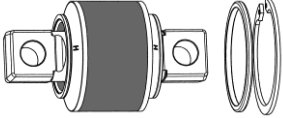
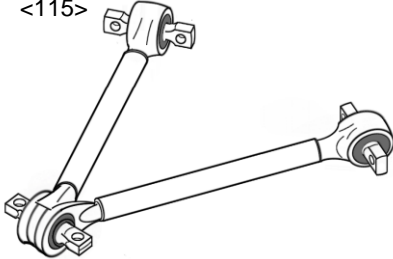
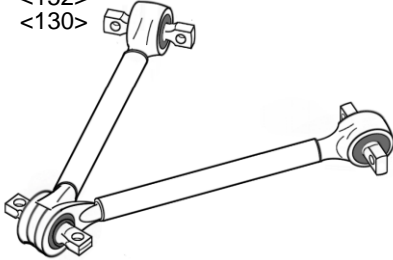
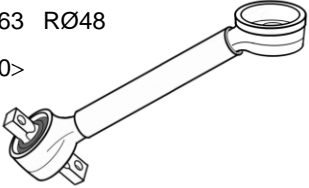
VERGLEICHS-NR. CROSS-REF.-NO.	HEYD-NR.	BENENNUNG DESCRIPTION	GRÖßE BALLØ	KONUS TAPER	LÄNGE LENGTH	BILD FIGURE
81 43250 6017	MNR 570	Rep.-Satz, Kugelhülse Rep.-kit, with ball housing	45			
81 43270 6029	=	81.43270 6050 = MN 91.K				
81 43270 6030	=	81.43270 6078 = MN 91.C				
81 43270 6033	=	81.43270 6050 = MN 91.K				
81 43270 6036	MN 91.G	Dreieckslenker, fest Triangular torque rod, fixed 1x MNR 952 2x MNR 854	80/80 80 80	IK 46 ●23	809 RØ58 <152>	
81 43270 6039		Rep.-Satz für Dreieckslenker Rep.-kit for Triangular torque rod 2x MNR 816	80 80	●21	445 RØ50 <152>	
81 43270 6040	=	81 43270 6045 = DR 816				
81 43270 6042	MNR 817	Rep.-Satz, Kugelstück, Molekular Repair kit, with pivot pin, molecular	70	●19	<130>	
81 43270 6043	MNR 958	Rep.-Satz, Kugelhülse Rep.-kit, with ball housing	80	IK49	59	
81 43270 6045	DR 816	Rep.-Satz, Kugelstück, Molekular Repair kit, with pivot pin, molecular	80	●21 ⇒24⇐	<152>	
81 43270 6047	DR 952	Rep.-Satz, Kugelhülse Rep.-kit, with ball housing.	80	IK40	62	


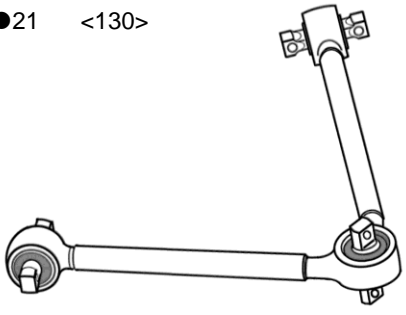
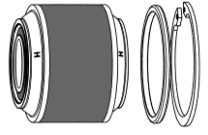
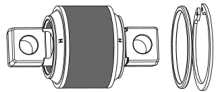
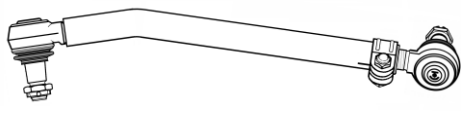
VERGLEICHS-NR. CROSS-REF.-NO.	HEYD-NR.	BENENNUNG DESCRIPTION	GRÖßE BALLØ	KONUS TAPER	LÄNGE LENGTH	BILD FIGURE
81 43270 6050	MN 91.K	Dreieckslenker, fest Triangular torque rod, fixed 1x DR 952 2x MNR 815	80/70 80 70	IK 40 ●19	875 RØ58 <130>	
81 43270 6053	MN 91.F	Dreieckslenker, fest Triangular torque rod, fixed 1x MNR 954 2x MNR 913	65/62 65 62	IK 38 ●19	693 RØ46 <115>	
81 43270 6054	=	81 43270 6078 = MN 91.C				
81 43270 6055	=	81 43270 6078 = MN 91.C				
81 43270 6056	=	81 43270 6077 = MN 91.H				
81 43270 6057	=	81 43270 6078 = MN 91.C				
81 43270 6064		81 43230 6051 = MNR 814				
81 43270 6065	MNR 954	Rep.-Satz, Kugelhülse Rep.-kit, with ball housing.	65	IK38	50	
81 43270 6067	=	81 43270 6077 = MN 91.H				
81 43270 6074	=	81 43270 6078 = MN 91.C				
81 43270 6075	=	81 43270 6077 = MN 91.H				
81 43270 6076	=	81 43270 6078 = MN 91.C				
81 43270 6077	MN 91.H	Dreieckslenker, fest Triangular torque rod, fixed 1x MNR 952 2x MNR 818	80/80 80 80	IK 46 ●23	627 RØ58 <152>	



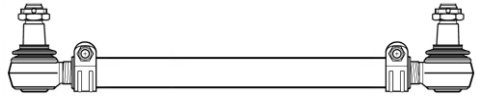



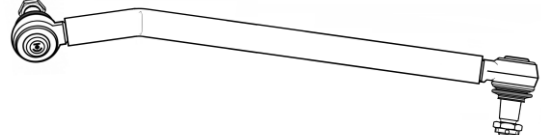
VERGLEICHS-NR. CROSS-REF.-NO.	HEYD-NR.	BENENNUNG DESCRIPTION	GRÖßE BALLØ	KONUS TAPER	LÄNGE LENGTH	BILD FIGURE
81 43270 6078	MN 91.C	Dreieckslenker, fest Triangular torque rod, fixed 1x MNR 952 2x MNR 854	80/80 80 80	IK46 ●23	627 RØ58 <152>	
81 43270 6079	MNR 818	Rep.-Satz, Kugelstück, Molekular Repair kit, with pivot pin, molecular.	80	●23 ⇒24⇐	<152>	
81 43270 6080	MNR 956	Rep.-Satz, Kugelhülse Rep.-kit, with ball housing Ersetz durch VVR 952	80	IK46		
81 43270 6081	=	81 43270 6077 = MN 91.H				
81 43270 6087	=	81 43270 6095 = MN 92.D				
81 43270 6088	=	81 43270 6095 = MN 92.D				
81 43270 6091	MNR 913	Rep.-Satz, Kugelstück, Molekular Repair kit, with pivot pin, molecular	62	●19 ⇒24⇐	<115>	
81 43270 6093	MN 91.N	Dreieckslenker, fest Triangular torque rod, fixed 1x MNR 952 2x MNR 818	80/80 80 80	IK 46 ●23	627 RØ58 <152>	
81 43270 6094	=	81 43270 6095 = MN 92.D				
81 43270 6095	MN 92.D	Dreieckslenker, fest Triangular torque rod, fixed 1x NNR 818 2x DR 833	80/70 80 70	●23 ●25	627 RØ48 <152> <130>	

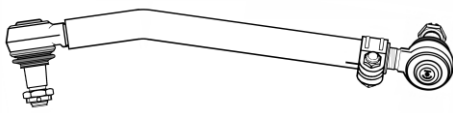


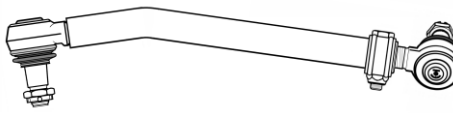
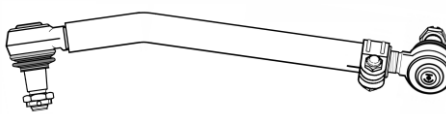

VERGLEICHS-NR. CROSS-REF.-NO.	HEYD-NR.	BENENNUNG DESCRIPTION	GRÖßE BALLØ	KONUS TAPER	LÄNGE LENGTH	BILD FIGURE
81 43270 6096	MN 91.P	Dreieckslenker, fest Triangular torque rod, fixed 1x MNR 952 2x DR 833	80/70 80 70	IK46 ●25	627 RØ48 <130>	
81 43270 6097	MN 92.E	Dreieckslenker, fest Triangular torque rod, fixed	70/62 70 62	●25 ●23	627 RØ48 <152> <130>	
81 43270 6100	MNR 911	Rep.-Satz, Kugelstück, Molekular Repair kit, with pivot pin, molecular.	62	●23	<152>	
81 43270 6101	MNR 920	Rep.-Satz, Kugelstück, Molekular Rep.- kit, with pivot pin, molecular.	70	●25	<152>	
81 43270 6102	MN 92.P	Dreieckslenker, fest Triangular torque rod, fixed 1X DR 833	70/70 70 70	●25 ●23	523 RØ48 <130> <130>	
81 43270 6103	MN 92.K	Dreieckslenker, fest Triangular torque rod, fixed 2X MNR 912	70/62 70 62	●25 ●19	523 RØ48 <152> <130>	








VERGLEICHS-NR. CROSS-REF.-NO.	HEYD-NR.	BENENNUNG DESCRIPTION	GRÖßE BALLØ	KONUS TAPER	LÄNGE LENGTH	BILD FIGURE
81 43270 6105	DR 833	Rep.-Satz, Kugelstück, Molekular Rep.- kit, with pivot pin, molecular	70	●25 ⇒24⇐	<130>	
81 43270 6106	=	81 43270 6102 = MN 92.P				
81 43270 6107	=	81 43270 6112 = MN 92.H				
81 43270 6108	=	81 43270 6102 = MN 92.P				
81 43270 6112	MN 92.H	Dreieckslenker, fest Triangular torque rod, fixed	80/70		627 RØ48	
			80 70	●25	<152>	
81 43270 6113	=	81 43 270 6097 = MN 92.E				
81 43270 6114	=	81 43 270 6096 = MN 91.P				
81 43270 6116	=	81 43270 6137 = MN 92.F				
81 43270 6117	MN 92.G	Dreieckslenker, fest Triangular torque rod, fixed 1x MNR 952 2x DR 833	80/70		627 RØ58	
			80 70	IK46 ●25	<130>	
81 43270 6119	SCR 813	Rep.-Satz, Kugelstück, Molekular Rep.-kit, with bush pivot pin, molecular	62	●19 ⇒24⇐	<115>	
81 43270 6126	DR 824	Rep.-Satz, Kugelstück, Molekular Repair kit, with pivot pin, molecular.	70	●23 ⇒24⇐	<130>	
81 43270 6127	DR 839	Rep.-Satz, Kugelstück, Molekular Repair kit, with pivot pin, molecular.	70	●19 ⇒30⇐	<130>	








VERGLEICHS-NR. CROSS-REF.-NO.	HEYD-NR.	BENENNUNG DESCRIPTION	GRÖßE BALLØ	KONUS TAPER	LÄNGE LENGTH	BILD FIGURE
81 43270 6129	MN 92.N	Dreieckslenker, fest Triangular torque rod, fixed 2x DR 833	70/62 70 62	 ●15	642,7 RØ58 <115>	
81 43270 6130	=	81 43270 6129 = MN 92.N				
81 43270 6131	=	81 43270 6129 = MN 92.N				
81 43270 6133	MNR 936	Rep.-Satz, Kugelstück, Molekular Repair kit, with pivot pin, molecular.	70	●21	<130>	
81 43270 6136	MN 92.K	Dreieckslenker, fest Triangular torque rod, fixed	70/70 70 70	 ●25 ●23	642,7 RØ48 <152> <115>	
81 43270 6137	MN 92.F	Dreieckslenker, fest Triangular torque rod, fixed 2x DR 833	80/70 80 70	 ●25 ●25	627 RØ48 <152> <130>	
81 43270 6145	=	82 43270 6005 = MN 93.A				
81 43270 6146	=	82 43270 6005 = MN 93.A				
81 43270 9053	=	81 43270 6053 = MN 91.F				
81 43270 9077	=	81 43270 6077 = MN 91.H				
81 43315 6033	MN 54.A	Achsstrebe, fest, unten Torque rod, fixed 1x MNR 816	70 70	 ●21	763 RØ48 <130>	

VERGLEICHS-NR. CROSS-REF.-NO.	HEYD-NR.	BENENNUNG DESCRIPTION	GRÖßE BALLØ	KONUS TAPER	LÄNGE LENGTH	BILD FIGURE
81 43315 6034	MN 54.B	Achsstrebe, fest, oben Torque rod, fixed 1x MNR 816	70 70	●21	415 <130>	
81 43315 6037	MN 93.B	Dreieckslenker, fest Triangular torque rod, fixed 2x MNR 936	80/70 70	●21	782 <130>	
81 43315 6040	MNR 960	Molekular Lagerung, Molecular Bearing	80	●44		
81 43718 6009	MNR 810	Rep.-Satz, Kugelstück, Molekular Repair kit, with pivot pin, Molecular	45	●15 ⇒20⇐	<90>	
81 46610 6043	=	81 46610 6785 = MN 61.04				
81 46610 6058	=	81 46610 6138 = MN 53.10				
81 46610 6062	=	81 46610 6134 = MN 53.06				
81 46610 6087	=	81 46610 6134 = MN 53.06				
81 46610 6088	=	81 46610 6288 = MN 52.09				
81 46610 6087	=	81 46610 6134 = MN 53.06				
81 46610 6097	=	81 46610 6290 = MN 65.02				
81 46610 6098	=	81 46610 6289 = MN 52.08				
81 46610 6104	=	88 46610 6003 = MN 62.18				
81 46610 6112	=	81 46610 6138 = MN 53.10				
81 46610 6113	=	81 46610 6134 = MN 53.06				
81 46610 6129	MN 58.09	Lenkstange, 1x verstellbar Drag link, 1x adjustable 1x MN 60.24 M30x1,5 RH	40	K30	810 RØ40	






VERGLEICHS-NR. CROSS-REF.-NO.	HEYD-NR.	BENENNUNG DESCRIPTION	GRÖÖE BALLØ	KONUS TAPER	LÄNGE LENGTH	BILD FIGURE
81 46610 6134	MN 53.06	Lenkstange, 1x verstellbar Drag link, 1x adjustable 1x MN 60.24 M30x1,5 RH	40	K30	845 RØ40	
81 46610 6138	MN 53.10	Lenkstange, 1x verstellbar Drag link, 1x adjustable 1x MN 60.25 M30x1,5 RH	40	K26	747 RØ40	
81 46610 6158	MN 54.30	Lenkstange, 2x verstellbar Drag link, 2x adjustable 1x MN 60.22 M30x1,5 RH 1x MN 60.21 M30x1,5 LH	40	K30	785 RØ40	
81 46610 6159	=	81 46710 6319 = MN 56.06				
81 46610 6061	=	81 46610 6654 = MN 54.08				
81 46610 6163	=	81 46610 6440 = MN 52.30				
81 46610 6167	MN 54.06	Lenkstange, 1x verstellbar Drag link, 1x adjustable 1x MN 60.24 M30x1,5 RH	40	K30	805 RØ48	
81 46610 6169	=	81 46610 6499 = MN 55.09				
81 46610 6170	=	81 46610 6500 = MN 59.16				
81 46610 6180	=	81 46610 6442 = MN 55.07				
81 46610 6200	=	81 46710 6319 = MN 56.06				
81 46610 6207	=	81 46610 6238 = MN 54.03				
81 46610 6238	MN 54.03	Lenkstange, 1x verstellbar Drag link, 1x adjustable 1x MN 60.24 M30x1,5 RH	40	K30	1500 RØ50	
81 46610 6241	MN 54.01	Lenkstange, 1x verstellbar Drag link, 1x adjustable 1x MN 60.29 M30x1,5 RH	35	K26	940 RØ40	
81 46610 6266	MN 54.31	Lenkstange, 1x verstellbar Drag link, 1x adjustable	40	K30	1319 RØ40	







VERGLEICHS-NR. CROSS-REF.-NO.	HEYD-NR.	BENENNUNG DESCRIPTION	GRÖßE BALLØ	KONUS TAPER	LÄNGE LENGTH	BILD FIGURE
81 46610 6275	=	81 46710 6319 = MN 56.06				
81 46610 6276	MN 58.03	Lenkstange, 1x verstellbar Drag link, 1x adjustable 1x MN 60.24 M30x1,5 RH	40	K30	720 RØ40	
81 46610 6280	MN 58.04	Lenkstange, 1x verstellbar Drag link, 1x adjustable 1x MN 60.24 M30x1,5 RH	40	K30	815 RØ48	
81 46610 6281	=	81 46610 6304 = MN 52.15				
81 46610 6288	MN 52.09	Lenkstange, 1x verstellbar Drag link, 1x adjustable 1x MN 60.24 M30x1,5 RH	40/40	K26/30	800 RØ40	
81 46610 6289	MN 52.08	Lenkstange, 1x verstellbar Drag link, 1x adjustable 1x MN 60.24 M30x1,5 RH	40	K30	866 RØ40	
81 46610 6290	MN 65.02	Lenkstange, 1x verstellbar Drag link, 1x adjustable 1x MN 60.25 M30x1,5 RH	40	K26	814 RØ40	
81 46610 6292	=	81 46610 6614 = MN 53.18				
81 46610 6293	MN 52.13	Lenkstange, 1x verstellbar Drag link, 1x adjustable 1x MN 60.29 M30x1,5 RH	40/35	K26	815 RØ40	
81 46610 6294	MN 52.14	Lenkstange, 1x verstellbar Drag link, 1x adjustable 1x MN 60.29 M30x1,5 RH	35	K26	716 RØ40	
81 46610 6295	MN 53.19	Lenkstange, 1x verstellbar RHD Drag link, 1x adjustable 1x MN 60.29 M30x1,5 RH	35	K26	735	
81 46610 6300	=	81 46610 6304 = MN 52.15				
81 46610 6301	=	81 46610 6305 = MN 52.16				
81 46610 6303	=	81 46610 6304 = MN 52.15				





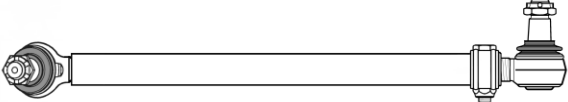
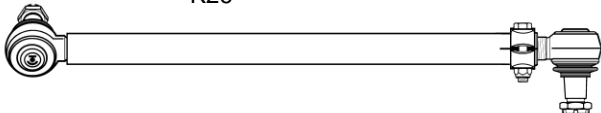
VERGLEICHS-NR. CROSS-REF.-NO.	HEYD-NR.	BENENNUNG DESCRIPTION	GRÖÖE BALLØ	KONUS TAPER	LÄNGE LENGTH	BILD FIGURE
81 46610 6304	MN 52.15	Lenkstange, 1x verstellbar Drag link, 1x adjustable 1x MN 61.23 M24x1,5 RH	30/27	K20	785 RØ30	
81 46610 6305	MN 52.16	Lenkstange, 1x verstellbar Drag link, 1x adjustable 1x MN 61.25 M28x1,5 RH	30	K22	785 RØ34	
81 46610 6313	MN 58.06	Lenkstange, 1x verstellbar Drag link, 1x adjustable 1x MN 60.24 M30x1,5 RH	40	K30	895 RØ52	
81 46610 6317	=	81 46710 6319 = MN 56.06				
81 46610 6321	=	81 46610 6590 = MN 55.18				
81 46610 6322	=	81 46610 6590 = MN 55.18				
81 46610 6326	MN 58.11 	Lenkstange, 1x verstellbar Drag link, 1x adjustable 1x MN 60.24 M30x1,5 RH	40	K30	920 RØ40	
81 46610 6327	=	81 46610 6304 = MN 52.15				
81 46610 6328	=	81 46610 6305 = MN 52.16				
81 46610 6329	=	81 46610 6304 = MN 52.15				
81 46610 6333	=	81 46610 6721 = MN 58.07				
81 46610 6334	=	81 46610 6721 = MN 58.07				
81 46610 6348	MN 58.18	Lenkstange, 2x verstellbar Drag link, 2x adjustable 1x MN 60.24 M30x1,5 RH 1x MN 60.23 M30x1,5 LH	40	K30	770 RØ40	
81 46610 6354	=	81 46610 6721 = MN 58.07				
81 46610 6355	=	81 46610 6721 = MN 58.07				
81 46610 6360	=	81 46610 6721 = MN 58.07				
81 46610 6361	=	81 46610 6721 = MN 58.07				
81 46610 6374	MN 58.19	Lenkstange, 2x verstellbar Drag link, 2x adjustable 1x MN 60.24 M30x1,5 RH 1x MN 60.23 M30x1,5 LH	40	K30	1050 RØ42	
81 46610 6375	=	81 46610 6684 = MN 54.19				




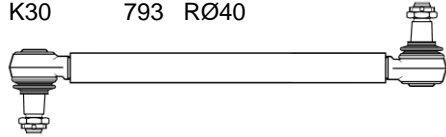

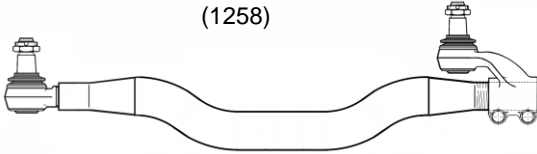


VERGLEICHS-NR. CROSS-REF.-NO.	HEYD-NR.	BENENNUNG DESCRIPTION	GRÖßE BALLØ	KONUS TAPER	LÄNGE LENGTH	BILD FIGURE
81 46610 6376	MN 58.12	Lenkstange, 1x verstellbar Drag link, 1x adjustable 1x MN 60.24 M30x1,5 RH	40	K30	1400 RØ42	
81 46610 6378	=	81 46610 6440 = MN 52.30				
81 46610 6379	=	81 46610 6441 MN 55.02				
81 46610 6412	MN 65.06	Lenkstange, 1x verstellbar Drag link, 1x adjustable 1x MN 60.25 M30x1,5 RH	40	K26	415 RØ36	
81 46610 6414	MN 59.14	Lenkstange, 1x verstellbar Drag link, 1x adjustable 1x MN 60.29 M30x1,5 RH	35	K26	931 RØ40	
81 46610 6416	=	81 46610 6590 = MN 55.18				
81 46610 6424	=	81 46610 6614 = MN 53.18				
81 46610 6425	=	81 46610 6597 = MN 53.14				
81 46610 6432	=	81 46610 6614 = MN 53.18				
81 46610 6434	=	81 46610 6614 = MN 53.18				
81 46610 6436	=	81 46610 6597 = MN 53.14				
81 46610 6437	=	81 46610 6614 = MN 53.18				
81 46610 6438	MN 59.10	Lenkstange, 1x verstellbar Drag link, 1x adjustable 1x MN 60.29 M30x1,5 RH	35	K26	971 RØ40	
81 46610 6440	MN 52.30	Lenkstange, 2x verstellbar Drag link, 2x adjustable 1x MN 60.22 M30x1,5 RH 1x MN 60.21 M30x1,5 LH	40	K30	445 RØ40	
81 46610 6441	MN 55.02	Lenkstange, 2x verstellbar Drag link, 2x adjustable 1x MN 60.22 M30x1,5 RH 1x MN 60.21 M30x1,5 LH	40	K30	800 RØ40	
81 46610 6442	MN 55.07	Lenkstange, 2x verstellbar Drag link, 2x adjustable 1x MN 60.22 M30x1,5 RH 1x MN 60.21 M30x1,5 LH	40	K30	1606 RØ52	





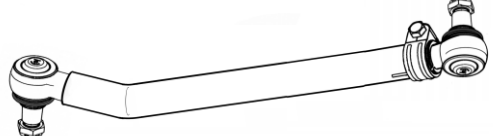


 Auslaufartikel
Article to be discontinued








VERGLEICHS-NR. CROSS-REF.-NO.	HEYD-NR.	BENENNUNG DESCRIPTION	GRÖßE BALLØ	KONUS TAPER	LÄNGE LENGTH	BILD FIGURE
81 46610 6443	=	81 46710 6279 = MN 58.02				
81 46610 6444	MN 55.03	Lenkstange, fest Drag link, fixed	40	K30	1180 RØ60	
81 46610 6485	=	81 46610 6444 = MN 55.03				
81 46610 6487	=	81 46610 6444 = MN 55.03				
81 46610 6493	MN 59.25	Lenkstange, 1x verstellbar Drag link, 1x adjustable 1x MN 60.22 M30x1,5 RH	40	K30	837 RØ40	
81 46610 6499	MN 55.09	Lenkstange, 1x verstellbar Drag link, 1x adjustable 1x MN 60.24 M30x1,5 RH	40	K30	1520 RØ50	
81 46610 6500	MN 59.16	Lenkstange, 1x verstellbar Drag link, 1x adjustable 1x MN 60.24 M30x1,5 RH	40	K30	800 RØ40	
81 46610 6502	MN 59.21	Lenkstange, 1x verstellbar Drag link, 1x adjustable 1x MN 60.24 M30x1,5 RH	40	K30	1260 RØ48	
81 46610 6509	=	81 46610 6590 = MN 55.18				
81 46610 6513	=	81 46610 6614 = MN 53.18				
81 46610 6515	=	81 46610 6597 = MN 53.14				
81 46610 6527	=	81 46610 6590 = MN 55.18				
81 46610 6537	=	81 46610 6614 = MN 53.18				
81 46610 6538	=	81 46610 6597 = MN 53.14				
81 46610 6548	MN 55.12	Lenkstange, 1x verstellbar Drag link, 1x adjustable 1x MN 60.24 M30x1,5 RH	40	K30	610 RØ40	
81 46610 6565	=	81 46610 6567 = MN 52.19				







VERGLEICHS-NR. CROSS-REF.-NO.	HEYD-NR.	BENENNUNG DESCRIPTION	GRÖßE BALLØ	KONUS TAPER	LÄNGE LENGTH	BILD FIGURE
81 46610 6567	MN 52.19	Lenkstange, 2x verstellbar Drag link, 2x adjustable 1x MN 60.24 M30x1,5 RH 1x MN 60.23 M30x1,5 LH	40	K30	912 RØ40	
81 46610 6569	=	81 46610 6567 = MN 52.19				
81 46610 6572	=	81 46610 6573 = MN 55.15				
81 46610 6573	MN 55.15	Lenkstange, 1x verstellbar Drag link, 1x adjustable 1x MN 60.24 M30x1,5 RH	40	K30	1000 RØ38	
81 46610 6574	=	81 46610 6573 = MN 55.15				
81 46610 6575	=	81 46610 6623 = MN 54.16				
81 46610 6576	=	81 46610 6623 = MN 54.16				
81 46610 6577	=	81 46610 6623 = MN 54.16				
81 46610 6578	=	81 46610 6798 = MN 61.06				
81 46610 6579	MN 53.15	Lenkstange, 2x verstellbar Drag link, 2x adjustable 1x MN 60.22 M30x1,5 RH 1x MN 60.21 M30x1,5 LH	40	K30	1530 RØ52	
81 46610 6584	MN 55.16	Lenkstange, 1x verstellbar Drag link, 1x adjustable 1x MN 60.24 M30x1,5 RH	40	K30	870 RØ40	
81 46610 6587	=	81 46610 6500 = MN 59.16				
81 46610 6590	MN 55.18	Lenkstange, 2x verstellbar Drag link, 2x adjustable 1x MN 60.24 M30x1,5 RH 1x MN 60.23 M30x1,5 L''	40	K30	1793 RØ52	
81 46610 6596	=	81 46610 6614 = MN 53.18				
81 46610 6597	MN 53.14	Lenkstange, 2x verstellbar Drag link, 2x adjustable 1x MN 60.24 M30x1,5 RH 1x MN 60.23 M30x1,5 LH	40	K30	1780 RØ50	


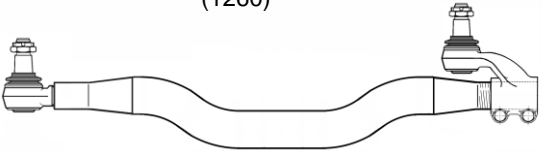
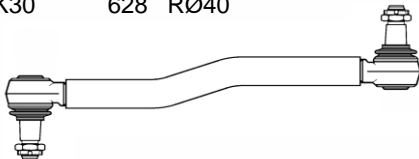


VERGLEICHS-NR. CROSS-REF.-NO.	HEYD-NR.	BENENNUNG DESCRIPTION	GRÖßE BALLØ	KONUS TAPER	LÄNGE LENGTH	BILD FIGURE
81 46610 6601	=	81 46610 6500 = MN 59.16				
81 46610 6603	MN 54.11	Lenkstange, 1x verstellbar Drag link, 1x adjustable 1x MN 60.24 M30x1,5 RH	40	K30	1735 RØ50	
81 46610 6604	MN 54.12	Lenkstange, 1x verstellbar Drag link, 1x adjustable 1x MN 60.24 M30x1,5 RH	40	K30	890 RØ40	
81 46610 6613	=	81 46610 6590 = MN 55.18				
81 46610 6614	MN 53.18	Lenkstange, 2x verstellbar Drag link, 2x adjustable 1x MN 60.24 M30x1,5 RH 1x MN 60.23 M30x1,5 LH	40	K30	1922 RØ50	
81 46610 6615	=	81 46610 6597 = MN 53.14				
81 46610 6621	=	81 46610 6567 = MN 52.19				
81 46610 6623	MN 54.16	Lenkstange, 2x verstellbar Drag link, 2x adjustable 1x MN 60.24 M30x1,5 RH 1x MN 60.23 M30x1,5 LH	40	K30	1935 RØ50	
81 46610 6632	=	81 46610 6590 = MN 55.18				
81 46610 6634	=	81 46610 6597 = MN 53.14				
81 46610 6635	=	81 46610 6614 = MN 53.18				
81 46610 6639	=	81 46610 6567 = MN 52.19				
81 46610 6641	=	81 46610 6623 = MN 54.16				
81 46610 6648	MN 58.50	Lenkstange, 1x verstellbar Drag link, 1x adjustable 1x MN 60.24 M30x1,5 RH	40	K30	1145 RØ50	
81 46610 6649	=	81 46610 6671 = MN 56.13				
81 46610 6651	=	81 46610 6671 = MN 56.13				
81 46610 6654	MN 54.08	Lenkstange, 1x verstellbar Drag link, 1x adjustable 1x MN 60.24 M30x1,5 RH	40	K30 K26	1375 RØ40	

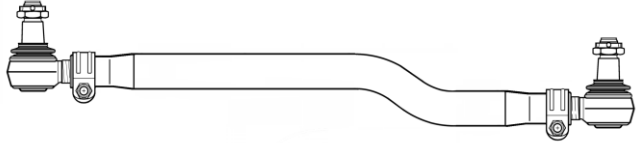




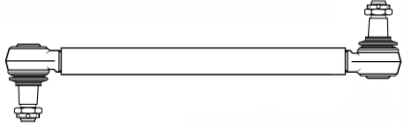
VERGLEICHS-NR. CROSS-REF.-NO.	HEYD-NR.	BENENNUNG DESCRIPTION	GRÖßE BALLØ	KONUS TAPER	LÄNGE LENGTH	BILD FIGURE
81 46610 6656	MN 54.10	Lenkstange, 1x verstellbar Drag link, 1x adjustable 1x MN 60.24 M30x1,5 RH	40	K30	1070 RØ48	
81 46610 6659	=	81 46610 6656 = MN 54.10				
81 46610 6660	MN 54.20	Lenkstange, 1x verstellbar Drag link, 1x adjustable 1x MN 60.24 M30x1,5 RH	40	K30	1000 RØ40	
81 46610 6661	MN 54.21	Lenkstange, 1x verstellbar Drag link, 1x adjustable 1x MN 60.29 M30x1,5 RH	35	K26	1030 RØ42	
81 46610 6663	=	81 46610 6661 = MN 54.21				
81 46610 6665	=	81 46610 6661 = MN 54.21				
81 46610 6670	=	81 46610 6671 = MN 56.13				
81 46610 6671	MN 56.13	Lenkstange, fest Drag link, fixed	40	K30	793 RØ40	
81 46610 6672	=	81 46610 6671 = MN 56.13				
81 46610 6680	MN 54.18	Lenkstange, 2x verstellbar Drag link, 2x adjustable 1x MN 60.24 M30x1,5 RH 1x MN 60.23 M30x1,5 LH	40	K30	1332 RØ50	
81 46610 6684	MN 54.19	Lenkstange, 1x verstellbar Drag link, 1x adjustable 1x MN 62.23 M52x1,5# RH	40	K30	1066 RØ60 (1258)	
81 46610 6687	MN 56.11	Lenkstange, fest Drag link, fixed	40	K30	905 RØ60	
81 46610 6691	MN 57.31	Lenkstange, 1x verstellbar Drag link, 1x adjustable 1x MN 60.22 M30x1,5 RH	40	K30	1060 RØ52	







VERGLEICHS-NR. CROSS-REF.-NO.	HEYD-NR.	BENENNUNG DESCRIPTION	GRÖßE BALLØ	KONUS TAPER	LÄNGE LENGTH	BILD FIGURE
81 46610 6692	=	85 46610 6151 = MN 62.62				
81 46610 6693	=	85 46610 6151 = MN 62.62				
81 46610 6695	=	85 46610 6151 = MN 62.62				
81 46610 6696	MN 56.15	Lenkstange, 1x verstellbar Drag link, 1x adjustable 1x MN 60.29 M30x1,5 RH	35	K26	865 RØ36	
81 46610 6708	MN 56.16	Lenkstange, 1x verstellbar Drag link, 1x adjustable 1x MN 60.24 M30x1,5 RH	40	K30	905 RØ52	
81 46610 6711	=	81 46610 6785 = MN 61.04				
81 46610 6712	MN 56.19	Lenkstange, 2x verstellbar Drag link, 2x adjustable 1x MN 60.24 M30x1,5 RH 1x MN 60.23 M30x1,5 LH	40	K30	1386 RØ50	
81 46610 6716	MN 56.17	Lenkstange, 1x verstellbar Drag link, 1x adjustable 1x MN 60.24 M30x1,5 RH	40	K30	755 RØ48	
81 46610 6717	MN 56.18	Lenkstange, 1x verstellbar RHD Drag link, 1x adjustable 1x MN 60.24 M30x1,5 RH	40	K30	755 RØ48	
81 46610 6720	MN 56.12	Lenkstange, 2x verstellbar Drag link, 2x adjustable 1x MN 60.24 M30x1,5 RH 1x MN 60.23 M30x1,5 LH	40	K30	1406 RØ50	
81 46610 6721	MN 58.07	Lenkstange, 1x verstellbar Drag link, 1x adjustable 1x MN 63.24 M30x1,5 RH	40	K30	1040 RØ48	


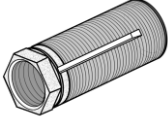


VERGLEICHS-NR. CROSS-REF.-NO.	HEYD-NR.	BENENNUNG DESCRIPTION	GRÖßE BALLØ	KONUS TAPER	LÄNGE LENGTH	BILD FIGURE
81 46610 6722	=	81 46610 6721 = MN 58.07				
81 46610 6723	=	81 46610 6721 = MN 58.07				
81 46610 6725	MN 57.11	Ersetzt durch: MN 62.50 Substituted by: MN 62.50				
81 46610 6726	MN 57.12	Lenkstange, fest Drag link, fixed	40	K30	1458 RØ48	
81 46610 6727	MN 57.13	Lenkstange, 1x verstellbar Drag link, 1x adjustable 1x MN 60.24 M30x1,5 RH	40	K30	1458 RØ62	
81 46610 6735	=	81 46610 6614 = MN 53.18				
81 46610 6743	=	81 46610 6614 = MN 53.18				
81 46610 6753	=	85 46610 6104 = MN 57.15				
81 46610 6754	=	85 46610 6104 = MN 57.15				
81 46610 6756	MN 57.16	Lenkstange, fest Drag link, fixed	40	K30	921 RØ60	
81 46610 6758	MN 57.17 	Lenkstange, 1x verstellbar Drag link, 1x adjustable 1x MN 60.24 M30x1,5 RH	40	K30	1010 RØ48	
81 46610 6759	=	81 46610 6793 = MN 61.55				
81 46610 6761	MN 57.18	Lenkstange, fest Drag link, fixed	40	K30	687 RØ48	
81 46610 6767	MN 61.02	Lenkstange, 2x verstellbar Drag link, 2x adjustable 1x MN 60.24 M30x1,5 RH 1x MN 60.23 M30x1,5 LH	40	K30	900 RØ42	
81 46610 6768	=	81 46610 6767 = MN 61.02				
81 46610 6779	MN 61.15	Lenkstange, 1x verstellbar Drag link, 1x adjustable 1x MN 63.24 M30x1,5 RH	40	K30	1060 RØ48	



VERGLEICHS-NR. CROSS-REF.-NO.	HEYD-NR.	BENENNUNG DESCRIPTION	GRÖßE BALLØ	KONUS TAPER	LÄNGE LENGTH	BILD FIGURE
81 46610 6780	=	81 46610 6079 = MN 61.15				
81 46610 6782	=	81 46610 6079 = MN 61.15				
81 46610 6784	MN 61.03	Lenkstange, fest Drag link, fixed	40	K30	1587 RØ48	
81 46610 6785	MN 61.04	Lenkstange, 1x verstellbar Drag link, 1x adjustable 1x MN 60.24 M30x1,5 RH	40	K30	1059 RØ52	
81 46610 6790	MN 61.05	Lenkstange, fest Drag link, fixed	40	K30	1749 RØ50	
81 46610 6791	=	81 46610 6790 = MN 61.05				
81 46610 6792	=	81 46610 6793 = MN 61.55				
81 46610 6793	MN 61.55	Lenkstange, fest Drag link, fixed	40	K30	2687 RØ60	
81 46610 6794	=	81 46611 6085 = MN 61.39				
81 46610 6796	=	81 46610 6793 = MN 61.55				
81 46610 6798	MN 61.06	Lenkstange, 2x verstellbar Drag link, 2x adjustable 1x MN 60.24 M30x1,5 RH 1x MN 60.23 M30x1,5 LH	40	K30	755 RØ40	
81 46610 6803	MN 61.46	Lenkstange, 1x verstellbar Drag link, 1x adjustable 1x MN 60.29 M30x1,5 RH	40	K26/	1340 RØ40	
81 46610 6876	=	81 46610 6798 = MN 61.06				
81 46610 7034	=	81 46610 6290 = MN 65.02				
81 46610 7068	=	81 46610 6412 = MN 65.06				





VERGLEICHS-NR. CROSS-REF.-NO.	HEYD-NR.	BENENNUNG DESCRIPTION	GRÖßE BALLØ	KONUS TAPER	LÄNGE LENGTH	BILD FIGURE
81 46611 6004	MN 61.45	Lenkstange, 1x verstellbar Drag link, 1x adjustable 1x MN 60.22 M30x1,5 RH	40	K30	1063 RØ42	
81 46611 6005	=	81 46611 6004 = MN 61.45				
81 46611 6006	=	81 46610 6656 = MN 54.10				
81 46611 6014	=	81 46610 6767 = MN 61.02				
81 46611 6013	=	81 46610 6691 = MN 57.31				
81 46611 6016	MN 61.07	Lenkstange, 1x verstellbar Drag link, 1x adjustable 1x MN 63.23 M52x1,5# RH	40	K30	1066 RØ60 (1260)	
81 46611 6019	=	81 46610 6374 = MN 58.19				
81 46611 6044	=	81 46611 6085 = MN 61.39				
81 46611 6045	MN 61.18	Lenkstange, fest Drag link, fixed	40	K30	628 RØ40	
81 46611 6056	MN 61.33	Lenkstange, fest Drag link, fixed	35	K26	765 RØ40	
81 46611 6057	MN 57.32	Lenkstange, 2x verstellbar Drag link, 2x adjustable 1x MN 60.24 M30x1,5 RH 1x MN 60.23 M30x1,5 LH	40	K30	667 RØ40	
81 46611 6059	=	81 46611 6167 = MN 61.44				
81 46611 6063	=	81 46610 6313 = MN 58.06				
81 46611 6064	=	81 46710 6319 = MN 56.06				
81 46611 6065	=	81 46610 6548 = MN 55.12				
81 46611 6067	=	81 46610 6708 = MN 56.16				
81 46611 6068	=	81 46610 6716 = MN 56.17				


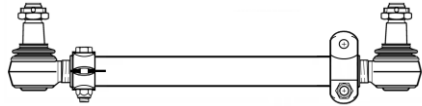
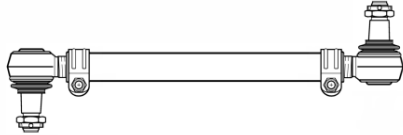




VERGLEICHS-NR. CROSS-REF.-NO.	HEYD-NR.	BENENNUNG DESCRIPTION	GRÖÖE BALLØ	KONUS TAPER	LÄNGE LENGTH	BILD FIGURE
81 46611 6075	MN 61.20	Lenkstange, 1x verstellbar Drag link, 1x adjustable 1x MN 60.29 M30x1,5 RH 1x MN 60.22 M30x1,5 RH	40	K26/K30	1920 RØ52	
81 46611 6081	MN 61.17	Lenkstange, 1x verstellbar Drag link, 1x adjustable 1x MN 60.22 M30x1,5 RH	40	K30	1059 RØ52	
81 46611 6082	=	81 46611 6167 = MN 61.44				
81 46611 6085	MN 61.39	Lenkstange, 1x verstellbar Drag link, 1x adjustable 1x MN 63.32 M30x1,5 RH	40	K30	1358 RØ52	
81 46611 6087	=	81 46610 6197 = MN 61.19				
81 46611 6095	MN 60.38	Lenkstange, 2x verstellbar Drag link, 2x adjustable 1x MN 60.22 M30x1,5 RH 1x MN 60.21 M30x1,5 LH	40	K30	2280 RØ50	
81 46611 6096	=	81 46610 6197 = MN 61.19				
81 46611 6105	=	81 46611 6200 = MN 61.41				
81 46611 6108	MN 61.40	Lenkstange, 1x verstellbar Drag link, 1x adjustable 1x MN 63.32 M30x1,5 RH	40	K30	1358 RØ52	
81 46611 6131	MN 61.31	Lenkstange, fest Drag link, fixed	35	K26	745 RØ40	
81 46611 6132	=	81 46611 6197 = MN 61.19				
81 46611 6134	=	81 46611 6200 = MN 61.41				
81 46611 6135	=	81 46611 6200 = MN 61.41				
81 46611 6138	=	81 46611 6202 = MN 61.50				
81 46611 6139	=	81 46611 6202 = MN 61.50				






VERGLEICHS-NR. CROSS-REF.-NO.	HEYD-NR.	BENENNUNG DESCRIPTION	GRÖßE BALLØ	KONUS TAPER	LÄNGE LENGTH	BILD FIGURE
81 46611 6146	MN 61.47	Lenkstange, 1x verstellbar Drag link, 1x adjustable 1x MN 63.32 M30x1,5 RH	40	K30	960 RØ50	
81 46611 6147	=	81 46611 6146 = MN 61.47				
81 46611 6148	=	81 46611 6146 = MN 61.47				
81 46611 6154	MN 61.48	Lenkstange, fest Drag link, fixed	40	K30	1796 RØ62	
81 46611 6155	=	81 46611 6154 = MN 61.48				
81 46611 6156	=	81 46611 6154 = MN 61.48				
81 46611 6157	MN 61.49	Lenkstange, 2x verstellbar Drag link, 2x adjustable 1x MN 60.22 M30x1,5 RH 1x MN 60.21 M30x1,5 LH	40	K30	1030 RØ40	
81 46611 6158	=	81 46611 6157 = MN 61.49				
81 46611 6159	=	81 46611 6157 = MN 61.49				
81 46611 6161	=	82 46611 6186 = MN 62.45				
81 46611 6166	=	81 46611 6167 = MN 61.44				
81 46611 6167	MN 61.44	Lenkstange, 2x verstellbar Drag link, 2x adjustable 1x MN 60.22 M30x1,5 RH 1x MN 60.21 M30x1,5 LH	40	K30	1821 RØ46	
81 46611 6197	MN 61.19	Lenkstange, 1x verstellbar Drag link, 1x adjustable 1x MN 63.32 M30x1,5 RH	40	K30	993 RØ52	
81 46611 6198	=	81 46611 6197 = MN 61.19				
81 46611 6199	=	81 46611 6200 = MN 61.41				
81 46611 6200	MN 61.41	Lenkstange, 1x verstellbar Drag link, 1x adjustable 1x MN 63.32 M30x1,5 RH	40	K30	967 RØ52	
81 46611 6201	=	81 46611 6202 = MN 61.50				






VERGLEICHS-NR. CROSS-REF.-NO.	HEYD-NR.	BENENNUNG DESCRIPTION	GRÖßE BALLØ	KONUS TAPER	LÄNGE LENGTH	BILD FIGURE
81 46611 6202	MN 61.50	Lenkstange, 1x verstellbar Drag link, 1x adjustable 1x MN 63.32 M30x1,5 RH	40	K30	1021 RØ52	
81 46611 6204	=	81 46611 6146 = MN 61.47				
81 46611 6206	=	81 46611 6200 = MN 61.41				
81 46710 0123	D 52.00	Spureinstellung Distanzhülse mit Gewinde Wheel alignment Thredecl spacer	Innengewind. Internal thread M30x1,5 RH	M38x1,5 LH	90	
81 46710 6003	=	81 46710 6318 = MN 61.13				
81 46710 6009	=	81 46710 6318 = MN 61.13				
81 46710 6037	=	81 46710 6145 = MN 57.01				
81 46710 6049	=	81 46710 6052 = MN 61.08				
81 46710 6051	=	81 46710 6068 = MN 61.09				
81 46710 6052	MN 61.08	Lenkstange, fest Drag link, fixed	35	K26	730 RØ36	
81 46710 6054	=	81 46710 6145 = MN 57.01				
81 46710 6059	=	81 46710 6145 = MN 57.01				
81 46710 6064	=	81 46710 6321 = MN 59.03				
81 46710 6068	MN 61.09	Lenkstange, 2x verstellbar Drag link, 2x adjustable 1x MN 62.24 M30x1,5 RH 1x MN 60.31 M30x1,5 LH	40	K26	520 RØ40	
81 46710 6080	=	81 46710 6345 = MN 52.12				
81 46710 6081	=	81 46711 6761 = MN 52.11				
81 46710 6085	=	81 46710 6324 = MN 57.08				
81 46710 6086	=	81 46710 6325 = MN 57.06				
81 46710 6090	=	81 46710 6301 = MN 59.01				
81 46710 6092	=	81 46710 6321 = MN 59.03				
81 46710 6096	=	81 46710 6328 = MN 59.06				




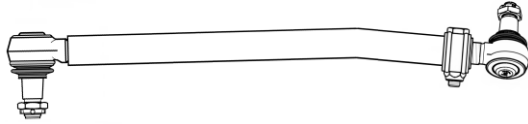
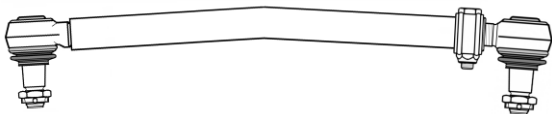
VERGLEICHS-NR. CROSS-REF.-NO.	HEYD-NR.	BENENNUNG DESCRIPTION	GRÖßE BALLØ	KONUS TAPER	LÄNGE LENGTH	BILD FIGURE	
81 46710 6103	=	81 46710 6328 = MN 59.06					
81 46710 6104	=	81 46710 6301 = MN 59.01					
81 46710 6112	=	81 46711 6725 = MN 60.01					
81 46710 6117	=	81 46710 6372 = MN 60.07					
81 46710 6131	=	81 46711 6724 = MN 60.04					
81 46710 6136	=	81 46710 6345 = MN 52.12					
81 46710 6137	=	81 46711 6761 = MN 52.11					
81 46710 6145	MN 57.01	Lenkstange, 2x verstellbar Drag link, 2x adjustable 1x MN 60.24 M30x1,5 RH 1x MN 60.23 M30x1,5 LH	40	K30	1690	RØ40	
81 46710 6163	=	81 46711 6725 = MN 60.01					
81 46710 6165	=	81 46711 6725 = MN 60.01					
81 46710 6167	=	81 46711 6736 = MN 61.01					
81 46710 6168	=	81 46710 6279 = MN 58.02					
81 46710 6172	=	81 46710 6345 = MN 52.12					
81 46710 6173	=	81 46711 6761 = MN 52.11					
81 46710 6175	=	81 46710 6420 = MN 59.05					
81 46710 6190	=	81 46710 6382 = MN 57.03					
81 46710 6194	=	81 46711 6736 = MN 61.01					
81 46710 6195	=	81 46711 6736 = MN 61.01					
81 46710 6198	=	81 46711 6725 = MN 60.01					
81 46710 6200	=	81 46710 6319 = MN 56.06					
81 46710 6236	=	81 46710 6355 = MN 56.08					
81 46710 6237	MN 56.01	Spurstange, 2x verstellbar Tie rod, 2x adjustable 1x MN 61.23 M24x1,5 RH 1x MN 61.22 M24x1,5 LH	27	K20	1520	RØ28	
81 46710 6238	=	81 46710 6240 = MN 56.03					
81 46710 6239	=	81 46710 6237 = MN 56.01					




VERGLEICHS-NR. CROSS-REF.-NO.	HEYD-NR.	BENENNUNG DESCRIPTION	GRÖßE BALLØ	KONUS TAPER	LÄNGE LENGTH	BILD FIGURE
81 46710 6240	MN 56.03	Spurstange, 2x verstellbar Tie rod, 2x adjustable 1x MN 61.25 M28x1,5 RH 1x MN 61.24 M28x1,5 LH	30	K22	1430 RØ34	
81 46710 6241	=	81 46710 6237 = MN 56.01				
81 46710 6242	=	81 46710 6420 = MN 59.05				
81 46710 6251	=	81 46710 6420 = MN 59.05				
81 46710 6253	=	81 46710 6375 = MN 56.09				
81 46710 6254	=	81 46710 6375 = MN 56.09				
81 46710 6255	=	81 46710 6375 = MN 56.09				
81 46710 6258	=	81 46710 6349 = MN 59.02				
81 46710 6265	=	81 46711 6724 = MN 60.04				
81 46710 6266	=	81 46711 6724 = MN 60.04				
81 46710 6267	=	81 46710 6355 = MN 56.08				
81 46710 6268	=	81 46710 6355 = MN 56.08				
81 46710 6274	=	81 46710 6276 = MN 56.05				
81 46710 6276	MN 56.05	Spurstange, fest Tie rod, fixed	40	K30	786 RØ48	
81 46710 6279	MN 58.02	Lenkstange, 1x verstellbar Drag link, 1x adjustable 1x MN 60.22 M30x1,5 RH 1x MN 60.21 M30x1,5 LH	40	K30	785 RØ40	
81 46710 6280	=	81 46710 6319 = MN 56.06				
81 46710 6281	=	81 46710 6372 = MN 60.07				
81 46710 6282	=	81 46710 6372 = MN 60.07				
81 46710 6294	=	81 46711 6761 = MN 52.11				
81 46710 6295	=	81 46710 6345 = MN 52.12				
81 46710 6300	=	81 46710 6382 = MN 57.03				
81 46710 6301	MN 59.01	Spurstange, 2x verstellbar Tie rod, 2x adjustable 1x MN 60.29 M30x1,5 RH 1x MN 60.28 M30x1,5 LH	35	K26	1500 RØ40	





VERGLEICHS-NR. CROSS-REF.-NO.	HEYD-NR.	BENENNUNG DESCRIPTION	GRÖßE BALLØ	KONUS TAPER	LÄNGE LENGTH	BILD FIGURE
81 46710 6302	=	81 46710 6145 = MN 57.01				
81 46710 6303	=	81 46710 6276 = MN 56.05				
81 46710 6305	=	81 46710 6382 = MN 57.03				
81 46710 6312	=	81 46710 6279 = MN 58.02				
81 46710 6314	=	81 46710 6316 = MN 57.10				
81 46710 6315	=	81 46710 6316 = MN 57.10				
81 46710 6316	MN 57.10	Spurstange, 2x verstellbar Tie rod, 2x adjustable 1x MN 60.29 M30x1,5 RH 1x MN 60.28 M30x1,5 LH	35	K26	1545 RØ38	
81 46710 6317	=	81 46710 6319 = MN 56.06				
81 46710 6318	MN 61.13	Spurstange, 2x verstellbar Tie rod, 2x adjustable 1x MN 60.22 M30x1,5 RH 1x MN 60.21 M30x1,5 LH	40	K30	785 RØ40	
81 46710 6319	MN 56.06	Spurstange, 2x verstellbar Tie rod, 2x adjustable 1x MN 60.22 M30x1,5 RH 1x MN 60.21 M30x1,5 LH	40	K30	710 RØ40	
81 46710 6320	=	81 46710 6349 = MN 59.02				
81 46710 6321	MN 59.03	Spurstange, 1x verstellbar Tie rod, 1x adjustable 1x MN 60.29 M30x1,5 RH	35	K26	1490 RØ40	
81 46710 6324	MN 57.08	Spurstange, 1x verstellbar Tie rod, 1x adjustable 1x MN 61.25 M28x1,5 RH	30	K22	1459 RØ40	
81 46710 6325	MN 57.06	Spurstange, 1x verstellbar Tie rod, 1x adjustable 1x MN 61.25 M28x1,5 RH	30	K22	1525 RØ34	
81 46710 6328	MN 59.06	Spurstange, 2x verstellbar Tie rod, 2x adjustable 1x MN 60.24 M30x1,5 RH 1x MN 60.23 M30x1,5 LH	40	K30	1576 RØ42	

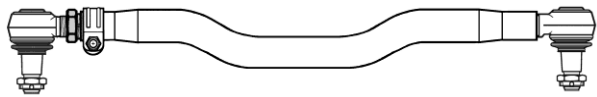





VERGLEICHS-NR. CROSS-REF.-NO.	HEYD-NR.	BENENNUNG DESCRIPTION	GRÖÖE BALLØ	KONUS TAPER	LÄNGE LENGTH	BILD FIGURE
81 46710 6337	=	81 46710 6345 = MN 52.12				
81 46710 6345	MN 52.12	Spurstange, 2x verstellbar Tie rod, 2x adjustable 1x MN 60.24 M30x1,5 RH 1x MN 60.23 M30x1,5 LH	40	K30	501 RØ40	
81 46710 6349	MN 59.02	Spurstange, 1x verstellbar Tie rod, 1x adjustable 1x MN 60.24 M30x1,5 RH	40	K30	1050 RØ42	
81 46710 6353	=	81 46711 6725 = MN 60.01				
81 46710 6354	=	81 46711 6725 = MN 60.01				
81 46710 6355	MN 56.08	Spurstange, 2x verstellbar Tie rod, 2x adjustable 1x MN 60.24 M30x1,5 RH 1x MN 60.23 M30x1,5 LH	40	K30	1692 RØ50	
81 46710 6356	=	81 46710 6355 = MN 56.08				
81 46710 6359	=	81 46711 6724 = MN 60.04				
81 46710 6360	=	81 46711 6724 = MN 60.04				
81 46710 6361	=	81 46711 6725 = MN 60.01				
81 46710 6362	=	81 46711 6724 = MN 60.04				
81 46710 6370	=	81 46710 6372 = MN 60.07				
81 46710 6371	=	81 46710 6372 = MN 60.07				
81 46710 6372	MN 60.07	Spurstange, 2x verstellbar Tie rod, 2x adjustable 1x MN 60.29 M30x1,5 RH 1x MN 60.28 M30x1,5 LH	35	K26	1605 RØ36	
81 46710 6373	=	81 46710 6355 = MN 56.08				
81 46710 6375	MN 56.09	Spurstange, 2x verstellbar Tie rod, 2x adjustable 1x MN 60.24 M30x1,5 RH 1x MN 60.23 M30x1,5 LH	40	K30	1588 RØ50	
81 46710 6376	=	81 46710 6375 = MN 56.09				







VERGLEICHS-NR. CROSS-REF.-NO.	HEYD-NR.	BENENNUNG DESCRIPTION	GRÖßE BALLØ	KONUS TAPER	LÄNGE LENGTH	BILD FIGURE
81 46710 6377	=	81 46710 6375 = MN 56.09				
81 46710 6378	=	81 46711 6736 = MN 61.01				
81 46710 6379	=	81 46711 6736 = MN 61.01				
81 46710 6380	=	81 46711 6736 = MN 61.01				
81 46710 6381	=	81 46710 6382 = MN 57.03				
81 46710 6382	MN 57.03	Spurstange, 1x verstellbar Tie rod, 1x adjustable 1x MN 60.24 M30x1,5 RH	40	K30	1498 RØ58	
81 46710 6380	=	81 46711 6736 = MN 61.01				
81 46710 6383	=	81 46710 6382 = MN 57.03				
81 46710 6388	=	81 46710 6393 = MN 57.04				
81 46710 6390	=	81 46710 6393 = MN 57.04				
81 46710 6393	MN 57.04	Spurstange, 2x verstellbar Tie rod, 2x adjustable 1x MN 60.29 M30x1,5 RH 1x MN 60.28 M30x1,5 LH	35	K26	1585 RØ50	
81 46710 6396	=	81 46711 6724 = MN 60.04				
81 46710 6397	=	81 46711 6724 = MN 60.04				
81 46710 6409	MN 57.07	Spurstange, 2x verstellbar Tie rod, 2x adjustable 1x MN 61.25 M28x1,5 RH 1x MN 61.24 M28x1,5 LH	30	K22	1430 RØ34	
81 46710 6410	=	81 46710 6409 = MN 57.07				
81 46710 6418	MN 59.04	Spurstange, fest Tie rod, fixed	40	K30	1795 RØ50	
81 46710 6419	=	81 46711 6761 = MN 52.11				
81 46710 6420	MN 59.05	Spurstange, fest Tie rod, fixed	40	K30	786 RØ40	





VERGLEICHS-NR. CROSS-REF.-NO.	HEYD-NR.	BENENNUNG DESCRIPTION	GRÖÖE BALLØ	KONUS TAPER	LÄNGE LENGTH	BILD FIGURE
81 46710 6421	=	81 46710 6345 = MN 52.12				
81 46710 6423	MN 60.06	Spurstange, 2x verstellbar Tie rod, 2x adjustable 1x MN 60.24 M30x1,5 RH 1x MN 60.23 M30x1,5 LH	40	K30	1750 RØ50	
81 46710 6434	MN 59.08	Spurstange, 1x verstellbar Tie rod, 1x adjustable 1x MN 60.29 M30x1,5 RH	35	K26	904 RØ40	
81 46710 6436	=	81 46710 6437 = MN 59.09				
81 46710 6437	MN 59.09	Spurstange, 1x verstellbar Tie rod, 1x adjustable 1x MN 60.29 M30x1,5 RH	35	K26	955 RØ40	
81 46710 6438	MN 59.19	Spurstange, 1x verstellbar Tie rod, 1x adjustable 1x MN 60.29 M30x1,5 RH	35	K26	1000 RØ40	
81 46710 6439	=	81 46710 6438 = MN 59.19				
81 46710 6442	MN 60.13	Spurstange, 1x verstellbar Tie rod, 1x adjustable 1x MN 60.24 M30x1,5 RH	40	K26 K30	1005 RØ42	
81 46710 6444	=	81 46711 6761 = MN 52.11				
81 46710 6451	=	81 46710 6345 = MN 52.12				
81 46710 6453	=	81 46710 6881 = MN 52.07				
81 46710 6457	=	81 46710 6881 = MN 52.07				
81 46710 6458	=	81 46710 6881 = MN 52.07				
81 46710 6459	=	81 46710 6908 = MN 60.03				
81 46710 6462	=	81 46710 6920 = MN 60.09				






VERGLEICHS-NR. CROSS-REF.-NO.	HEYD-NR.	BENENNUNG DESCRIPTION	GRÖßE BALLØ	KONUS TAPER	LÄNGE LENGTH	BILD FIGURE
81 46710 6816	=	81 46711 6724 = MN 60.04				
81 46710 6818	=	81 46710 6908 = MN 60.03				
81 46710 6820	=	81 46710 6900 = MN 60.10				
81 46710 6824	=	81 46710 6920 = MN 60.09				
81 46710 6828	=	81 46710 6920 = MN 60.09				
81 46710 6830	=	81 46711 6736 = MN 61.01				
82 46710 6833	=	81 46710 6937 = MN 51.02				
81 46710 6836	=	81 46711 6736 = MN 61.01				
81 46710 6851	=	81 46710 6852 = MN 60.14				
81 46710 6852	MN 60.14	Spurstange, 2x verstellbar Tie rod, 2x adjustable 1x MN 61.25 M28x1,5 RH 1x MN 61.24 M28x1,5 LH	30	K22	1620 RØ36	
81 46710 6858	=	81 46710 6920 = MN 60.09				
81 46710 6862	=	81 46711 6712 = MN 60.12				
81 46710 6863	=	81 46711 6712 = MN 60.12				
81 46710 6864	=	81 46711 6712 = MN 60.12				
81 46710 6865	=	81 46710 6866 = MN 60.16				
81 46710 6866	MN 60.16	Spurstange, 2x verstellbar Tie rod, 2x adjustable 1x MN 61.23 M24x1,5 RH 1x MN 61.22 M24x1,5 LH	27	K20	1645 RØ30	
81 46710 6875	=	81 46710 6881 = MN 52.07				
81 46710 6876	=	81 46710 6345 = MN 52.12				
81 46710 6877	=	81 46711 6761 = MN 52.11				
81 46710 6879	=	81 46711 6761 = MN 52.11				
81 46710 6881	MN 52.07	Spurstange, fest Tie rod, fixed	40	K30	699 RØ40	


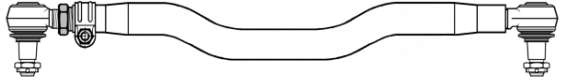


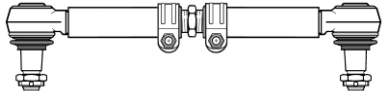
VERGLEICHS-NR. CROSS-REF.-NO.	HEYD-NR.	BENENNUNG DESCRIPTION	GRÖßE BALLØ	KONUS TAPER	LÄNGE LENGTH	BILD FIGURE
81 46710 6900	MN 60.10	Spurstange, 1x verstellbar Tie rod, 1x adjustable 1x MN 60.24 M30x1,5 RH	40	K30	1664 RØ50	
81 46710 6902	=	81 46711 6722 = MN 60.11				
81 46710 6904	=	81 46711 6724 = MN 60.04				
81 46710 6908	MN 60.03	Spurstange, 1x verstellbar Tie rod, 1x adjustable 1x DF 51.36 M30x1,5 RH	35	K26	1717 RØ50	
81 46710 6909	=	81 46711 6712 = MN 60.12				
81 46710 6910	=	81 46711 6712 = MN 60.12				
81 46710 6912	=	81 46711 6736 = MN 61.01				
81 46710 6914	=	81 46710 6382 = MN 57.03				
81 46710 6918	=	81 46711 6740 = MN 60.19				
81 46710 6920	MN 60.09	Spurstange, 1x verstellbar Tie rod, 1x adjustable 1x DF 51.36 M30x1,5 RH	35	K26	1450 RØ50	
81 46710 6926	=	81 46711 6885 = MN 62.03				
81 46710 6928	=	81 46710 6375 = MN 56.09				
81 46710 6930	=	81 46711 6710 = MN 62.09				
81 46710 6931	=	81 46711 6710 = MN 62.09				
81 46710 6933	=	81 46711 6711 = MN 62.04				
81 46710 6934	=	81 46711 6711 = MN 62.04				
81 46710 6935	=	81 46711 6885 = MN 62.03				
81 46710 6937	MN 51.02	Spurstange, 1x verstellbar Tie rod, 1x adjustable 1x MN 63.26 M38x1,5 RH	40	K30	1585 RØ60	



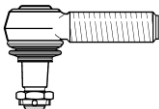
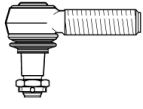
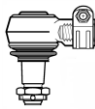
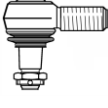
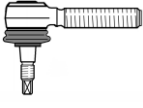
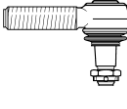
VERGLEICHS-NR. CROSS-REF.-NO.	HEYD-NR.	BENENNUNG DESCRIPTION	GRÖßE BALLØ	KONUS TAPER	LÄNGE LENGTH	BILD FIGURE
81 46710 6939	=	81 46711 6713 = MN 62.07				
81 46710 6961	MN 62.05	Spurstange, 1x verstellbar Tie rod, 1x adjustable 1x MN 60.22 M30x1,5 RH	40	K30	1511 RØ52	
81 46710 6966	MN 62.08	Spurstange, 1x verstellbar Tie rod, 1x adjustable 1x MN 60.22 M30x1,5 RH	40	K30	1625 RØ50	
81 46710 6974	=	81 46711 6712 = MN 60.12				
81 46710 6994	=	81 46711 6726= MN 62.06				
81 46710 7001	=	81 46710 6325 = MN 57.06				
81 46710 7003	=	81 46710 6328 = MN 59.06				
81 46710 7038	=	81 46710 6301 = MN 59.01				
81 46711 6706	=	81 46710 6900 = MN 60.10				
81 46711 6710	MN 62.09	Spurstange, 1x verstellbar Tie rod, 1x adjustable 1x MN 63.28 M30x1,5 RH	35	K26	1550 RØ50	
81 46711 6711	MN 62.04	Spurstange, 1x verstellbar Tie rod, 1x adjustable 1x MN 63.28 M30x1,5 RH	35	K26	1650 RØ50	
81 46711 6712	MN 60.12	Spurstange, 1x verstellbar Tie rod, 1x adjustable 1x MN 63.28 M30x1,5 RH	35	K26	1689 RØ50	
81 46711 6713	MN 62.07	Spurstange, 1x verstellbar Tie rod, 1x adjustable 1x MN 63.28 M30x1,5 RH	35	K26	1799 RØ52	
81 46711 6714	=	81 46710 6966 = MN 62.08				

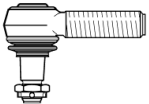
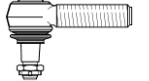
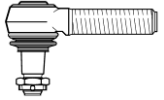
VERGLEICHS-NR. CROSS-REF.-NO.	HEYD-NR.	BENENNUNG DESCRIPTION	GRÖßE BALLØ	KONUS TAPER	LÄNGE LENGTH	BILD FIGURE
81 46711 6715	MN 62.10	Spurstange, 1x verstellbar Tie rod, 1x adjustable 1x MN 63.36 M30x1,5 RH	40	K30	1702 RØ50	
81 46711 6719	=	81 46710 6852 = MN 60.14				
81 46711 6720	=	81 46610 6579 = MN 53.15				
81 46711 6721	=	81 46610 6720 = MN 56.12				
81 46711 6722	MN 60.11	Spurstange, 1x verstellbar Tie rod, 1x adjustable 1x MN 60.24 M30x1,5 RH	40	K30	1676 RØ50	
81 46711 6723	=	81 46710 6355 = MN 56.08				
81 46711 6724	MN 60.04	Spurstange, 1x verstellbar Tie rod, 1x adjustable 1x MN 60.24 M30x1,5 RH	40	K30	1628 RØ50	
81 46711 6725	MN 60.01	Spurstange, 2x verstellbar Tie rod, 2x adjustable 1x MN 60.24 M30x1,5 RH 1x MN 60.23 M30x1,5 LH	40	K30	1652 RØ50	
81 46711 6726	MN 62.06	Spurstange, 1x verstellbar Tie rod, 1x adjustable 1x MN 63.32 M30x1,5 RH	40	K30	1664 RØ50	
81 46711 6727	=	81 46711 6844 = MN 63.01				
81 46711 6728	=	81 46710 6866 = MN 60.16				
81 46711 6729	=	81 46710 6852 = MN 60.14				
81 46711 6732	=	81 46711 6844 = MN 63.01				
81 46711 6734	=	81 46710 6375 = MN 56.09				
81 46711 6736	MN 61.01	Spurstange, 1x verstellbar Tie rod, 1x adjustable 1x MN 60.24 M30x1,5 RH	40	K30	1588 RØ52	

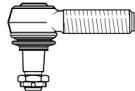
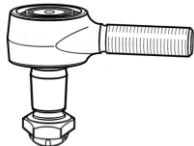
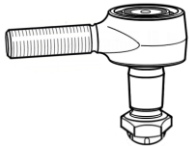
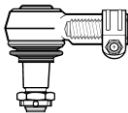
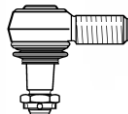
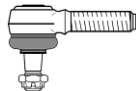
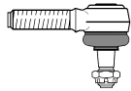
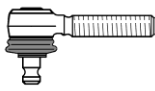
VERGLEICHS-NR. CROSS-REF.-NO.	HEYD-NR.	BENENNUNG DESCRIPTION	GRÖßE BALLØ	KONUS TAPER	LÄNGE LENGTH	BILD FIGURE
81 46711 6740	MN 60.19	Spurstange, 1x verstellbar Tie rod, 1x adjustable 1x MN 60.24 M30x1,5 RH	40	K30	1585 RØ60	
81 46711 6743	=	81 46711 6885 = MN 62.03				
81 46711 6744	=	81 46711 6885 = MN 62.03				
81 46711 6745	=	81 46710 6961 = MN 62.05				
81 46711 6746	=	81 46710 6961 = MN 62.05				
81 46711 6759	=	81 46711 6761 = MN 52.11				
81 46711 6760	=	81 46711 6761 = MN 52.11				
81 46711 6761	MN 52.11	Spurstange, fest Tie rod, fixed	40	K30	729 RØ40	
81 46711 6762	MN 52.35	Spurstange, 2x verstellbar Tie rod, 2x adjustable 1x MN 60.24 M30x1,5 RH 1x MN 60.23 M30x1,5 LH	40	K30	501 RØ40	
81 46711 6765	=	81 46710 6881 = MN 52.07				
81 46711 6766	=	81 46710 6881 = MN 52.07				
81 46711 6767	=	81 46710 6881 = MN 52.07				
81 46711 6770	=	81 46711 6874 = MN 63.08				
81 46711 6771	=	81 46711 6879 = MN 63.09				
81 46711 6772	=	81 46711 6874 = MN 63.08				
81 46711 6773	=	81 46711 6921 = MN 63.05				
81 46711 6777	MN 63.12	Spurstange, 1x verstellbar Tie rod, 1x adjustable 1x MN 63.36 M30x1,5 RH	40	K30	1734 RØ52	
81 46711 6778	=	81 46711 6844 = MN 63.01				
81 46711 6800	=	81 46711 6822 = MN 63.04				

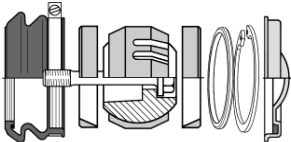
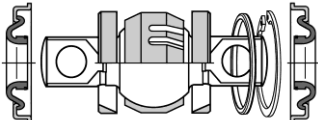
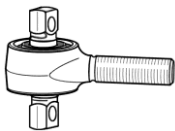
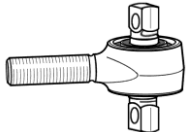
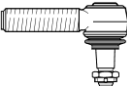
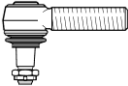
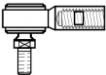
VERGLEICHS-NR. CROSS-REF.-NO.	HEYD-NR.	BENENNUNG DESCRIPTION	GRÖßE BALLØ	KONUS TAPER	LÄNGE LENGTH	BILD FIGURE
81 46711 6802	=	81 46711 6895 = MN 63.15				
81 46711 6803	=	81 46711 6896 = MN 63.14				
81 46711 6804	=	81 46711 6895 = MN 63.15				
81 46711 6808	=	81 46711 6895 = MN 63.15				
81 46711 6810	=	81 46711 6885 = MN 62.03				
81 46711 6818	MN 63.02	Spurstange, 1x verstellbar Tie rod, 1x adjustable 1x MN 63.28 M30x1,5 RH	35	K26	1680 RØ50	
81 46711 6819	=	81 46711 6818 = MN 63.02				
81 46711 6822	MN 63.04	Spurstange, 1x verstellbar Tie rod, 1x adjustable 1x MN 63.36 M30x1,5 RH	40	K30	1560 RØ50	
81 46711 6823	=	81 46711 6715 = MN 62.10				
81 46711 6833	=	81 46710 6375 = MN 56.09				
81 46711 6838	=	81 46710 6961 = MN 62.05				
81 46711 6844	MN 63.01	Spurstange, 1x verstellbar Tie rod, 1x adjustable 1x MN 63.32 M30x1,5 RH	40	K30	1729 RØ50	
81 46711 6858	=	81 46711 6921 = MN 63.05				
81 46711 6860	=	81 46711 6921 = MN 63.05				
81 46711 6861	=	81 46711 6921 = MN 63.05				
81 46711 6863	=	81 46711 6921 = MN 63.05				
81 46711 6867	MN 63.07	Spurstange, 1x verstellbar Tie rod, 1x adjustable	40	K30	1585 RØ62	
81 46711 6874	MN 63.08	Spurstange, 2x verstellbar Tie rod, 2x adjustable 1x MN 60.22 M30x1,5 RH 1x MN 60.21 M30x1,5 LH	40	K30	661 RØ38	

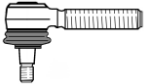
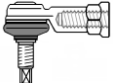
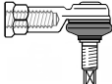
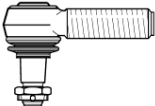


VERGLEICHS-NR. CROSS-REF.-NO.	HEYD-NR.	BENENNUNG DESCRIPTION	GRÖßE BALLØ	KONUS TAPER	LÄNGE LENGTH	BILD FIGURE
81 46711 6875	=	81 46711 6874 = MN 63.08				
81 46711 6876	=	81 46711 6874 = MN 63.08				
81 46711 6877	=	81 46711 6879 = MN 63.09				
81 46711 6878	=	81 46711 6879 = MN 63.09				
81 46711 6879	MN 63.09	Spurstange, fest Tie rod, fixed	40	K30	413 RØ36	
81 46711 6884	=	81 46711 6885 = MN 62.03				
81 46711 6885	MN 62.03	Spurstange, 1x verstellbar Tie rod, 1x adjustable 1x DF 51.36 M30x1,5 RH	35	K26	1450 RØ50	
81 46711 6887	=	81 46711 6818 = MN 63.02				
81 46711 6891	=	81 46711 6895 = MN 63.15				
81 46711 6892	=	81 46711 6895 = MN 63.15				
81 46711 6893	=	81 46711 6896 = MN 63.14				
81 46711 6894	=	81 46711 6896 = MN 63.14				
81 46711 6895	MN 63.15	Spurstange, 2x verstellbar Tie rod, 2x adjustable 1x MN 61.25 M28x1,5 RH 1x MN 61.24 M28x1,5 LH	30	K22	1666 RØ38	
81 46711 6896	MN 63.14	Spurstange, 2x verstellbar Tie rod, 2x adjustable 1x MN 61.25 M28x1,5 RH 1x MN 61.24 M28x1,5 LH	30	K22	1632 RØ38	
81 46711 6986	=	81 46711 6899 = MN 63.18				
81 46711 6997	=	81 46711 6899 = MN 63.18				
81 46711 6998	=	81 46711 6899 = MN 63.18				
81 46711 6899	MN 63.18	Spurstange, 2x verstellbar Tie rod, 2x adjustable	40	K30	429 RØ36	


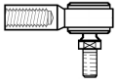
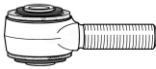
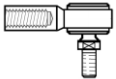
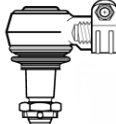
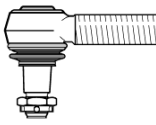
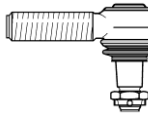
VERGLEICHS-NR. CROSS-REF.-NO.	HEYD-NR.	BENENNUNG DESCRIPTION	GRÖßE BALLØ	KONUS TAPER	LÄNGE LENGTH	BILD FIGURE
81 46711 6915	MN 63.19	Spurstange, 1x verstellbar Tie rod, 1x adjustable	30	K22	1632 RØ42	
81 46711 6921	MN 63.05	Spurstange, 1x verstellbar Tie rod, 1x adjustable 1x MN 63.34 M30x1,5 RH	40	K30	1729 RØ50	
81 95301 0013	=	81 95301 0074 = MN 60.28				
81 95301 0014	=	81 95301 6239 = MN 60.29				
81 95301 0015	=	81 95301 6237 = MN 60.21				
81 95301 0016	=	81 95301 6234 = MN 60.22				
81 95301 0022	MN 60.32	Kugelgelenk, RH, M30x1,5 Tie rod end, RH, M30x1,5	50	K30	135	
81 95301 0025	MN 60.25	Kugelgelenk, RH, M30x1,5 Tie rod end, RH, M30x1,5	40	K26	120	
81 95301 0038	=	81 95301 6169 = MN 60.85				
81 95301 0040	MN 60.27	Kugelgelenk, RH, M22x1,5 # Tie rod end, RH, M22x1,5 #	40	K30	80	
81 95301 0041	MN 60.30	Kugelgelenk, RH, M22x1,5 Tie rod end, RH, M22x1,5	40	K30	70	
81 95301 0045	MN 60.86	Kugelgelenk, RH, M14x1,5 Tie rod end, RH, M14x1,5	20	K12 SW6	85	
81 95301 0064	=	81 95301 6239 = MN 60.30				
81 95301 0074	MN 60.28	Kugelgelenk, LH, M30x1,5 Tie rod end, LH, M30x1,5	35	K26	115	

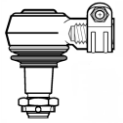
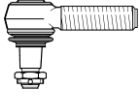

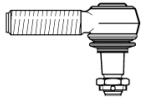
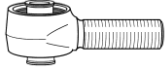
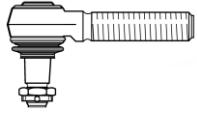
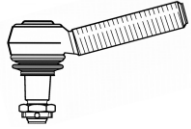
VERGLEICHS-NR. CROSS-REF.-NO.	HEYD-NR.	BENENNUNG DESCRIPTION	GRÖßE BALLØ	KONUS TAPER	LÄNGE LENGTH	BILD FIGURE
81 95301 0075	MN 62.30	Kugelgelenk, RH, M30x1,5 Tie rod end, RH, M30x1,5	40	K32	120	
81 95301 0077	=	81 95301 6142 = MN 61.23				
81 95301 0078	=	81 95301 6141 = MN 61.22				
81 95301 0079	=	81 95301 6329 = MN 61.24				
81 95301 0083	=	81 95301 6237 = MN 60.21				
81 95301 0084	=	81 95301 6234 = MN 60.22				
81 95301 0088	=	81 95301 6234 = MN 60.22				
81 95301 6016	=	81 95301 6169 = MN 60.85				
81 95301 6030	=	81 95301 6237 = MN 60.21				
81 95301 6043	=	81 95301 6237 = MN 60.21				
81 95301 6048	=	81 95301 6234 = MN 60.22				
81 95301 6049	=	81 95301 6234 = MN 60.22				
81 95301 6050	=	81 95301 6237 = MN 60.21				
81 95301 6053	=	81 95301 6234 = MN 60.22				
81 95301 6054	=	81 95301 6237 = MN 60.21				
81 95301 6060	MN 61.25	Kugelgelenk, RH, M28x1,5 Tie rod end, RH, M28x1,5	30	K22	105	
81 95301 6063	=	81 95301 6171 = MN 60.84				
81 95301 6064	=	81 95301 6170 = MN 60.83				
81 95301 6067	=	81 95301 6239 = MN 60.29				
81 95301 6068	=	81 95301 0074 = MN 60.28				
81 95301 6069	MN 62.24	Kugelgelenk, RH, M30x1,5 Tie rod end, RH, M30x1,5	40	K26	155	
81 95301 6070	=	81 95301 6261 = MN 60.31				
81 95301 6071	=	81 95301 6095 = MN 65.24				
81 95301 6072	=	81 95301 6096 = MN 65.26				

VERGLEICHS-NR. CROSS-REF.-NO.	HEYD-NR.	BENENNUNG DESCRIPTION	GRÖÖE BALLØ	KONUS TAPER	LÄNGE LENGTH	BILD FIGURE
81 95301 6075	MN 62.26	Kugelgelenk, RH M24x1,5 Tie rod end, RH M24x1,5	30	K20	105	
81 95301 6087	=	81 95301 6237 = MN 60.21				
81 95301 6090	=	81 95301 6234 = MN 60.22				
81 95301 6091	=	81 95301 6237 = MN 60.21				
81 95301 6092	MN 65.22	Kugelgelenk, RH, M38x1,5 Tie rod end, RH, M38x1,5 1x DFR 821	70	K45	160	
81 95301 6093	MN 65.21	Kugelgelenk, LH M38x1,5 Tie rod end, LH M38x1,5 1x DFR 821	70	K45	160	
81 95301 6095	MN 65.24	Kugelgelenk, RH M26x1,5# Tie rod end, RH M26x1,5#	40	K30	95	
81 95301 6096	MN 65.26	Kugelgelenk, RH M26x1,5 Tie rod end, RH M26x1,5	40	K30	75	
81 95301 6107	=	81 95301 6237 = MN 60.21				
81 95301 6108	=	81 95301 6234 = MN 60.22				
81 95301 6112	=	81 95301 6234 = MN 60.22				
81 95301 6117	MN 60.26	Kugelgelenk, RH, M18x1,5 Tie rod end, RH, M18x1,5	25	K18	95	
81 95301 6120	=	81 95301 6237 = MN 60.21				
81 95301 6123	MN 61.21	Kugelgelenk, LH, M18x1,5 Tie rod end, LH, M18x1,5	25	K18	95	
81 95301 6125	=	81 95301 6351 = MN 60.23				
81 95301 6126	=	81 95301 6234 = MN 60.22				
81 95301 6127	MN 60.87	Kugelgelenk, RH, M14x1,5 Tie rod end, RH, M14x1,5	20	Ø14	85	

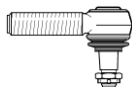
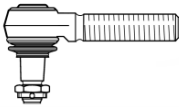
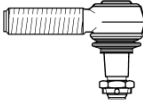
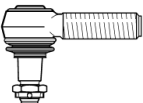

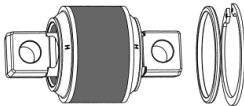

VERGLEICHS-NR. CROSS-REF.-NO.	HEYD-NR.	BENENNUNG DESCRIPTION	GRÖßE BALLØ	KONUS TAPER	LÄNGE LENGTH	BILD FIGURE
81 95301 6130	=	81 95301 6170 = MN 60.83				
81 95301 6131	=	81 95301 6171 = MN 60.84				
81 95301 6132	MNR 952	Rep.-Satz, Kugelhülse Rep.-kit, with ball housing.	80	IK46	61	
81 95301 6133	MNR 854	Rep.-Satz, Kugelstück Rep.-kit, with bush pivot pin	80	●23 ⇒35⇐	<152>	
81 95301 6134	=	81 95301 6142 = MN 61.23				
81 95301 6135	=	81 95301 6060 = MN 61.25				
81 95301 6136	MN 57.AR	Molekulargelenk, RH, M30x1,5 Molecular joint, RH, M30x1,5.	45	●15 <90>	120	
81 95301 6137	MN 57.AL	Molekulargelenk, LH, M30x1,5 Molecular joint, LH, M30x1,5.	45	●15 <90>	120	
81 95301 6139	=	81 95301 6329 = MN 61.24				
81 95301 6140	=	81 95301 6060 = MN 61.25				
81 95301 6141	MN 61.22	Kugelgelenk, LH, M24x1,5 Tie rod end, LH, M24x1,5	27	K20	95	
81 95301 6142	MN 61.23	Kugelgelenk, RH, M24x1,5 Tie rod end, RH, M24x1,5	27	K20	95	
81 95301 6143	=	81 95301 6234 = MN 60.22				
81 95301 6144	MN 60.80	Winkelgelenk, M8, RH Angle joint, RH, M8	13	M8	47,5	
81 95301 6149	=	81 95301 6234 = MN 60.22				
81 95301 6152	=	81 95301 6237 = MN 60.21				
81 95301 6154	=	81 95301 6234 = MN 60.22				

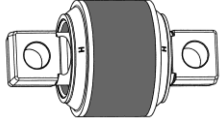
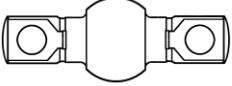
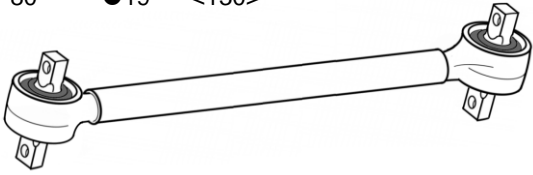
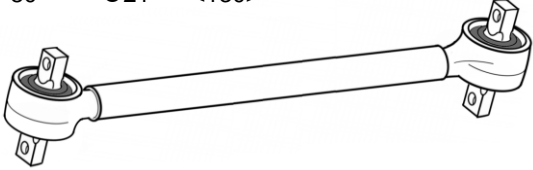
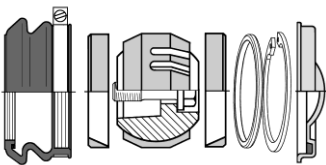
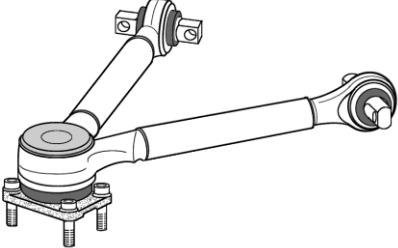
VERGLEICHS-NR. CROSS-REF.-NO.	HEYD-NR.	BENENNUNG DESCRIPTION	GRÖÖE BALLØ	KONUS TAPER	LÄNGE LENGTH	BILD FIGURE
81 95301 6155	=	81 95301 6351 = MN 60.23				
81 95301 6156	=	81 95301 6352 = MN 60.24				
81 95301 6157	=	81 95301 6237 = MN 60.21				
81 95301 6162	=	81 95301 6239 = MN 60.29				
81 95301 6163	=	81 95301 0074 = MN 60.28				
81 95301 6168	=	81 95301 6237 = MN 60.21				
81 95301 6169	MN 60.85	Kugelgelenk, RH, M14x1,5 Ball joint, RH, M14x1,5	20	K12	85	
81 95301 6170	MN 60.83	Kugelgelenk, RH, M12x1,75 # Ball joint, RH, M12x1,75 #	16	M10 SW6	55	
81 95301 6171	MN 60.84	Kugelgelenk, LH, M12x1,75 # Ball joint, LH, M12x1,75 #	16	M10 SW6	55	
81 95301 6172	=	81 95301 6169 = MN 60.85				
81 95301 6173	=	81 95301 6170 = MN 60.83				
81 95301 6174	=	81 95301 6171 = MN 60.84				
81 95301 6176	=	81 95301 6169 = MN 60.85				
81 95301 6178	=	81 95301 6234 = MN 60.22				
81 95301 6179	=	81 95301 6237 = MN 60.21				
81 95301 6182	=	81 95301 6129				
81 95301 6184	MN 61.26	Kugelgelenk, RH, M38x1,5 Tie rod end, RH, M38x1,5	40	K30	120	
81 95301 6189	MN 65.28	Kugelgelenk, LH, M38x1,5 Tie rod end, LH, M38x1,5	55	●25	150	
81 95301 6190	MNR 945	Rep.-Satz, Kugelhülse, Molekular Rep.-kit, with ball housing, molecular	55	●25		
81 95301 6193	=	81 95301 6216 = MN 56.DR				




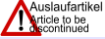


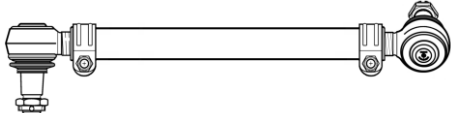

VERGLEICHS-NR. CROSS-REF.-NO.	HEYD-NR.	BENENNUNG DESCRIPTION	GRÖßE BALLØ	KONUS TAPER	LÄNGE LENGTH	BILD FIGURE
81 95301 6194	=	81 95301 6234 = MN 60.22				
81 95301 6200	=	81.95301 6202 = MN 60.88				
81 95301 6202	MN 60.88	Kugelgelenk, RH, M14x1,5 Tie rod end, RH, M14x1,5	20	K12	116	
81 95301 6203	=	81.95301 6202 = MN 60.88				
81 95301 6204	MN 60.81	Winkelgelenk, LH, M8x1 Angle joint, LH, M8	13	M8	45	
81 95301 6206	=	81 95301 6352 = MN 60.24				
81 95301 6216	MN 56.DR	Kugelgelenk, RH, M30x1,5 Tie rod end, RH, M30x1,5	40	●20	120	
81 95301 6219	=	81 95301 6225 = MN 62.28				
81 95301 6220	MN 60.92	Winkelgelenk, LH, M8x1 Angle joint, LH, M8x1		M8x1	45	
81 95301 6222	=	81 95301 6329 = MN 61.24				
81 95301 6223	=	81 95301 6237 = MN 60.21				
81 95301 6224	=	81 95301 6234 = MN 60.22				
81 95301 6225	MN 62.28	Kugelgelenk, RH, M26x1,5# Tie rod end, RH, M26x1,5#	40	K30	80	
81 95301 6226	=	81 95301 6225 = MN 62.28				
81 95301 6227	=	81.95301 6202 = MN 60.88				
81 95301 6231	=	82 95301 0009 = MN 62.20				
81 95301 6233	=	81.95301 6255 = MN 63.22				
81 95301 6234	MN 60.22	Kugelgelenk, RH, M30x1,5 Tie rod end, RH, M30x1,5	40	K30	120	
81 95301 6237	MN 60.21	Kugelgelenk, LH, M30x1,5 Tie rod end, LH, M30x1,5	40	K30	120	



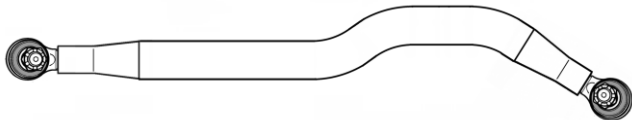
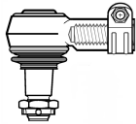
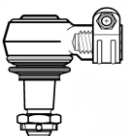
VERGLEICHS-NR. CROSS-REF.-NO.	HEYD-NR.	BENENNUNG DESCRIPTION	GRÖßE BALLØ	KONUS TAPER	LÄNGE LENGTH	BILD FIGURE
81 95301 6238	MN 60.34	Kugelgelenk, RH M30x1,5# Tie rod end, RH M30x1,5#	40	K30	80	
81 95301 6239	MN 60.29	Kugelgelenk, RH, M30x1,5 Tie rod end, RH, M30x1,5	35	K26	115	
81 95301 6242	=	81 95301 6234 = MN 60.22				
81 95301 6246	=	81 95301 6352 = MN 60.24				
81 95301 6249	=	81 95301 6060 = MN 61.25				
81 95301 6252	=	81 95301 6352 = MN 60.24				
81 95301 6353	=	81 95301 6351 = MN 60.23				
81 95301 6255	MN 63.22	Kugelgelenk, RH, M52x1,5# Tie rod end, RH, M52x1,5#	40	K30	168	
81 95301 6261	MN 60.31	Kugelgelenk, LH, M30x1,5 Tie rod end, LH, M30x1,5	40	K26	120	
81 95301 6262	MN 56.GR	Kugelgelenk, RH, M30x1,5 Tie rod end, RH, M30x1,5	45		120	
81 95301 6263	MN 63.24	Kugelgelenk, RH, M30x1,5 Tie rod end, RH, M30x1,5	40	K30	155	
81 95301 6267	=	81 95301 6225 = MN 62.28				
81 95301 6268	=	82 95301 6019 = MN 62.34				
81 95301 6270	MN 63.28	Kugelgelenk, RH, M30x1,5 Tie rod end, RH, M30x1,5	35	K26	141	
81 95301 6271	=	81 95301 6325 = MN 63.36				
81 95301 6272	=	81 95301 6239 = MN 60.29				

VERGLEICHS-NR. CROSS-REF.-NO.	HEYD-NR.	BENENNUNG DESCRIPTION	GRÖßE BALLØ	KONUS TAPER	LÄNGE LENGTH	BILD FIGURE
81 95301 6273	=	81 95301 0074 = MN 60.28				
81 95301 6274	=	81 95301 6234 = MN 60.22				
81 95301 6275	=	81 95301 6237 = MN 60.21				
81 95301 6276	=	81 95301 6184 = MN 61.26				
81 95301 6277	=	81 95301 6255 = MN 63.22				
81 95301 6278	=	81 95301 6234 = MN 60.22				
81 95301 6279	=	81 95301 6275 = MN 60.21				
81 95301 6280	MN 63.35	Kugelgelenk, RH M26x1,5# Tie rod end, RH M26x1,5#	40	K30	75	
81 95301 6281	=	82 95301 6016 = MN 62.35				
81 95301 6286	MN 63.32	Kugelgelenk, RH, M30x1,5 Tie rod end, RH, M30x1,5	40	K30	141	
81 95301 6288	MN 63.34	Kugelgelenk, RH, M30x1,5 Tie rod end, RH, M30x1,5	40	K30	120	
81 95301 6291	=	81 95301 6225 = MN 62.28				
81 95301 6297	MN 63.38	Kugelgelenk, RH, M38x1,5 Tie rod end, RH, M38x1,5	50	K38	135	
81 95301 6304	=	81 95301 6141 = MN 61.22				
81 95301 6308	=	81 95301 6352 = MN 60.24				
81 95301 6312	=	81 95301 6352 = MN 60.24				
81 95301 6321	=	81 95301 6142 = MN 61.23				
81 95301 6322	=	81 95301 6141 = MN 61.22				
81 95301 6325	MN 63.36	Kugelgelenk, RH, M30x1,5 Tie rod end, RH, M30x1,5	40	K30	145	
81 95301 6328	=	81 95301 6060 = MN 61.25				






VERGLEICHS-NR. CROSS-REF.-NO.	HEYD-NR.	BENENNUNG DESCRIPTION	GRÖßE BALLØ	KONUS TAPER	LÄNGE LENGTH	BILD FIGURE
81 95301 6329	MN 61.24	Kugelgelenk, LH, M28x1,5 Tie rod end, LH, M28x1,5	30	K22	105	
81 95301 6331	DF 51.36	Kugelgelenk, RH, M30x1,5 Tie rod end, RH, M30x1,5	35	K26	141	
81 95301 6351	MN 60.23	Kugelgelenk, LH, M30x1,5 Tie rod end, LH, M30x1,5	40	K30	120	
81 95301 6352	MN 60.24	Kugelgelenk, RH, M30x1,5 Tie rod end, RH, M30x1,5	40	K30	120	
81 95301 6358	=	81 95301 6060 = MN 61.25				
81 95301 6360	=	81 95301 6239 = MN 60.29				
81 95301 7004	=	81 95301 6144 = MN 60.80				
81 95301 7005	MN 60.94	Winkelgelenk, RH, M6x1 Angle joint, RH, M6x1		M6x1	26	
81 95302 0037	=	81 95302 0059 = MN 5.458.70				
81 95302 0038	=	81 43220 6197 = MNR 808				
81 95302 0041	MN 5.459.70	Kugelstück, Molekular Pivot pin, molecular	70	●21 ⇨30⇩	130	
81 95302 0042	=	81 95302 0041 = MN 5.459.70				
81 95302 0043	=	81 95302 0044 = MN 51.91				
81 95302 0044	MN 51.91	Kugelgelenk, Ausrückgabel Ball joint	20	○30,3 M12x1,5		
81 95302 0046	=	81 85302 0071 = MN 5.451.80				
81 95302 0049	=	81 95302 0059 = MN 5.458.70				
81 95302 0050	=	81 95302 0059 = MN 5.458.70				
81 95302 0051	=	81 95302 0044 = MN 51.91				
81 95302 0053	=	81 95302 0044 = MN 51.91				
81 95302 0057	=	81 43220 6197 = MNR 808				








VERGLEICHS-NR. CROSS-REF.-NO.	HEYD-NR.	BENENNUNG DESCRIPTION	GRÖßE BALLØ	KONUS TAPER	LÄNGE LENGTH	BILD FIGURE
81 95302 0059	MN 5 458.70	Kugelstück, Molekular Pivot pin, molecular	70	●19 ⇒30⇐	<130>	
81 95302 0071	MN 5 451.80	Kugelstück, (für MNR 854) Pivot pin, (for MNR 854)	80	●23 ⇒35⇐	<152>	
82 43220 6003	MN 59.D	Achsstrebe, fest, Molekular Torque rod, fixed, molecular 2x VVR 856	80/80 80	●19	785 RØ58 <130>	
82 43220 6008	MN 54.G	Achsstrebe, fest, Molekular Torque rod, fixed, molecular 2x VVR 856	80/80 80	●21	585 RØ58 <130>	
82 43270 0001	MNR 980	Rep.-Satz, Kugelhülse Rep.-kit, with ball housing Ersetz durch VVR 952	100			
82 43270 6005	MN 93.A	Dreieckslenker, fest Triangular torque rod, fixed	80/66		622 RØ60	
82 43270 6007	=	82 43270 6005 = MN 93.A				
82 43270 1601	=	82 43270 6005 = MN 93.A				




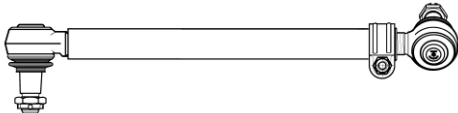


VERGLEICHS-NR. CROSS-REF.-NO.	HEYD-NR.	BENENNUNG DESCRIPTION	GRÖÙE BALLØ	KONUS TAPER	LÄNGE LENGTH	BILD FIGURE
82 46610 6021	MN 62.11	Lenkstange, 1x verstellbar Drag link, 1x adjustable 1x MN 60.29 M30x1,5 RH	35	K26	850 RØ38	
82 46610 6047	MN 62.16	Lenkstange, 1x verstellbar Drag link, 1x adjustable 1x MN 60.22 M30x1,5 RH	40	K30	1935 RØ42	
82 46610 6049	MN 62.38	Spurstange, 2x verstellbar Tie rod, 2x adjustable 1x MN 60.22 M30x1,5 RH 1x MN 60.21 M30x1,5 LH	40	K30	2060 RØ50	
82 46610 6052	MN 62.17 	Lenkstange, 1x verstellbar Drag link, 1x adjustable 1x MN 60.22 M30x1,5 RH	40	K30	1710 RØ60	
82 46610 6053	MN 62.40	Spurstange, 2x verstellbar Tie rod, 2x adjustable 1x MN 60.22 M30x1,5 RH 1x MN 60.21 M30x1,5 LH	40	K30	820 RØ40	
82 46610 6057	MN 62.39	Lenkstange, 1x verstellbar Drag link, 1x adjustable 1x MN 60.22 M30x1,5 RH	40	K30	1050 RØ52	
82 46610 6066	=	82 46610 6053 = MN 62.40				
82 46610 6075	MN 62.13	Spurstange, 2x verstellbar Tie rod, 2x adjustable 1x MN 60.22 M30x1,5 RH 1x MN 60.21 M30x1,5 LH	40	K30	720 RØ40	
82 46610 6079	MN 62.42	Lenkstange, 1x verstellbar Drag link, 1x adjustable 1x MN 60.22 M30x1,5 RH	40	K30	1010 RØ48	


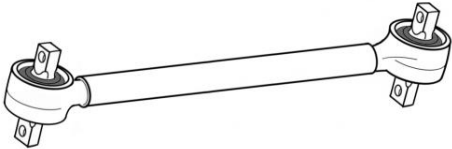

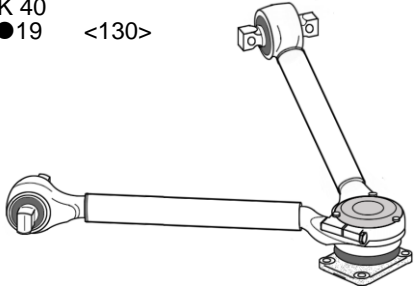
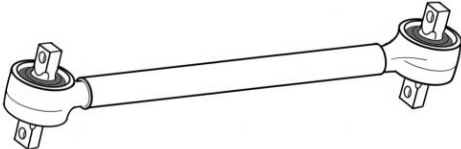

VERGLEICHS-NR. CROSS-REF.-NO.	HEYD-NR.	BENENNUNG DESCRIPTION	GRÖßE BALLØ	KONUS TAPER	LÄNGE LENGTH	BILD FIGURE
82 46610 6088	=	82 46610 6108 = MN 62.43				
82 46610 6108	MN 62.43	Lenkstange, 1x verstellbar Drag link, 1x adjustable 1x MN 60.22 M30x1,5 RH	40	K30	1775 RØ50	
82 46610 6142	=	82 46610 6108 = MN 62.43				
82 46610 6143	=	82 46610 6079 = MN 62.42				
82 46610 6153	=	82 46610 6079 = MN 62.42				
82 46610 6154	=	82 46610 6108 = MN 62.43				
82 46610 6185	MN 62.46	Spurstange, 2x verstellbar Tie rod, 2x adjustable 1x MN 60.22 M30x1,5 RH 1x MN 60.21 M30x1,5 LH	40	K30	993 RØ40	
81 46611 6186	MN 62.45	Lenkstange, 1x verstellbar Drag link, 1x adjustable 1x MN 63.32 M30x1,5 RH	40	K30	1800 RØ62	
82 46610 6191	=	81 46610 6790 = MN 61.05				
82 46710 6016	=	81 46710 6937 = MN 51.02				
82 46710 6031	=	81 46711 6740 = MN 60.19				
82 95301 0001	MN 62.32	Kugelgelenk, RH M24x1,5# Tie rod end, RH M24x1,5#	40	K30	95	
82 95301 0009	MN 62.20	Kugelgelenk, RH M26x1,5# Tie rod end, RH M26x1,5#	50	K38	85	
82 95301 0010	=	81 95301 6280 = MN 63.35				
82 95301 0011	=	81 95301 0001 = MN 62.32				

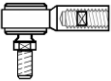
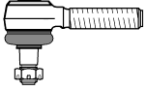
VERGLEICHS-NR. CROSS-REF.-NO.	HEYD-NR.	BENENNUNG DESCRIPTION	GRÖßE BALLØ	KONUS TAPER	LÄNGE LENGTH	BILD FIGURE
82 95301 6016	MN 62.35	Kugelgelenk, RH M26x1,5# Tie rod end, RH M26x1,5#	40	K30	90	
82 95301 6018	=	82 95301 6019 = MN 62.34				
82 95301 6019	MN 62.34	Kugelgelenk, RH M36x1,5# Tie rod end, RH M36x1,5#	50	K38	86	
83 43270 6000	MN 92.A	Dreieckslenker, fest Triangular torque rod, fixed 2x MNR 815	80/70		607 RØ60 ●21 <152> ●19 <130>	
85 43220 6001	MN 62.A	Achsstrebe, fest, Molekular Torque rod, fixed, molecular 2x MNR 912	62/62		596 RØ48 ●19 <130>	
85 43220 6002	MNR 912	Rep.-Satz, Kugelstück, Molekular Rep.- kit, with pivot pin, molecular.	62	●19	<130>	
85 46610 6012	=	85 46610 6212 = MN 62.49				
85 46610 6018	=	85 46610 6218 = MN 62.70				
85 46610 6019	=	85 46610 6150 = MN 62.60				
85 46610 6020	=	85 46610 6151 = MN 62.62				
85 46610 6021	=	85 46610 6140 = MN 62.51				
85 46610 6022	=	85 46610 6122 = MN 62.52				
85 46610 6024	=	85 46610 6124 = MN 62.53				

VERGLEICHS-NR. CROSS-REF.-NO.	HEYD-NR.	BENENNUNG DESCRIPTION	GRÖßE BALLØ	KONUS TAPER	LÄNGE LENGTH	BILD FIGURE
85 46610 6030	=	85 46610 6102 = MN 62.50				
85 46610 6052	=	85 46610 6146 = MN 62.59				
85 46610 6085	=	85 46610 6212 = MN 62.49				
85 46610 6102	MN 62.50	Lenkstange, 1x verstellbar Drag link, 1x adjustable 1x MN 61.23 M24x1,5 RH	27	K20	825 RØ32	
85 46610 6104	MN 57.15	Lenkstange, 1x verstellbar Drag link, 1x adjustable 1x MN 61.25 M28x1,5 RH	30	K22	825 RØ38	
85 46610 6105	=	85 46610 6141 = MN 62.57				
85 46610 6107	=	81 46610 6143 = MN 62.58				
85 46610 6108	=	81 46610 6208 = MN 62.55				
85 46610 6112	=	85 46610 6212 = MN 62.49				
85 46610 6118	=	85 46610 6218 = MN 62.70				
85 46610 6119	=	85 46610 6150 = MN 62.60				
85 46610 6121	=	85 46610 6140 = MN 62.51				
85 46610 6122	MN 62.52	Lenkstange, 1x verstellbar Drag link, 1x adjustable 1x MN 60.24 M30x1,5 RH	40	K30	1020 RØ42	
85 46610 6123	=	85 46610 6146 = MN 62.59				
85 46610 6124	MN 62.53	Lenkstange, 1x verstellbar Drag link, 1x adjustable 1x MN 60.29 M30x1,5 RH	40/35	K30/26	997 RØ40	
85 46610 6126	=	85 46610 6153 = MN 62.61				
85 46610 6140	MN 62.51	Lenkstange, 1x verstellbar Drag link, 1x adjustable 1x MN 61.25 M28x1,5 RH	30	K22	840 RØ38	

VERGLEICHS-NR. CROSS-REF.-NO.	HEYD-NR.	BENENNUNG DESCRIPTION	GRÖßE BALLØ	KONUS TAPER	LÄNGE LENGTH	BILD FIGURE
85 46110 6141	MN 62.57	Lenkstange, 1x verstellbar Drag link, 1x adjustable 1x MN 60.29 M30x1,5 RH	35	K26	795 RØ38	
85 46610 6142	=	81 46610 6212 = MN 62.49				
85 46610 6143	MN 62.58	Lenkstange, 1x verstellbar Drag link, 1x adjustable 1x MN 60.22 M30x1,5 RH	40	K30/26	860 RØ42	
85 46610 6144	=	81 46610 6208 = MN 62.55				
85 46610 6146	MN 62.59	Lenkstange, 1x verstellbar Drag link, 1x adjustable 1x MN 60.29 M30x1,5 RH	35	K26	875 RØ38	
85 46610 6147	MN 62.48	Lenkstange, 1x verstellbar Drag link, 1x adjustable 1x MN 60.22 M30x1,5 RH	35/40	K26/30	926 RØ38	
85 46610 6150	MN 62.60	Lenkstange, 1x verstellbar Drag link, 1x adjustable 1x MN 60.29 M30x1,5 RH	35	K26	910 RØ40	
85 46610 6151	MN 62.62	Lenkstange, 1x verstellbar Drag link, 1x adjustable 1x MN 60.29 M30x1,5 RH	35	K26	975 RØ40	
85 46610 6152	=	85 46610 6124 = MN 62.53				
85 46610 6153	MN 62.63	Lenkstange, 1x verstellbar Drag link, 1x adjustable 1x MN 60.22 M30x1,5 RH	40	K30	1000 RØ42	
85 46610 6154	=	85 46610 6122 = MN 62.52				

VERGLEICHS-NR. CROSS-REF.-NO.	HEYD-NR.	BENENNUNG DESCRIPTION	GRÖßE BALLØ	KONUS TAPER	LÄNGE LENGTH	BILD FIGURE
85 46610 6155	=	85 46610 6122 = MN 62.52				
85 46610 6156	MN 62.64	Lenkstange, 1x verstellbar Drag link, 1x adjustable 1x MN 60.22 M30x1,5 RH	40	K26/30	882 RØ38	
85 46610 6162	MN 62.65	Lenkstange, 1x verstellbar Drag link, 1x adjustable 1x MN 61.25 M28x1,5 RH	30	K22	820 RØ38	
85 46610 6163	MN 62.66	Lenkstange, 1x verstellbar Drag link, 1x adjustable 1x MN 60.22 M30x1,5 RH	40/35	K30/26	882 RØ42	
85 46610 6201	=	85 46610 6102 = MN 62.50				
85 46610 6205	=	85 46610 6141 = MN 62.57				
85 46610 6208	MN 62.55	Lenkstange, 1x verstellbar Drag link, 1x adjustable 1x MN 60.22 M30x1,5 RH	40	K26/30	896 RØ38	
85 46610 6212	MN 62.49	Lenkstange, 1x verstellbar Drag link, 1x adjustable 1x MN 60.29 M30x1,5 RH	30	K26	860 RØ38	
85 46610 6218	MN 62.70	Lenkstange, 1x verstellbar Drag link, 1x adjustable 1x MN 60.22 M30x1,5 RH	40	K30	980 RØ42	
85 46610 6222	=	85 46610 6122 = MN 62.52				
85 46610 6231	=	85 46610 6141 = MN 62.57				
85 46610 6239	=	85 46610 6146 = MN 62.59				

VERGLEICHS-NR. CROSS-REF.-NO.	HEYD-NR.	BENENNUNG DESCRIPTION	GRÖÖE BALLØ	KONUS TAPER	LÄNGE LENGTH	BILD FIGURE
85 46610 6246	MN 62.47	Lenkstange, 1x verstellbar Drag link, 1x adjustable 1x MN 61.25 M28x1,5 RH	30	K22	864 RØ38	
88 43220 6003	MN 58.K	Achsstrebe, fest, Molekular Torque rod, fixed, molecular 2x MNR 815	70/70 70	●19	760 RØ58 <130>	
88 46610 6013	=	81 46710 6279 = MN 58.02				
88 46610 6019	MN 63.11	Lenkstange, 1x verstellbar Drag link, 1x adjustable 1x MN 61.25 M28x1,5 RH	30	K22	770 RØ34	
88 43270 6801	MN 92.B	Dreieckslenker, fest Triangular torque rod, fixed 1x MNR 952 2x MNR 815	80/80 80 70	IK 40 ●19	788 RØ58 <130>	
88 43270 6802	MN 58.L	Achsstrebe, fest, Molekular Torque rod, fixed, molecular 2x MNR 815	70/70 70	●19	1070 RØ60 <130>	
88 46610 6003	MN 62.18	Lenkstange, 2x verstellbar Drag link, 2x adjustable 1x MN 60.24 M30x1,5 RH 1x MN 60.23 M30x1,5 LH	40	K30	865 RØ48	

VERGLEICHS-NR. CROSS-REF.-NO.	HEYD-NR.	BENENNUNG DESCRIPTION	GRÖßE BALLØ	KONUS TAPER	LÄNGE LENGTH	BILD FIGURE
90 80410 5207	KL 60.80	Winkelgelenk, RH, M10x1 Angle joint, RH, M10x1	16	M10	35	
90 80410 5209	MN 61.28	Kugelgelenk, RH, M16x1,5 Tie rod end, RH, M16x1,5	22	K14	90	
90 80415 3107	=	81 95301 0074 = MN 60.28				
90 80415 3111	=	81 95301 6239 = MN 60.29				
90 80415 3113	=	81 95301 0074 = MN 60.28				
90 80415 4117	=	81 95301 0025 = MN 60.25				
	MN 60.90	MERX-Kugelgel., RH, M12x1,75 # MERX-Ball joint, RH, M12x1,75 #	16	M10	55	