
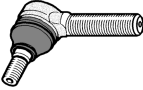
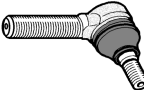

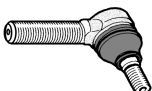

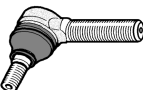
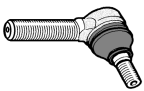

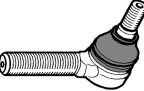



100 (631) **BUS**  
D(631,333,631,343,631,343,  
631,334,631,344)  
100 (631) **KASTEN / BOX**  
D(631,332,631,342)



Baujahr 02/1988 - 02/1996  
Year 02/1988 - 02/1996

VERGLEICHS-NR. CROSS-REF.-NO.	HEYD-NR.	BENENNUNG / ABMESSUNG DESCRIPTION / DIMENSION	EINBAU POSITION	BILD FIGURE
<i>BIS/TILL FG-NR./CH-NO. 013457</i>				
<b>631 330 0303</b>	<b>D 79.01</b>	Spurstange, verstellbar Tie rod, adjustable K18 L= 294 mm	L+R  ↔⇒	
<b>631 338 0310</b>	<b>D 79.24</b>	Spurstangengelenk Tie rod end M18x1.5 RH; K18		
<b>631 338 0410</b>	<b>D 79.25</b>	Spurstangengelenk Tie rod end M18x1.5 LH, K18		
<i>AB/FROM FG-NR./CH-NO. 013458</i>				
<b>631 330 0603</b>	<b>D 79.02</b>	Spurstange, verstellbar Tie rod, adjustable K22 L= 668 mm	C ↔	
<b>631 330 0535</b>	<b>D 79.22</b>	Spurstangengelenk Tie rod end M24x1.5 RH, K22		
<b>631 330 0703</b>	<b>D 79.03</b>	Spurstange, verstellbar Tie rod, adjustable K20 L= 300 mm	L+R  ↔⇒	
<b>631 338 0510</b> 001 330 4835	<b>D 41.72</b>	Spurstangengelenk Tie rod end M20x1.5 RH, K20		
<b>631 338 0435</b> 000 460 7348	<b>D 79.20</b>	Spurstangengelenk Tie rod end M20x1.5 LH, K20		
<b>631 460 0705</b>	<b>D 79.04</b>	Lenkstange verstellbar Drag link adjustable K18 L= 1243 mm	C ↔	
<b>000 460 6548</b>	<b>D 79.26</b>	Spurstangengelenk Tie rod end M18x1.5 RH, K18		
<b>631 320 0228</b>	<b>D 79.50</b>	Traggelenk, VA Suspension joint K22	L+R ↓	

## SPRINTER (901,902)

2-t (901,902) **BUS**

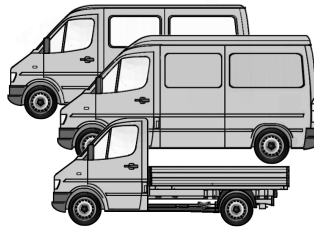
214  
208D/208CDI/210D/211CDI/212D/  
213CDI/216CDI

2-t (901,902) **KASTEN/BOX/BODY**

214  
208D/208CDI/210D/211CDI/212D/  
213CDI/216CDI

2-t (901,902) **PRITSCHEN/PLATFORM**

214  
208D/208CDI/210D/211CDI/212D/213CDI/216CDI



Baujahr  
Year 01/1995 - 05/2006

01/1995 - 05/2006


01/1995 - 05/2006

VERGLEICHS-NR. CROSS-REF.-NO.	HEYD-NR.	BENENNUNG / ABMESSUNG DESCRIPTION / DIMENSION	EINBAU POSITION	BILD FIGURE
VA-Nr. 730.407, 730.408, 730.410, 730.411, 730.412, 730.413, 730.414				
<b>667 330 0603</b>	<b>D 68.04</b>	Spurstange, verstellbar, Mitte Tie rod, adjustable K18 L= 1600 mm	C ⇔	
<b>601 330 5335</b>	<b>D 41.71</b>	Spurstangengelenk Tie rod end M20x1.5 LH, K18		
<b>601 330 5235</b>	<b>D 41.73</b>	Spurstangengelenk Tie rod end M20x1.5 RH, K18		
AB/FROM 01/1997				
<b>901 460 0205</b>	<b>D 69.71</b>	Spurstange, aussen Tie rod end, outer	L+R  ⇔⇔	
<b>901 460 0348</b>	<b>D 69.72</b>	Spurstangengel. Innengew. Tie rod end, internal thread M16x1,5	L+R  ⇔⇔	
<b>901 460 0455</b>	<b>D 69.70</b>	Axialgelenk Axial joint M16X1,5	L+R ⇔ ⇔	
<b>901 330 1807</b> 2D0 407 021	<b>D 69.81</b>	Querlenker, Vorderachse Control arm, front axle	L ↓	
<b>901 330 1907</b> 2D0 407 022	<b>D 69.80</b>	Querlenker, Vorderachse Control arm, front axle	R ↓	

2-t (901,902) **BUS**  
214  
208D/208CDI/210D/211CDI/212D/  
213CDI/216CDI

2-t (901,902) **KASTEN/BOX/BODY**  
214  
208D/208CDI/210D/211CDI/212D/  
213CDI/216CDI


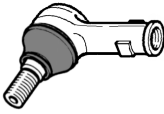





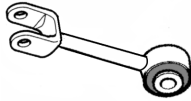
2-t (901,902) **PRITSCHEN/PLATFORM**  
214  
208D/208CDI/210D/211CDI/212D/213CDI/216CDI



Baujahr  
Year 01/1995 - 05/2006

01/1995 - 05/2006

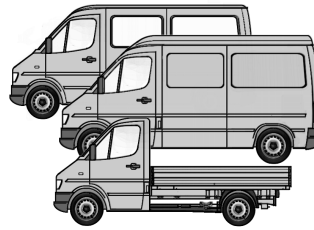
01/1995 - 05/2006

VERGLEICHS-NR. CROSS-REF.-NO.	HEYD-NR.	BENENNUNG / ABMESSUNG DESCRIPTION / DIMENSION	EINBAU POSITION	BILD FIGURE
901 333 1227 901 333 1127 901 333 0727	D 69.90	Traggelenk, VA Suspension joint	L+R ↑	
<i>ACHSLAST 1500 KG / AXEL LOAD 1500 KG</i>				
638 460 0348 638 460 0048	D 79.30	Spurstangengel. Innengew. Tie rod end, internal thread M16x1,5 RH	L+R  ↔	
901 320 0289	D 69.41	Pendelstütze, Vorderachse Self-alignment link, front axle	L  ↻  	
901 320 0389	D 69.42	Pendelstütze, Vorderachse Self-alignment link, front axle	R  ↻  	
901 320 0089	D 69.43	Pendelstütze, Hinterachse Self-alignment link, rear axle	L+R  ↻↻  	

## SPRINTER (903)

Baujahr 01/1995 - 05/2006  
Year

- 3-t (903) **BUS**  
314/314 4x4  
308D/308CDI/310D/311CDI/4x4/  
312D2,9/4x4/316CDI/4x4
- 3-t (903) **KASTEN/BOX/BODY**  
314/314 4x4  
308D/308CDI/310D/311CDI/4x4/  
312D2,9/4x4/316CDI/4x4
- 3-t (903) **PRITSCHEN/PLATFORM**  
314/314 4x4  
308D/308CDI/310D/311CDI/4x4/  
312D2,9/4x4/316CDI/4x4



01/1995 - 05/2006

01/1995 - 05/2006

VERGLEICHS-NR. CROSS-REF.-NO.	HEYD-NR.	BENENNUNG / ABMESSUNG DESCRIPTION / DIMENSION	EINBAU POSITION	BILD FIGURE
----------------------------------	----------	--	--------------------	----------------

VA-Nr. 730.407, 730.408, 730.410, 730.411, 730.412, 730.413, 730.414


<b>667 330 0603</b>	<b>D 68.04</b>	Spurstange, verstellbar, Mitte Tie rod, adjustable K18 L= 1600 mm	C	⇔	
<b>601 330 5335</b>	<b>D 41.71</b>	Spurstangengelenk Tie rod end M20x1.5 LH, K18			
<b>601 330 5235</b>	<b>D 41.73</b>	Spurstangengelenk Tie rod end M20x1.5 RH, K18			
<b>901 460 0205</b>	<b>D 69.71</b>	Spurstange, aussen Tie rod end, outer	L+R	⇔⇔	
<b>901 460 0455</b>	<b>D 69.70</b>	Axialgelenk Axial joint M16X1,5	L+R	⇔ ⇔	
<b>901 460 0348</b>	<b>D 69.72</b>	Spurstangengel. Innengew. Tie rod end, internal thread M16x1,5 RH	L+R	⇔⇔	
<b>901 330 1807</b> 2D0 407 021	<b>D 69.81</b>	Querlenker, Vorderachse Control arm, front axle	L	↓	
<b>901 330 1907</b> 2D0 407 022	<b>D 69.80</b>	Querlenker, Vorderachse Control arm, front axle	R	↓	

Baujahr 01/1995 - 05/2006  
Year

3-t (903) **BUS**  
314/314 4x4  
308D/308CDI/310D/311CDI/4x4/  
312D2,9/4x4/316CDI/4x4


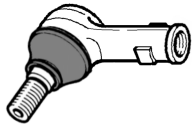





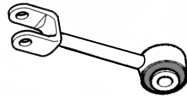
3-t (903) **KASTEN/BOX/BODY**  
314/314 4x4  
308D/308CDI/310D/311CDI/4x4/  
312D2,9/4x4/316CDI/4x4

3-t (903) **PRITSCHEN/PLATFORM**  
314/314 4x4  
308D/308CDI/310D/311CDI/4x4/  
312D2,9/4x4/316CDI/4x4



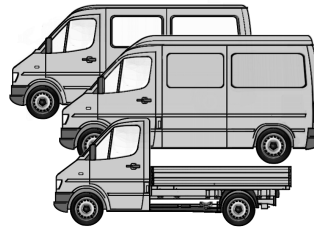
01/1995 - 05/2006

01/1995 - 05/2006

VERGLEICHS-NR. CROSS-REF.-NO.	HEYD-NR.	BENENNUNG / ABMESSUNG DESCRIPTION / DIMENSION	EINBAU POSITION	BILD FIGURE
901 333 1227 901 333 1127 901 333 0727	<b>D 69.90</b>	Traggelenk, VA Suspension joint	L+R ↑	
<i>ACHSLAST 1500 KG/AXLE LOAD 1500 KG</i>				
638 460 0348 638 460 0048	<b>D 79.30</b>	Spurstangengel. Innengew. Tie rod end, internal thread M16x1,5 RH	L+R  ↔	
901 320 0289	<b>D 69.41</b>	Pendelstütze, Vorderachse Self-alignment link, front axle	L  ↗  	
901 320 0389	<b>D 69.42</b>	Pendelstütze, Vorderachse Self-alignment link, front axle	R  ↘  	
901 320 0089	<b>D 69.43</b>	Pendelstütze, Hinterachse Self-alignment link, rear axle	L+R  ↗↘  	

## SPRINTER (904)

- 4-t (904) **BUS**  
414  
408CDI/411CDI/413CDI/416CDI
- 4-t (904) **KASTEN/BOX/BODY**  
414/414 4x4  
408D7408CDI/410D/4x4/411CDI/4x4  
/412CDI/4x4/413CDI/4x4/416CDI/4x4
- 4-t (904) **PRITSCHEN/PLATFORM**  
414/414 4x4  
408D7408CDI/410D/4x4/411CDI/4x4  
412CDI/4x4/413CDI/4x4/416CDI/4x4



Baujahr 02/1996 - 05/2006  
Year

02/1996 - 05/2006

02/1996 - 05/2006

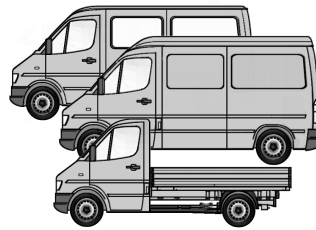
VERGLEICHS-NR. CROSS-REF.-NO.	HEYD-NR.	BENENNUNG / ABMESSUNG DESCRIPTION / DIMENSION	EINBAU POSITION	BILD FIGURE
VA-Nr. 730.407, 730.408, 730.410, 730.411, 730.412, 730.413, 730.414				
<b>667 330 0603</b>	<b>D 68.04</b>	Spurstange, verstellbar, Mitte Tie rod, adjustable K18 L= 1600 mm	C	
<b>601 330 5335</b>	<b>D 41.71</b>	Spurstangengelenk Tie rod end M20x1.5 LH, K18		
<b>601 330 5235</b>	<b>D 41.73</b>	Spurstangengelenk Tie rod end M20x1.5 RH, K18		
<b>901 460 0205</b>	<b>D 69.71</b>	Spurstange, aussen Tie rod end, outer	L+R  ⇐⇒	
<b>901 460 0455</b>	<b>D 69.70</b>	Axialgelenk Axial joint M16X1,5	L+R ⇐ ⇐	
<b>901 460 0348</b>	<b>D 69.72</b>	Spurstangengel. Innengew. Tie rod end, internal thread M16x1,5 RH	L+R  ⇐⇒	
<b>901 330 1807</b> 2D0 407 021	<b>D 69.81</b>	Querlenker, Vorderachse Control arm, front axle	L ↓	
<b>901 330 1907</b> 2D0 407 022	<b>D 69.80</b>	Querlenker, Vorderachse Control arm, front axle	R ↓	

FORTSETZUNG / CONTINUATION

**SPRINTER (904)**


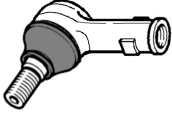





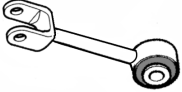
Baujahr 02/1996 - 05/2006  
Year

- 4-t (904) **BUS**  
414  
408CDI/411CDI/413CDI/416CDI
- 4-t (904) **KASTEN/BOX/BODY**  
414/414 4x4  
408D7408CDI/410D/4x4/411CDI/4x4  
/412CDI/4x4/413CDI/4x4/416CDI/4x4
- 4-t (904) **PRITSCHEN/PLATFORM**  
414/414 4x4  
408D7408CDI/410D/4x4/411CDI/4x4  
412CDI/4x4/413CDI/4x4/416CDI/4x4



02/1996 - 05/2006

02/1996 - 05/2006

VERGLEICHS-NR. CROSS-REF.-NO.	HEYD-NR.	BENENNUNG / ABMESSUNG DESCRIPTION / DIMENSION	EINBAU POSITION	BILD FIGURE
<b>901 333 1227</b> 901 333 1127 901 333 0727	<b>D 69.90</b>	Traggelenk, VA Suspension joint	L+R ↑	
<i>ACHSLAST 1500 KG/AXLE LOAD 1500 KG</i>				
<b>638 460 0348</b> 638 460 0048	<b>D 79.30</b>	Spurstangengel. Innengew. Tie rod end, internal thread M16x1,5 RH	L+R  ↔	
<b>901 320 0289</b>	<b>D 69.41</b>	Pendelstütze, Vorderachse Self-alignment link, front axle	L  ↖  	
<b>901 320 0389</b>	<b>D 69.42</b>	Pendelstütze, Vorderachse Self-alignment link, front axle	R  ↗  	
<b>901 320 0089</b>	<b>D 69.43</b>	Pendelstütze, Hinterachse Self-alignment link, rear axle	L+R  ↗↘  	

## SPRINTER (906, 904)

3-t (906) **BUS**  
224


211CDI/215CDI

3-t (906) **KASTEN/BOX/BODY**  
224

209CDI/211CDI/213CDI/215CDI/218CDI

3-t (904) **PRITSCHEN/PLATFORM**  
224

209CDI/211CDI/213CDI/215CDI/218CDI



Baujahr 06/2006 -  
Year

06/2006 -

06/2006 -

VERGLEICHS-NR. CROSS-REF.-NO.	HEYD-NR.	BENENNUNG / ABMESSUNG DESCRIPTION / DIMENSION	EINBAU POSITION	BILD FIGURE
	<b>D 69.73</b>	Spurstange, aussen Tie rod end, outer	L+R  ↔↔	
<b>901 460 0485</b> A906 1048 1003 2E0 713 501	<b>D 69.74</b>	Spurstangengel. Innengew. Tie rod end, internal thread M16x1,5 RH	L+R  ↔↔	
<b>906 460 0055</b> A906 1055 1003 2E0 713 491	<b>D 69.75</b>	Axialgelenk Axial joint M16X1,5	L+R ↔ ↔	
<b>906 330 4007</b> 2E0 407 151M	<b>D 69.83</b>	Querlenker, Vorderachse Control arm, front axle	L ↓	
<b>906 330 4107</b> 2E0 407 152M	<b>D 69.82</b>	Querlenker, Vorderachse Control arm, front axle	R ↓	
<b>906 320 1789</b> 2E0 411 317C	<b>D 69.45</b>	Pendelstütze, Vorderachse Self-alignment link, front axle	L  ↗  	
<b>906 320 1889</b> 2E0 411 318C	<b>D 69.46</b>	Pendelstütze, Vorderachse Self-alignment link, front axle	R  ↖  	
<b>906 320 1389</b> 2E0 511 051F	<b>D 69.47</b>	Pendelstütze, Hinterachse Self-alignment link, rear axle	L+R  ↗↖  	


SPRINTER (906, 904)

3,5-t (906) **BUS**  
324

311CDI/315CDI  
3,5-t (906) **KASTEN/BOX/BODY**  
324

309CDI/311CDI/315CDI/318CDI  
3,5-t (904) **PRITSCHEN/PLATFORM**  
324

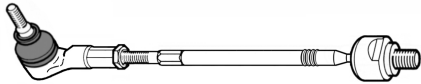
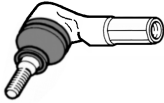

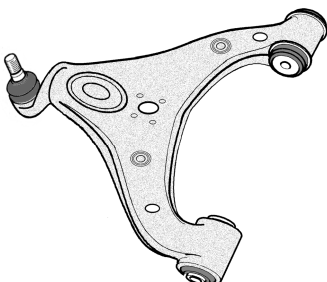
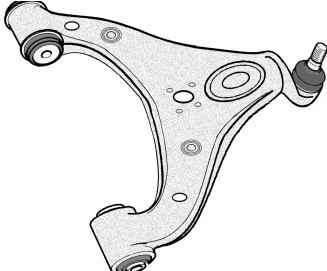

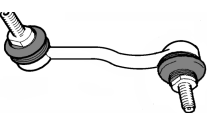

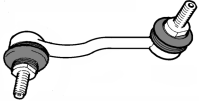


309CDI/311CDI/315CDI/318CDI



Baujahr 06/2006 -  
Year


06/2006 -

06/2006 -

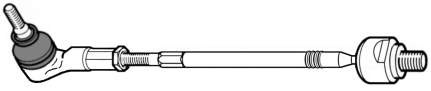
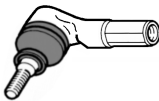
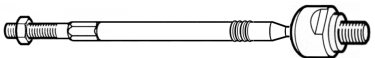

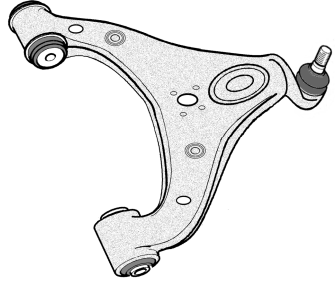

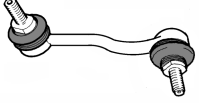

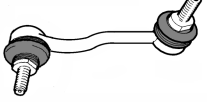


VERGLEICHS-NR. CROSS-REF.-NO.	HEYD-NR.	BENENNUNG / ABMESSUNG DESCRIPTION / DIMENSION	EINBAU POSITION	BILD FIGURE
	<b>D 69.73</b>	Spurstange, aussen Tie rod end, outer	L+R  ↔	
<b>901 460 0485</b> A906 1048 1003 2E0 713 501	<b>D 69.74</b>	Spurstangengel. Innengew. Tie rod end, internal thread M16x1,5 RH	L+R  ↔	
<b>906 460 0055</b> A906 1055 1003 2E0 713 491	<b>D 69.75</b>	Axialgelenk Axial joint M16X1,5	L+R ↔ ↔	
<b>906 330 4007</b> 2E0 407 151M	<b>D 69.83</b>	Querlenker, Vorderachse Control arm, front axle	L ↓	
<b>906 330 4107</b> 2E0 407 152M	<b>D 69.82</b>	Querlenker, Vorderachse Control arm, front axle	R ↓	
<b>906 320 1789</b> 2E0 411 317C	<b>D 69.45</b>	Pendelstütze, Vorderachse Self-alignment link, front axle	L  ↗  	
<b>906 320 1889</b> 2E0 411 318C	<b>D 69.46</b>	Pendelstütze, Vorderachse Self-alignment link, front axle	R  ↘  	
<b>906 320 1389</b> 2E0 511 051F	<b>D 69.47</b>	Pendelstütze, Hinterachse Self-alignment link, rear axle	L+R  ↗↘  	

SPRINTER (906, 904)

5-t (906) **KASTEN/BOX/BODY**  
509CDI/511CDI/515CDI/518CDI  
5-t (904) **PRITSCHEN/PLATTFORM**  
509CDI/511CDI/515CDI/518CDI



Baujahr 06/2006 -  
Year 06/2006 -

VERGLEICHS-NR. CROSS-REF.-NO.	HEYD-NR.	BENENNUNG / ABMESSUNG DESCRIPTION / DIMENSION	EINBAU POSITION	BILD FIGURE
	<b>D 69.73</b>	Spurstange, aussen Tie rod end, outer	L+R  ↔↔	
<b>901 460 0485</b> A906 1048 1003 2E0 713 501	<b>D 69.74</b>	Spurstangengel. Innengew. Tie rod end, internal thread M16x1,5 RH	L+R  ↔↔	
<b>906 460 0055</b> A906 1055 1003 2E0 713 491	<b>D 69.75</b>	Axialgelenk Axial joint M16X1,5	L+R ↔ ↔	
<b>906 330 4007</b> 2E0 407 151M	<b>D 69.83</b>	Querlenker, Vorderachse Control arm, front axle	L ↓	
<b>906 330 4107</b> 2E0 407 152M	<b>D 69.82</b>	Querlenker, Vorderachse Control arm, front axle	R ↓	
<b>906 320 1789</b> 2E0 411 317C	<b>D 69.45</b>	Pendelstütze, Vorderachse Self-alignment link, front axle	L  ↗  	
<b>906 320 1889</b> 2E0 411 318C	<b>D 69.46</b>	Pendelstütze, Vorderachse Self-alignment link, front axle	R  ↘  	
<b>906 320 1389</b> 2E0 511 051F	<b>D 69.47</b>	Pendelstütze, Hinterachse Self-alignment link, rear axle	L+R  ↗↘  	

- T1 (601) **BUS**  
208 2,3/210 2,3/210 2,8  
207D 2,4/208D 2,3/209D 2,9
- T1 (601) **KASTEN/BOX BODY**  
208 2,3/210 2,3/210 2,8  
207D 2,4/208D 2,3/209D 2,9
- T1 (601) **PRITSCHEN/PLATFORM**  
210 2,3  
207D 2,4/208D 2,3/209D 2,9/210D 2,8



Baujahr 05/1977 - 02/1996  
Year

05/1977 - 02/1996

01/1977 - 02/1996

VERGLEICHS-NR. CROSS-REF.-NO.	HEYD-NR.	BENENNUNG / ABMESSUNG DESCRIPTION / DIMENSION	EINBAU POSITION	BILD FIGURE
<b>602 330 0403</b> 602 330 0303	<b>D 50.07</b>	Spurstange, 1x verstellbar Tie rod, 2x adjustable K18 L= 1356 mm	C	
<b>601 330 5335</b>	<b>D 41.71</b>	Spurstangengelenk Tie rod end M20x1.5 LH, K18		
<i>VORDERACHS-NR./FRONT AXLE NO. 730 403/730 445</i>				
<b>602 330 5403</b> 602 330 1003 602 330 0903	<b>D 50.06</b>	Spurstange, 2x verstellbar Tie rod, 2x adjustable K18 L= 1356 mm	C	
<i>VORDERACHS-NR./FRONT AXLE NO. 730 404/730 446</i>				
<b>602 330 5735</b> 602 330 0135	<b>D 50.28</b>	Spurstangengelenk Tie rod end M24x1.5 LH, K18 L= 115 mm		
<b>602 330 5835</b> 602 330 0035	<b>D 50.27</b>	Spurstangengelenk Tie rod end M24x1.5 RH, K18 L= 115 mm		
<i>BIS/TILL FG-NR./CH-NO. 152 683 MIT SERVOLENKUNG/WITH POWER STEERING</i> <i>BIS/TILL FG-NR./CH-NO. 152 919 OHNE SERVOLENKUNG/WITHOUT POWER STEERING</i>				
<b>309 460 3205</b> 309 460 3105	<b>D 59.16</b>	Lenkstange verstellbar Drag link adjustable K18 L= 486 mm	L	
<b>310 330 1335</b> 000 460 8548	<b>D 52.22</b>	Spurstangengelenk Tie rod end M22x1.5 RH L= 95 mm		

FORTSETZUNG / CONTINUATION

- T1 (601) **BUS**  
208 2,3/210 2,3/210 2,8  
207D 2,4/208D 2,3/209D 2,9
- T1 (601) **KASTEN/BOX BODY**  
208 2,3/210 2,3/210 2,8  
207D 2,4/208D 2,3/209D 2,9
- T1 (601) **PRITSCHEN/PLATFORM**  
210 2,3  
207D 2,4/208D 2,3/209D 2,9/210D 2,8



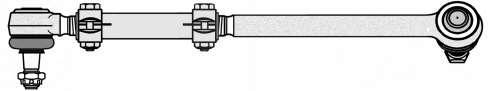
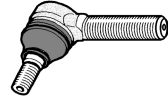

Baujahr 05/1977 - 02/1996  
Year

05/1977 - 02/1996

01/1977 - 02/1996

VERGLEICHS-NR. CROSS-REF.-NO.	HEYD-NR.	BENENNUNG / ABMESSUNG DESCRIPTION / DIMENSION	EINBAU POSITION	BILD FIGURE
----------------------------------	----------	--	--------------------	----------------

AB/FROM FG-NR./CH-NO. 152 684 MIT SERVOLENKUNG/WITH POWER STEERING  
AB/FROM FG-NR./CH-NO. 152 920 OHNE SERVOLENKUNG/WITHOUT POWER STEERING

<b>601 460 1505</b>	<b>D 50.15</b>	Lenkstange verstellbar Drag link adjustable K18 L= 470 mm	L   ⇐	
<b>310 330 1335</b> 000 460 8548	<b>D 52.22</b>	Spurstangengelenk Tie rod end M22x1.5 RH K18,		
<b>000 460 8748</b>	<b>D 52.23</b>	Spurstangengelenk Tie rod end M22x1.5 LH K18,		

- T1 (602) **BUS**  
308D 2,3/310D 2,9
- T1 (602) **KASTEN/BOX BODY**  
307D 2,4/308D 2,3/309D 3,0/310D 2,9
- T1 (602) **PRITSCHHE/PLATFORM**  
307D 2,4/308D 2,3/309D 3,0/310D 2,9




Baujahr 04/1977 - 02/1996  
Year 10/1982 - 02/1996  
10/1982 - 02/1996

VERGLEICHS-NR. CROSS-REF.-NO.	HEYD-NR.	BENENNUNG / ABMESSUNG DESCRIPTION / DIMENSION	EINBAU POSITION	BILD FIGURE
<i>VORDERACHS-NR./FRONT AXLE NO. 730 404/730 446</i>				
<b>602 330 0403</b> 602 330 0303	<b>D 50.07</b>	Spurstange, 1x verstellbar Tie rod, 2x adjustable K18 L= 1356 mm	C	
<b>601 330 5235</b>	<b>D 41.73</b>	Spurstangengelenk Tie rod end M20x1.5 RH, K18		
<i>VORDERACHS-NR./FRONT AXLE NO. 730 403/730 445</i>				
<b>602 330 5403</b> 602 330 1003 602 330 0903	<b>D 50.06</b>	Spurstange, 2x verstellbar Tie rod, 2x adjustable K18 L= 1356 mm	C	
<b>602 330 5735</b> 602 330 0135	<b>D 50.28</b>	Spurstangengelenk Tie rod end M24x1.5 LH, K18		
<b>602 330 5835</b> 602 330 0035	<b>D 50.27</b>	Spurstangengelenk Tie rod end M24x1.5 RH, K18		
<b>601 460 1505</b>	<b>D 50.15</b>	Lenkstange verstellbar Drag link adjustable K18 L= 470 mm	L	
<b>310 330 1335</b> 000 460 8548	<b>D 52.22</b>	Spurstangengelenk Tie rod end M22x1.5 RH, K18		
<b>000 460 8748</b>	<b>D 52.23</b>	Spurstangengelenk Tie rod end M22x1.5 RH, K18		

MERCEDES-BENZ V-KLASSE

W638/2 **GROSSRAUMLIMOUSINE**  
V200/V230/V280  
V200CDI/V220CDI/V230TD





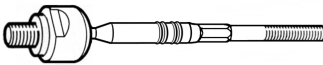




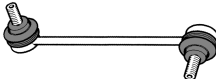
Baujahr 02/1996 - 07/2003  
Year

VERGLEICHS-NR. CROSS-REF.-NO.	HEYD-NR.	BENENNUNG / ABMESSUNG DESCRIPTION / DIMENSION	EINBAU POSITION	BILD FIGURE
638 460 0348 638 460 0048	D 79.30	Spurstangengelenk Innengew. Tie rod end internal thread M16x1,5 RH	L+R  ↔⇒	
638 460 0055	D 79.31	Axialgelenk, innen Axial joint, inner M16X1,5	L+R ⇔ ↔	
638 330 0010	D 79.95	Querlenker, Vorderachse Control arm, front axle	L ↓	
638 330 0110	D 79.96	Querlenker, Vorderachse Control arm, front axle	R ↓	
638 330 0027	D 79.90	Traggelenk, Vorderachse Suspension joint rear axle	L+R ↑	
638 323 0268	D 79.41	Stabilisator Vorderachse Link, stabilizer, front axle	L  ↗   	
638 323 0368	D 79.42	Stabilisator Vorderachse Link, stabilizer, front axle	R  ↘   	
638 326 0116 638 326 0016	D 79.48	Stabilisator Hinterachse Link, stabilizer, rear axle	L+R  ↗↘   	

VANEO (W414) GROSSRAUMLIMOUSINE  
1,6/1,9  
1,7CDI



Baujahr 02/2007 -  
Year


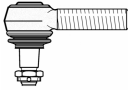
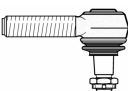
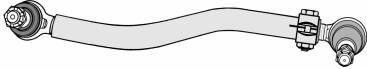
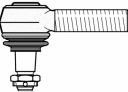
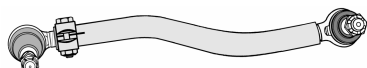
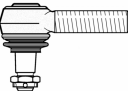
VERGLEICHS-NR. CROSS-REF.-NO.	HEYD-NR.	BENENNUNG / ABMESSUNG DESCRIPTION / DIMENSION	EINBAU POSITION	BILD FIGURE
414 460 0005 414 333 0235	D 03.69	Spurstangengel. Innengew. Tie rod end, internal thread. M 14x1,5 RH	L   ⇐	
414 460 0105 414 333 0135	D 03.70	Spurstangengel. Innengew. Tie rod end, internal thread. M14x1,5 RH,	R   ⇒	
414 460 0205 414 330 0035	D 03.68	Axialgelenk, innen Axial joint, inner M14x1,5	L ⇐	
414 330 0507 414 330 0307	D 03.93	Querlenker mit Gummilager. Control arm with bushing Vorderachse / front axle	L ↓	
414 330 0607 414 330 0407	D 03.94	Querlenker mit Gummilager. Control arm with bushing Vorderachse / front axle	R ↓	
414 330 0227 414 330 0127	D 03.91	Traggelenk, VA Suspension joint	L+R ↓	
414 320 0389 414 320 0189	D 03.40	Pendelstütze Vorderachse Self-alignment link front axle	L+R   ⇐ ⇨   	

## VARIO KASTEN/KOMBI/PRITSCH

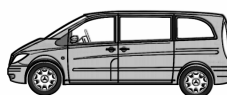
512D/612D/613D/614D/615D/616D/  
810DT/812D/812DA/813D/813DA/814D  
814DA/815D/815DA/816D/815DA





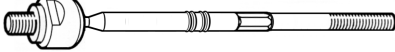
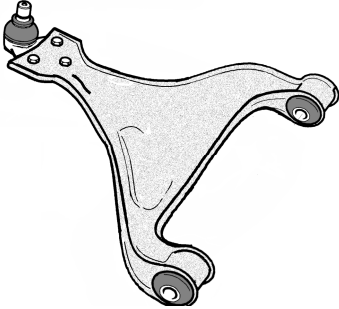
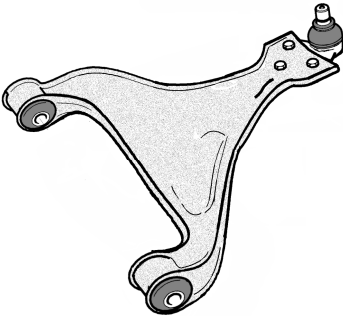


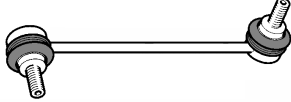

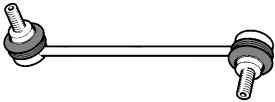
Baujahr 09/2006 -  
Year

VERGLEICH-NR. CROSS-REF.-NO.	HEYD-NR.	BENENNUNG DESCRIPTION	GRÖÙE BALL Ø	KONUS TAPER	LÄNGE LENGTH	BILD FIGURE
<b>670 330 0203</b>	<b>D 57.04</b>	Spurstange, Mitte Tie rod, centre Barre d'accouplement, centre 1x D 66.26 M24x1,5 RH 1x D 66.27 M24x1,5 LH	30	K22	1594	RØ36 
<b>000 330 9735</b>	<b>D 66.26</b>	Spurstangengelenk Tie rod end M24x1,5 RH	30	K22	105	
<b>000 330 9835</b>	<b>D 66.27</b>	Spurstangengelenk Tie rod end M24x1,5 LH	30	K22	105	
<b>667 460 1505</b>	<b>D 63.19</b>	Lenkstange Drag link 1x D 66.28 M28x1,5 RH	30	K22	504	RØ34 
<b>000 330 9335</b>	<b>D 66.28</b>	Spurstangengelenk Tie rod end M28x1,5 RH	136	4250	105	
<b>667 460 1605</b>	<b>D 63.20</b>	Lenkstange <i>RHD</i> Drag link 1x D 66.28 M28x1,5 RH	30	K22	504	RØ34 
<b>000 330 9335</b>	<b>D 66.28</b>	Spurstangengelenk Tie rod end M28x1,5 RH	30	K22	105	


VIANO (W639) GROSSRAUMLIMOUSINE  
3,2/3,5 126/3,7  
2,2CDI/2,2 CDI 4-matic/3,0 CDI



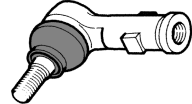
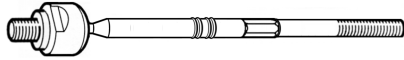




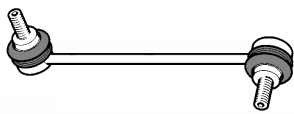

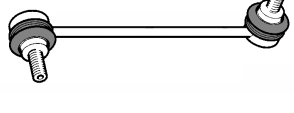

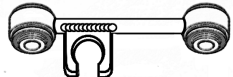
Baujahr 09/2003 -  
Year

VERGLEICHS-NR. CROSS-REF.-NO.	HEYD-NR.	BENENNUNG / ABMESSUNG DESCRIPTION / DIMENSION	EINBAU POSITION	BILD FIGURE
639 460 0048	D 79.35	Spurstangengel. Innengew. Tie rod end, internal thread M16x1,5 RH	L   ←	
639 460 0348	D 79.34	Spurstangengel. Innengew. Tie rod end, internal thread M16x1,5 RH	R   →	
639 460 0055	D 79.33	Axialgelenk, innen Axial joint, inner M16X1,5	L+R ⇔   ⇐	
639 330 0410	D 79.97	Querlenker, Vorderachse Control arm, front axle	L ↓	
639 330 0510	D 79.98	Querlenker, Vorderachse Control arm, front axle	R ↓	
639 333 0227	D 79.91	Führungsgelenk Suspension joint	L+R ↓	
639 320 0298 639 320 0089	D 79.43	Pendelstütze, Vorderachse Self-alignment link, front axle	L   ↗   	
639 320 0398 639 320 0189	D 79.44	Pendelstütze, Vorderachse Self-alignment link, front axle	R   ↘   	


VITO (W638) **BUS**  
 113 2,0/114 2,3  
 108D/108CDI/110TD/110CDI/112CDI  
 VITO (W638) **KASTEN**  
 113 2,0/114 2,3  
 108D/108CDI/110TD/110CDI/112CDI





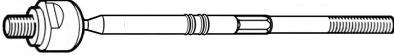
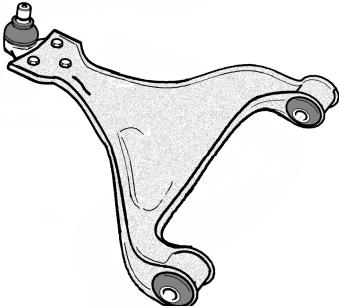
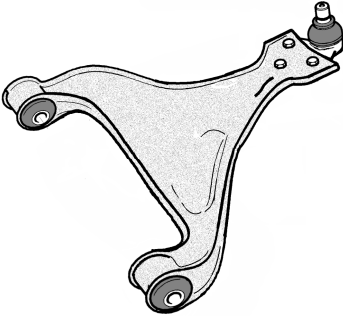


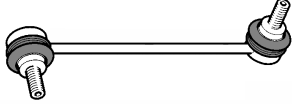
Baujahr 02/1996 - 07/2003  
 Year  
 03/1997 - 07/2003

VERGLEICHS-NR. CROSS-REF.-NO.	HEYD-NR.	BENENNUNG / ABMESSUNG DESCRIPTION / DIMENSION	EINBAU POSITION	BILD FIGURE
638 460 0348 638 460 0048	D 79.30	Spurstangengel. Innengew. Tie rod end, internal thread M16x1,5 RH	L+R  ↔	
638 460 0255	D 79.32	Axialgelenk, innen Axial joint, inner M16X1,5	L+R ↔ ↔	
638 330 0010	D 79.95	Querlenker, Vorderachse Control arm, front axle	L ↓	
638 330 0110	D 79.96	Querlenker, Vorderachse Control arm, front axle	R ↓	
638 330 0027	D 79.90	Führungsgelenk Suspension joint	L+R ↓	
638 323 0268	D 79.41	Drehstabgestänge Torsion bar rear ax	L  ↗  	
638 323 0368	D 79.42	Drehstabgestänge Torsion bar rear axle	R  ↘  	
638 326 0116 638 326 0016	D 79.48	Stabilisator Hinterachse Link, stabilizer, rear axle	L+R  ↗↘  	

VITO (W639) **BUS**  
119/122/123/126  
109CDI/111CDI/4x4/115CDI/4x4/120CDI  
VITO (W639) **KASTEN/BOX**  
119 3,2/122 3,2/126  
109CDI/111CDI/4x4/115CDI/4x4/120CDI



Baujahr 09/2003 -  
Year  
09/2003 -

VERGLEICHS-NR. CROSS-REF.-NO.	HEYD-NR.	BENENNUNG / ABMESSUNG DESCRIPTION / DIMENSION	EINBAU POSITION	BILD FIGURE
639 460 0048	D 79.35	Spurstangengel. Innengew. Tie rod end, internal thread M16x1,5 RH	L   ←	
639 460 0348	D 79.34	Spurstangengel. Innengew. Tie rod end, internal thread M16x1,5 RH	R   →	
639 460 0055	D 79.33	Axialgelenk, innen Axial joint, inner M16X1,5	L+R ⇔   ⇔	
639 330 0410	D 79.97	Querlenker, Vorderachse Control arm, front axle	L ↓	
639 330 0510	D 79.98	Querlenker, Vorderachse Control arm, front axle	R ↓	
639 333 0227	D 79.91	Führungsgelenk Suspension joint	L+R ↓	
639 320 0298 639 320 0089	D 79.43	Pendelstütze, Vorderachse Self-alignment link, front axle	L   ↗   	
639 320 0398 639 320 0189	D 79.44	Pendelstütze, Vorderachse Self-alignment link, front axle	R   ↘   