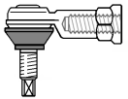
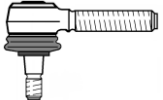
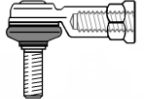
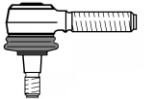
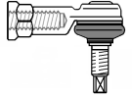
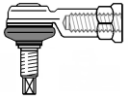
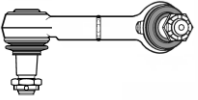
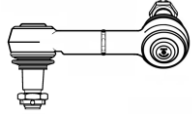



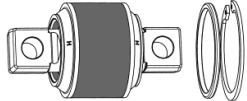
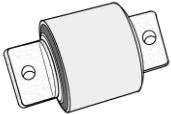
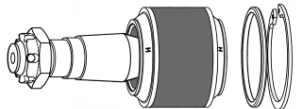
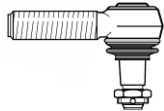

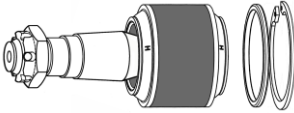
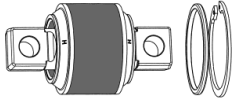
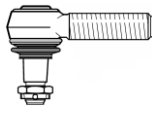
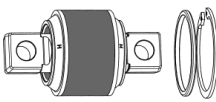
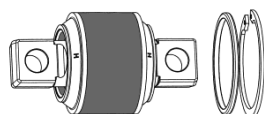
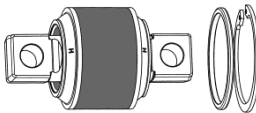
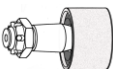
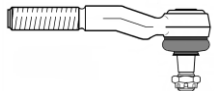

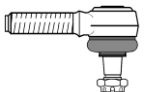
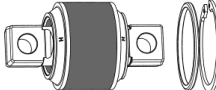
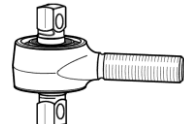
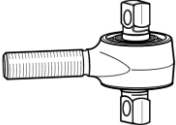
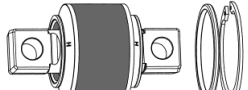
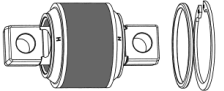
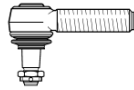
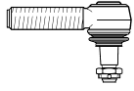


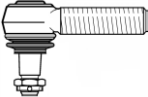
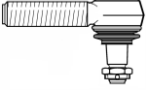
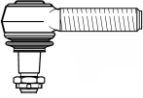
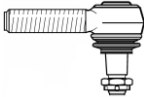
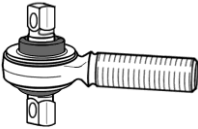
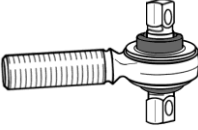
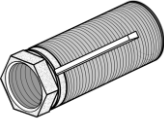
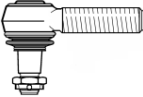
VERGLEICHS-NR. CROSS-REF.-NO.	HEYD-NR.	BENENNUNG DESCRIPTION	GRÖßE BALL Ø	KONUS TAPER	LÄNGE LENGTH	BILD FIGURE
000 268 4689	D 60.83	Kugelgelenk, RH, M12x1,75 # Ball joint, RH, M12x1,75 #	16	M10 SW6	55	
000 268 4789	D 60.84	Kugelgelenk, LH, M12x1,75 # Ball joint, LH, M12x1,75 #	16	M10 SW6	55	
000 268 4889	D 60.85	Kugelgelenk, RH, M14x1,5 Tie rod end, RH, M14x1,5	20	K12	85	
000 268 5289	D 60.86	Kugelgelenk, RH, M14x1,5 Tie rod end, RH, M14x1,5	20	K12 SW6	85	
000 268 5589	D 60.87	Kugelgelenk, RH, M12x1,75 # Ball joint, RH, M12x1,75 #	16	M10	55	
000 268 5989	D 60.88	Kugelgelenk, RH, M14x1,5 Tie rod end, RH, M14x1,5	20	K12	55	
000 268 6189	D 60.81	Kugelgelenk, LH, M12x1,75 # Ball joint, LH, M12x1,75 #	16	M10 SW6	55	
000 268 6389	=	000 268 5589 = D 60.87				
000 268 6289	D 60.82	Kugelgelenk, RH, M12x1,75 # Ball joint, RH, M12x1,75 #	16	M10 SW6	55	
000 320 0028	=	631 320 0028 = D 79.50				
000 320 0128	=	631 320 0028 = D 79.50				
000 320 0132	D 52.50	Stabilisator, fest R Stabilizer rod, fixed	40	K30	148 RØ31	

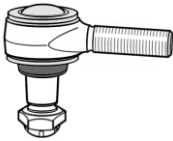
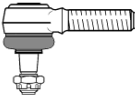
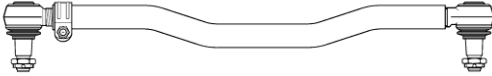

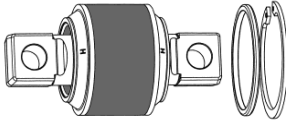
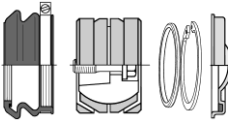
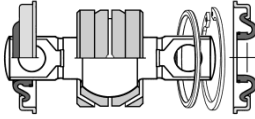
VERGLEICHS-NR. CROSS-REF.-NO.	HEYD-NR.	BENENNUNG DESCRIPTION	GRÖÖE BALL Ø	KONUS TAPER	LÄNGE LENGTH	BILD FIGURE
000 320 0232	D 52.51	Stabilisator, fest, L Stabilizer rod, fixed	40	K30	148 RØ31	
000 320 0832	=	000 320 0232 = D 52.51				
000 320 0932	=	000 320 0132 = D 52.50				
000 322 0223	D 52.60	Stabilisator, fest Stabilizer rod, fixed			1815 RØ60	
000 322 0323	D 52.61	Stabilisator, fest Stabilizer rod, fixed			1815 RØ58	
000 322 0423	D 52.62	Stabilisator, fest Stabilizer rod, fixed			1815 RØ60	
000 330 0075	DR 814	Rep.-Satz, Kugelstück, Molekular Rep.-kit, with pivot pin, molecular	70	● 16 ⇒ 30 ⇐	<130>	
000 330 0080	DR 770	Rep.-Satz, Kugelstück, Molekular Rep.-kit, with pivot pin, molecular				
000 330 0107	MNR 821	Rep.-Satz, Kugelzapfen, Molekul. Rep.-kit, with ball pin, molecular	70	K48	245	
000 330 0148	D 61.21	Kugelgelenk, LH, M30x1,5 Tie rod end, LH, M30x1,5	35	K26	115	

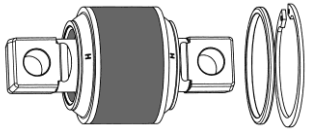
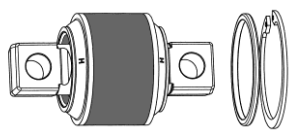
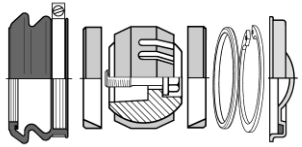
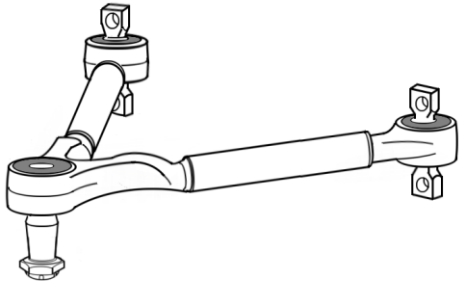
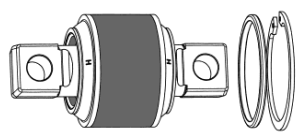
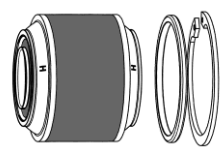
VERGLEICHS-NR. CROSS-REF.-NO.	HEYD-NR.	BENENNUNG DESCRIPTION	GRÖßE BALL Ø	KONUS TAPER	LÄNGE LENGTH	BILD FIGURE
000 330 1611	DR 745	Rep.-Satz, Kugelstück, Molekular Rep.-kit, with pivot pin, molecular	86,5Ø	M24x1,5	70	
000 330 0107	MNR 821	Rep.-Satz, Kugelzapfen, Molekular Repair kit, with ball pin, Molecular	70	K 48	245	
000 330 0207	MNR 813	Rep.-Satz, Kugelstück, Molekular Rep.- kit, with pivot pin, molecular	62	●19 ⇒24⇐	<130>	
000 330 0235	=	000 330 8635 = D 60.24				
000 330 0248	D 61.22	Kugelgelenk, RH, M30x1,5 Tie rod end, RH, M30x1,5	35	K26	115	
000 330 0335	=	000 330 8535 = D 60.23				
000 330 0511	DR 812	Rep.-Satz, Kugelstück, Molekular Rep.- kit, with pivot pin, molecular	55	●19 ⇒24⇐	<130>	
000 330 0611	MNR 815	Rep.-Satz, Kugelstück, Molekular Rep.-kit, with pivot pin, Molecular	70	●19 ⇒30⇐	<130>	
000 330 0635	=	000 330 8535 = D 60.23				
000 330 0707	MNR 814	Rep.-Satz, Kugelstück, Molekular Rep.-kit, with pivot pin, molecular	70	●17 ⇒24⇐	<115>	
000 330 0711	DR 801	Rep.-Satz, Kugelzapfen, Molekular Rep.-kit, with ball pin, molecular	35	K28		
000 330 0735	=	000 330 8635 = D 60.24				

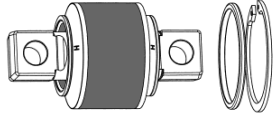
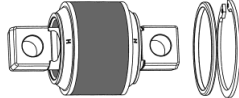
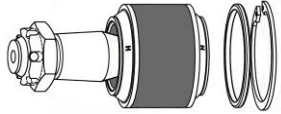
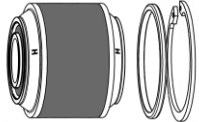
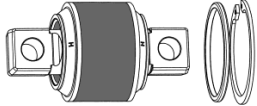
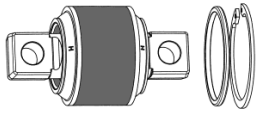
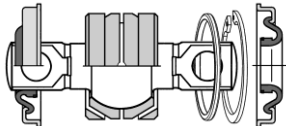
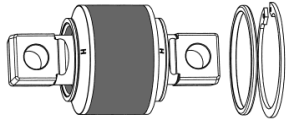
VERGLEICHS-NR. CROSS-REF.-NO.	HEYD-NR.	BENENNUNG DESCRIPTION	GRÖßE BALL Ø	KONUS TAPER	LÄNGE LENGTH	BILD FIGURE
000 330 0827	=	000 333 0827 = D 61.28				
000 330 0835	D 59.26	Kugelgelenk, LH, M22x1,5 Tie rod end, LH, M22x1,5	24	K18	160	
000 330 0935	D 59.27	Kugelgelenk, RH, M22x1,5 Tie rod end, RH, M22x1,5	24	K18	160	
000 330 1035	=	001 330 1435 = D 59.22				
000 330 1135	D 59.23	Kugelgelenk, LH, M24x1,5 Tie rod end, LH, M24x1,5	24	K18	95	
000 330 1235	=	000 330 9735 = D 66.26				
000 330 1335	=	000 330 9835 = D 66.27				
000 330 1411	DR 811	Rep.-Satz, Kugelstück, Molekular Rep.-kit, with pivot pin, molecular	55	●17 ⇒20⇐	<100>	
000 330 1435	=	000 330 9335 = D 66.28				
000 330 1535	=	000 330 9335= D 66.28				
000 330 1811	D 89.04	Kugelgelenk, RH, M38x1,5 Tie rod end, RH, M38x1,5 Molekular / molecular	55	●15 ⇒24⇐	135 <110>	
000 330 1911	D 89.02	Kugelgelenk, LH, M38x1,5 Tie rod end, LH, M38x1,5 Molekular / molecular	55	●15 ⇒24⇐	135 <110>	
000 330 1935	=	001 330 2735 = D 56.24				
000 330 2011	MNR 912	Rep.-Satz, Kugelstück, Molekular Repair kit, with pivot pin, molecular	62	●19	<130>	
000 330 2111	DR 807	Rep.-Satz, Kugelstück, Molekular Repair kit, with pivot pin, molecular	55	●17 ⇒24⇐	<115>	

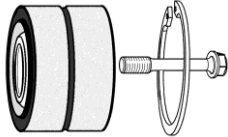
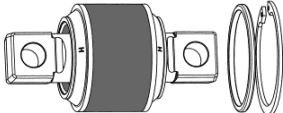
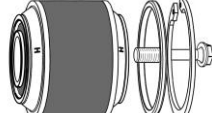
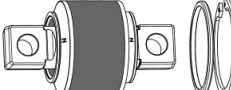
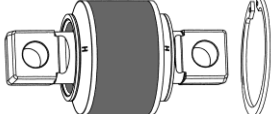
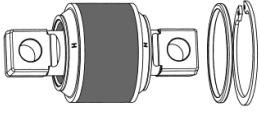
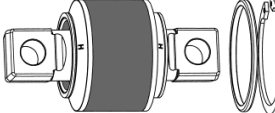
VERGLEICHS-NR. CROSS-REF.-NO.	HEYD-NR.	BENENNUNG DESCRIPTION	GRÖßE BALL Ø	KONUS TAPER	LÄNGE LENGTH	BILD FIGURE
000 330 2211	=	000 330 0511 = DR 812				
000 330 2635	=	001 330 0835 = D 66.23				
000 330 2735	=	001 330 0735 = D 66.24				
000 330 2935	=	001 330 2735 = D 56.24				
000 330 3135	=	001 330 0335 = D 66.31				
000 330 3235	=	001 330 0135 = D 66.32				
000 330 3335	=	000 330 9435 = D 66.33				
000 330 4035	=	001 330 2635 = D 56.23				
000 330 4135	=	001 330 2735 = D 56.24				
000 330 5029	=	001 330 2735 = D 56.24				
000 330 5035	=	000 460 8548 = D 52.22				
000 330 5635	=	000 460 4348 = D 53.25				
000 330 6835	=	000 330 8635 = D 60.24				
000 330 6935	=	001 330 0835 = D 66.23				
000 330 7035	=	001 330 0735 = D 66.24				
000 330 7135	=	000 330 9335 = D 66.28				
000 330 7235	=	000 330 9435 = D 66.33				
000 330 7535	=	000 330 9735 = D 66.26				
000 330 7735	=	001 330 2635 = D 56.23				
000 330 7835	=	001 330 2735 = D 56.24				
000 330 8135	=	001 330 0335 = D 66.31				
000 330 8535	D 60.23	Kugelgelenk, RH, M24x1,5 Tie rod end, RH, M24x1,5	27	K20	95	
000 330 8635	D 60.24	Kugelgelenk, LH, M24x1,5 Tie rod end, LH, M24x1,5	27	K20	95	
000 330 8735	=	000 330 8535 = D 60.23				
000 330 8835	=	000 330 8636 = D 60.24				

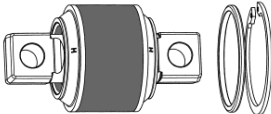
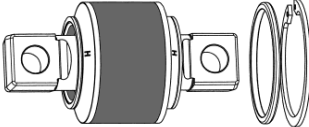
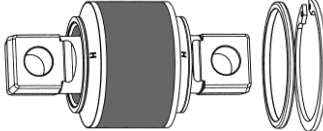
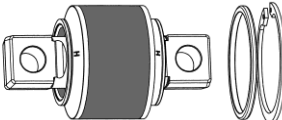
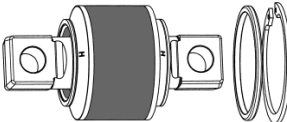
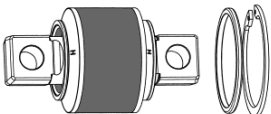
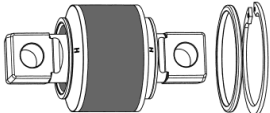
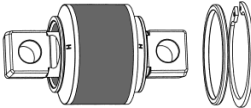
VERGLEICH-NR. CROSS-REF.-NO.	HEYD-NR.	BENENNUNG DESCRIPTION	GRÖÖE BALL Ø	KONUS TAPER	LÄNGE LENGTH	BILD FIGURE
000 330 9335	D 66.28	Kugelgelenk, RH, M28x1,5 Tie rod end, RH, M28x1,5	30	K22	105	
000 330 9435	D 66.33	Kugelgelenk, LH, M28x1,5 Tie rod end, LH, M28x1,5	30	K22	105	
000 330 9535	=	000 330 9335 = D 66.28				
000 330 9635	=	000 330 9435 = D 66.33				
000 330 9735	D 66.26	Kugelgelenk, RH, M24x1,5 Tie rod end, RH, M24x1,5	30	K22	105	
000 330 9835	D 66.27	Kugelgelenk, LH, M24x1,5 Tie rod end, LH, M24x1,5	30	K22	105	
000 330 9935	=	000 330 9735 = D 66.26				
000 333 0027	=	000 330 1811 = D 89.04				
000 333 0127	=	000 330 1911 = D 89.02				
000 333 0427	D 89.01	Kugelgelenk, RH, M38x1,5 Tie rod end, RH, M38x1,5	53	●18 ⇔24⇔	150 <102>	
000 333 0627	D 89.03	Kugelgelenk, LH M38x1,5 Tie rod end, LH M38x1,5	53	●18 ⇔24⇔	150 <102>	
000 338 0250	D 52.00	Spureinstellung Distanzhülse mit Gewinde Wheel alignment Thredecl spacer	Innengewind. Internal thread M30x1,5 RH	M38x1,5 LH	90	
000 333 0827	D 61.28	Kugelgelenk, RH, M24x1,5 Tie rod end, RH, M24x1,5	35	K26	115	

VERGLEICHS-NR. CROSS-REF.-NO.	HEYD-NR.	BENENNUNG DESCRIPTION	GRÖßE BALL Ø	KONUS TAPER	LÄNGE LENGTH	BILD FIGURE
000 338 1610	=	001 330 1435 = D 59.22				
000 338 1810	=	000 460 4348 = D 53.25				
000 338 3110	D 52.26	Kugelgelenk, RH, M38x1,5 Tie rod end, RH, M38x1,5 1x DR 501	65 65	K45	160	
000 338 3410	=	001 330 0135 = D 66.32				
000 338 3429	=	000 330 9735 = D 66.26				
000 338 3529	=	000 330 9735 = D 66.26				
000 338 4923	D 53.24	Kugelgelenk, RH, M22x1,5 Tie rod end, RH, M22x1,5	24	K18	95	
000 338 4929	=	001 330 2635 = D 56.23				
000 338 5029	=	001 330 2735 = D 56.24				
000 338 9815	D 51.19	Spurstange, 1x verstellbar Tie rod, 1x adjustable 1x D 66.26 M24x1,5 RH	30	K22	1115 RØ42	
000 350 0105	DR 952	Rep.-Satz, Kugelhülse Rep.-kit, with ball housing	80	IK40	62	
000 350 0113	DR 817	Rep.-Satz, Kugelstück, Molekular Rep.- kit, with pivot pin, molecular	90	●21 ⇨24⇦	<152>	
000 350 0205	DR 756	Rep.-Satz, Kugelhülse Rep.-kit, with ball housing	65	IK38	50	
000 350 0213	DR 552	Rep.-Satz, Kugelstück Rep.-kit, with pivot pin	65	●21 ⇨24⇦	<152>	

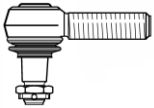
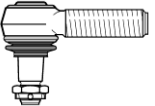
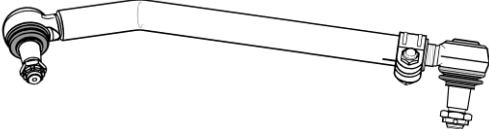
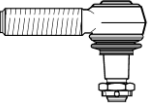


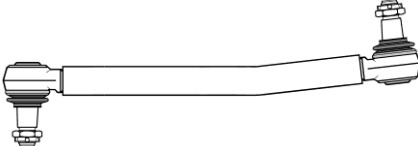

VERGLEICHS-NR. CROSS-REF.-NO.	HEYD-NR.	BENENNUNG DESCRIPTION	GRÖÖE BALL Ø	KONUS TAPER	LÄNGE LENGTH	BILD FIGURE
000 350 0305	=	000 350 0213 = DR 555				
000 350 0413	DR 816	Rep.-Satz, Kugelstück, Molekular Rep.- kit, with pivot pin, molecular	80	●21 ⇒24←	<152>	
000 350 0505	=	000 350 0213 = DR 555				
000 350 0506	MNR 815	Rep.-Satz, Kugelstück, Molekular Rep.- kit, with pivot pin, molecular	70	●19 ⇒30←	<130>	
000 350 0513	MNR 958	Rep.-Satz, Kugelhülse Rep.-kit, with ball housing	80	IK49	59	
000 350 0706	D 93.A	Dreieckslenker Triangular torque rod	80/70 80 70	K45 ●21	720 RØ56 663 <152>	
000 350 0613	DR 815	Rep.-Satz, Kugelstück, Molekular Rep.- kit, with pivot pin, molecular	70	●21 ⇒24←	<152>	
000 350 0905	DR 954	Rep.-Satz, Kugelhülse Rep.-kit, with ball housing	80			

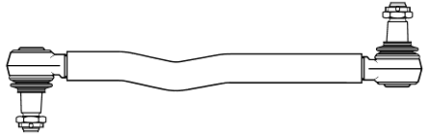
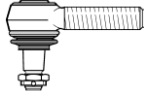
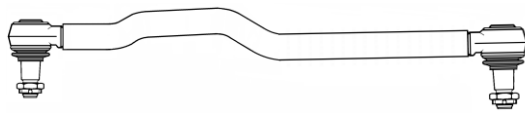
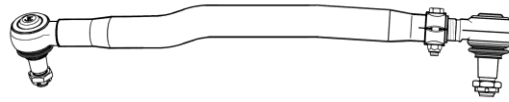
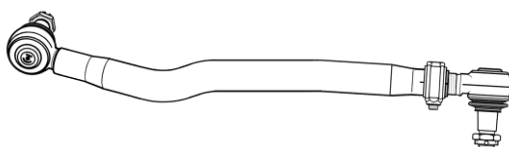
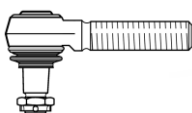
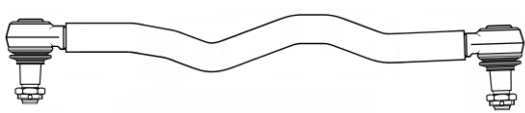
VERGLEICHS-NR. CROSS-REF.-NO.	HEYD-NR.	BENENNUNG DESCRIPTION	GRÖßE BALL Ø	KONUS TAPER	LÄNGE LENGTH	BILD FIGURE
000 350 0906	DR 839	Rep.-Satz, Kugelstück, Molekular Rep.-kit, with pivot pin, molecular	70	●19 ⇒30⇐	<130>	
000 350 1005	DR 810	Rep.-Satz, Kugelstück, Molekular Rep.-kit, with pivot pin, molecular	55	●15 ⇒24⇐	<115>	
000 350 1013	DR 821	Rep.-Satz, Kugelzapfen, Molekular Rep.- kit, with ball pin, molecular	70	K45		
000 350 1105	DR 959	Rep.-Satz, Kugelhülse Rep.-kit, with ball housing	80	IK46	72,5	
000 350 1205	DR 825	Rep.-Satz, Kugelstück, Molekular Rep.- kit, with pivot pin, molecular	62	●19 ⇒24⇐	<126>	
000 350 1305	DR 813	Rep.-Satz, Kugelstück, Molekular Rep.- kit, with pivot pin, molecular	62	●17 ⇒24⇐	<130>	
000 350 1405	DR 556	Rep.-Satz, Kugelstück Rep.-kit, with pivot pin	65	●21 ⇒24⇐	<152>	
000 350 1513	DR 838	Rep.-Satz, Kugelstück, Molekular Rep.- kit, with pivot pin, molecular	70	●19 ⇒24⇐	<130>	

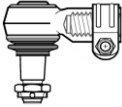

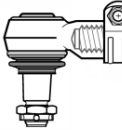
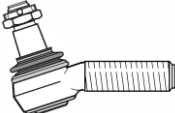


VERGLEICHS-NR. CROSS-REF.-NO.	HEYD-NR.	BENENNUNG DESCRIPTION	GRÖÙE BALL Ø	KONUS TAPER	LÄNGE LENGTH	BILD FIGURE
000 350 1705	DR 957	Rep.-Satz, Kugelhülse Rep.-kit, with ball housing	80	IK40	Ø108	
000 350 1805	DR 831	Rep.-Satz, Kugelstück, Molekular Rep.- kit, with pivot pin, molecular	70	●25 ⇒24⇐	<152>	
000 350 1905	DR 955	Rep.-Satz, Kugelhülse Rep.-kit, with ball housing.	80	IK40	Ø108	
000 350 2005	=	000 350 4705 = DR 808				
000 350 2011	MNR 912	Rep.-Satz, Kugelstück, Molekular Rep.- kit, with pivot pin, molecular	62	●19	<130>	
000 350 2105	=	000 350 4605 = DR 826				
000 350 2205	DR 827	Ersetzt durch: DR 823 Substituted by: DR 823				
000 350 2305	DR 830	Ersetzt durch: DR 870 Substituted by: DR 870				
000 350 2405	DR 834	Rep.-Satz, Kugelstück, Molekular Rep.- kit, with pivot pin, molecular	80	●25 ⇒24⇐	<152>	
000 350 2505	DR 828	Ersetzt durch: DR 823 Substituted by: DR 823				
000 350 2605	DR 836	Rep.-Satz, Kugelstück, Molekular Rep.- kit, with pivot pin, molecular	62	●21 ⇒24⇐	<152>	
000 350 2705	DR 832	Rep.-Satz, Kugelstück, Molekular Rep.- kit, with pivot pin, molecular	70	●21 ⇒24⇐	<152>	

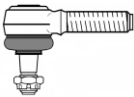

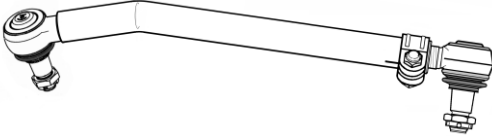

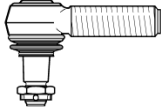
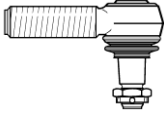
VERGLEICHS-NR. CROSS-REF.-NO.	HEYD-NR.	BENENNUNG DESCRIPTION	GRÖßE BALL Ø	KONUS TAPER	LÄNGE LENGTH	BILD FIGURE
000 350 2805	DR 833	Rep.-Satz, Kugelstück, Molekular Rep.- kit, with pivot pin, molecular	70	●25 ⇒24⇐	<130>	
000 350 2905	DR 960	Rep.-Satz, Kugelstück, Molekular Rep.- kit, with pivot pin, molecular	90	●25 ⇒24⇐	<152>	
000 350 3605	DR 860	Rep.-Satz, Kugelstück, Molekular Rep.- kit, with pivot pin, molecular	90	●25 ⇒30⇐	<152>	
000 350 3705	DR 835	Rep.-Satz, Kugelstück, Molekular Rep.- kit, with pivot pin, molecular	70	●23 ⇒30⇐	<130>	
000 350 4405	DR 870	Rep.-Satz, Kugelstück, Molekular Rep.- kit, with pivot pin, molecular	70	●25 ⇒24⇐	<152>	
000 350 4505	DR 823	Rep.-Satz, Kugelstück, Molekular Rep.- kit, with pivot pin, molecular	62	●25 ⇒24⇐	<130>	
000 350 4605	DR 826	Rep.-Satz, Kugelstück, Molekular Rep.- kit, with pivot pin, molecular	62	●25 ⇒24⇐	<152>	
000 350 4705	DR 808	Rep.-Satz, Kugelstück, Molekular Rep.- kit, with pivot pin, molecular	55	●23 ⇒24⇐	<130>	

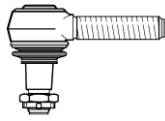
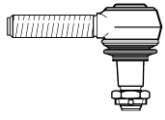


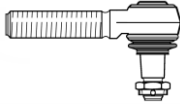

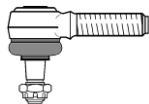


VERGLEICHS-NR. CROSS-REF.-NO.	HEYD-NR.	BENENNUNG DESCRIPTION	GRÖßE BALL Ø	KONUS TAPER	LÄNGE LENGTH	BILD FIGURE
000 350 4805	DR 824	Rep.-Satz, Kugelstück, Molekular Rep.- kit, with pivot pin, molecular	70	●23 ⇒24⇐	<130>	
000 350 4905	DR 837	Rep.-Satz, Kugelstück, Molekular Rep.- kit, with pivot pin, molecular	80	●25	<152>	
000 360 098 524	=	941 330 0011 = D 80.B				
000 460 0148	=	000 460 2648 = D 61.23				
000 460 0348	=	000 460 2848 = D 61.25				
000 460 0205	D 73.18	Lenkstange, 1x verstellbar Drag link, 1x adjustable 1x D 61.25 M30x1,5 RH	40	K30	870 RØ52	
000 460 0505	D 74.14	Lenkstange, fest Drag link, fixed	40	K30	1205 RØ48	
000 460 0605	=	699 460 5805 = D 74.20				
000 460 0648	=	000 460 3448 = D 61.24				
000 460 0705	D 74.21	Lenkstange, 1x verstellbar Drag link, 1x adjustable 1x D 61.25 M30x1,5 RH	40	K30	885 RØ42	
000 460 1248	=	000 460 3448 = D 61.24				
000 460 1748	D 52.28	Kugelgelenk, RH, M38x1,5 Tie rod end, RH, M38x1,5	50	K38	135	
000 460 2148	=	000 460 8548 = D 52.22				
000 460 2405	D 68.01	Lenkstange, 1x verstellbar Drag link, 1x adjustable 1x D 61.25 M30x1,5 RH	40	K30	820 RØ42	

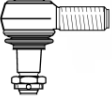
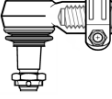
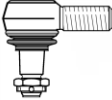
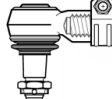

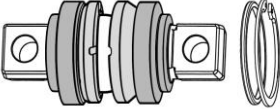
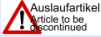
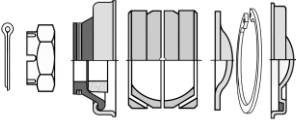
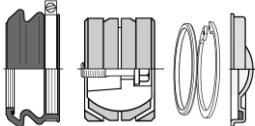
VERGLEICHS-NR. CROSS-REF.-NO.	HEYD-NR.	BENENNUNG DESCRIPTION	GRÖßE BALL Ø	KONUS TAPER	LÄNGE LENGTH	BILD FIGURE
000 460 2505	=	000 460 2405 = D 68.01				
000 460 2648	D 61.23	Kugelgelenk, RH, M30x1,5 Tie rod end, RH, M30x1,5	40	K26	120	
000 460 2805	=	000 460 3605 = D 68.09				
000 460 2748	=	000 460 2648 = D 61.23				
000 460 2848	D 61.25	Kugelgelenk, RH, M30x1,5 Tie rod end, RH, M30x1,5	40	K30	120	
000 460 2948	=	000 460 2848 = D 61.25				
000 460 3105	D 67.80	Lenkstange, 1x verstellbar Drag link, 1x adjustable 1x D 61.25 M30x1,5 RH	40	K30	825 RØ42	
000 460 3448	D 61.24	Kugelgelenk, LH, M30x1,5 Tie rod end, LH, M30x1,5	40	K30	120	
000 460 3548	=	000 460 3448 = D 61.24				
000 460 3605	D 68.09	Lenkstange, 2x verstellbar Drag link, 2x adjustable 1x D 65.21 M30x1,5 RH 1x D 65.22 M30x1,5 LH	40	K32	600 RØ40	
000 460 3905	D 75.04	Lenkstange, 2x verstellbar Drag link, 2x adjustable 1x D 65.21 M30x1,5 RH 1x D 65.22 M30x1,5 LH	40	K32	525 RØ40	
000 460 4005	D 68.49	Lenkstange, fest Drag link, fixed	40	K32	650 RØ42	
000 460 4105	D 68.03	Lenkstange, fest Drag link, fixed	40	K32	1242 RØ52	

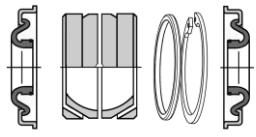
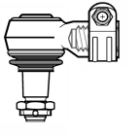
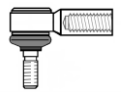
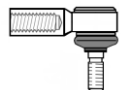
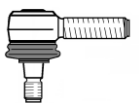
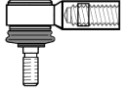
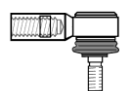
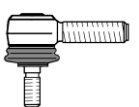
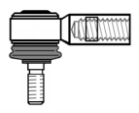
VERGLEICHS-NR. CROSS-REF.-NO.	HEYD-NR.	BENENNUNG DESCRIPTION	GRÖÖE BALL Ø	KONUS TAPER	LÄNGE LENGTH	BILD FIGURE
000 460 4148	=	000 460 8548 = D 52.22				
000 460 4248	=	000 460 8448 = D 52.23				
000 460 4305	D 68.10	Lenkstange, fest Drag link, fixed	40	K32	680 RØ42	
000 460 4348	D 53.25	Kugelgelenk, RH, M24x1,5 Tie rod end, RH, M24x1,5	30	K20	105	
000 460 4405	D 68.07	Lenkstange, fest Drag link, fixed	40	K32	1115 RØ52	
000 460 4505	D 68.08	Lenkstange, 1x verstellbar Drag link, 1x adjustable 1x D 65.21 M30x1,5 RH	40	K32	870 RØ48	
000 460 4548	=	000 460 8548 = D 52.22				
000 460 4605	D 68.11	Lenkstange, 1x verstellbar RHD Drag link, 1x adjustable 1x D 65.21 M30x1,5 RH	40	K32	870 RØ48	
000 460 4648	=	000 460 8648 = D 52.23				
000 460 4705	=	625 460 8205 = D 65.52				
000 460 4805	=	001 460 3905 = D 68.62				
000 460 4848	D 61.32	Kugelgelenk, RH, M30x1,5 Tie rod end, RH, M30x1,5	40	K32	155	
000 460 4905	D 68.19	Lenkstange, fest Drag link, fixed	40	K32	1190 RØ52	

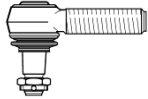
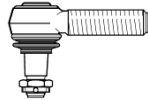


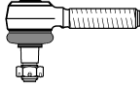
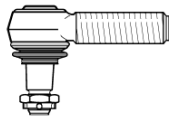
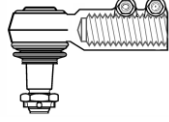
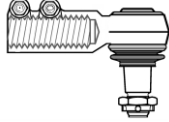
VERGLEICHS-NR. CROSS-REF.-NO.	HEYD-NR.	BENENNUNG DESCRIPTION	GRÖßE BALL Ø	KONUS TAPER	LÄNGE LENGTH	BILD FIGURE
000 460 4948	D 68.22	Kugelgelenk, RH, M26x1,5 # Tie rod end, RH, M26x1,5 #	40	K30	95	
000 460 5005	D 68.46	Lenkstange, fest RHD Drag link, fixed	40	K32	1190 RØ52	
000 460 5048	D 68.26	Kugelgelenk, RH, M26x1,5 # Tie rod end, RH, M26x1,5 #	40	K32	95	
000 460 5105	=	000 460 3606 = D 68.09				
000 460 5248	D 68.24	Kugelgelenk, RH, M30x1,5 Tie rod end, RH, M30x1,5	40	K30	120	
000 460 5405	=	000 460 4005 = D 68.49				
000 460 5505	=	000 460 4105 = D 68.03				
000 460 5648	=	000 460 4348 = D 53.25				
000 460 5748	=	000 460 6848 = D 65.21				
000 460 5848	=	000 460 6948 = D 65.22				
000 460 6005	D 68.48	Lenkstange, 2x verstellbar Drag link, 2x adjustable 1x D 65.21 M30x1,5 RH 1x D 65.22 M30x1,5 LH	40	K32	685 RØ40	
000 460 6048	=	000 460 6848 = D 65.21				
000 460 6148	=	000 460 6948 = D 65.22				
000 460 6205	D 68.45	Lenkstange, fest Drag link, fixed	40	K32	1253 RØ57	
000 460 6305	=	000 460 6005 = D 68.48				

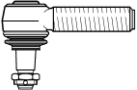
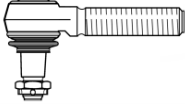




VERGLEICHS-NR. CROSS-REF.-NO.	HEYD-NR.	BENENNUNG DESCRIPTION	GRÖÖE BALL Ø	KONUS TAPER	LÄNGE LENGTH	BILD FIGURE
000 460 6548	D 79.26	Kugelgelenk, RH, M18x1,5 Tie rod end, RH, M18x1,5	25	K18	95	
000 460 6605	D 68.50	Lenkstange, fest Drag link, fixed	40	K32	1130 RØ40	
000 460 6705	D 68.51	Lenkstange, 1x verstellbar Drag link, 1x adjustable 1x D 65.21 M30x1,5 RH	40	30/32	885 RØ40	
000 460 6748	MN 63.22	Kugelgelenk, RH M52x1,5# Tie rod end, RH M52x1,5#	40	K30	168	
000 460 6848	D 65.21	Kugelgelenk, RH, M30x1,5 Tie rod end, RH, M30x1,5	40	K32	120	
000 460 6905	=	000 460 6705 = D 68.51				
000 460 6948	D 65.22	Kugelgelenk, LH, M30x1,5 Tie rod end, LH, M30x1,5	40	K32	120	
000 460 7048	=	000 460 6848 = D 65.21				
000 460 7105	=	001 460 6705 = D 68.53				
000 460 7205	=	001 460 6705 = D 68.53				
000 460 7148	=	000 460 6948 = D 65.22				
000 460 7205	=	001 460 6705 = D 68.53				
000 460 7248	=	000 330 8535 = D 60.23				
000 460 7348	=	000 330 8635 = D 60.24				
000 460 7548	=	000 460 6848 = D 65.21				

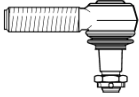
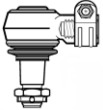




VERGLEICH-NR. CROSS-REF.-NO.	HEYD-NR.	BENENNUNG DESCRIPTION	GRÖßE BALL Ø	KONUS TAPER	LÄNGE LENGTH	BILD FIGURE
000 460 7748	D 65.24	Kugelgelenk, RH M24x1,5 Tie rod end, RH M24x1,5	40	K30	120	
000 460 7848	D 65.23	Kugelgelenk, LH M24x1,5 Tie rod end, LH M24x1,5	40	K30	120	
000 460 7905	D 68.52 	Lenkstange, 2x verstellbar Drag link, 2x adjustable 1x D 65.21 M30x1,5 RH 1x D 65.22 M30x1,5 LH	40	K32	675 RØ40	
000 460 8105	=	000 460 4605 = D 68.11				
000 460 8348	=	001 330 0135 = D 66.32				
000 460 8448	D 65.26	Kugelgelenk, LH, M30x1,5 Tie rod end, LH, M30x1,5	40	K32	155	
000 460 8505	D 67.85	Lenkstange, fest Drag link, fixed	40	K30	2009 RØ40	
000 460 8548	D 52.22	Kugelgelenk, RH, M22x1,5 Tie rod end, RH, M22x1,5	27	K18	95	
000 460 8648	D 52.23	Kugelgelenk, LH, M22x1,5 Tie rod end, LH, M22x1,5	27	K18	245	
000 460 8748	=	000 460 8648 = D 52.23				
000 460 9205	=	001 460 6905 = D 68.54				
000 460 9305	=	001 460 6905 = D 68.54				
000 460 9505	=	001 460 7105 = D 68.64				
000 460 9805	D 68.55	Lenkstange, 1x verstellbar Drag link, 1x adjustable 1x D 61.25 M30x1,5 RH	40	K30	900 RØ48	

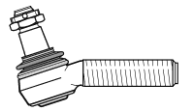

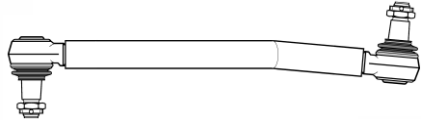

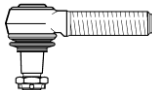
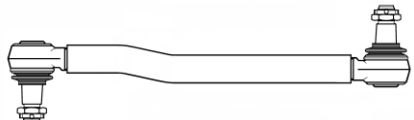
VERGLEICHS-NR. CROSS-REF.-NO.	HEYD-NR.	BENENNUNG DESCRIPTION	GRÖÖE BALL Ø	KONUS TAPER	LÄNGE LENGTH	BILD FIGURE
000 460 9905	=	000 460 9805 = D 68.55				
000 463 2329	=	000 330 2629 = D 61.34				
000 463 2429	=	000 330 2529 = D 61.35				
000 463 2529	D 61.35	Kugelgelenk, RH, M22x1,5 Tie rod end, RH, M22x1,5	35	K26	75	
000 463 2629	D 61.34	Kugelgelenk, RH, M22x1,5 # Tie rod end, RH, M22x1,5 #	35	K26	90	
000 463 3429	=	001 330 0135 = D 66.32				
000 463 3929	D 61.36	Kugelgelenk, RH, M24x1,5 Tie rod end, RH, M24x1,5	35	K26	75	
000 463 4029	D 61.38	Kugelgelenk, RH, M24x1,5 # Tie rod end, RH, M24x1,5 #	35	K26	90	
000 463 4129	=	000 463 4029 = D 61.38				
000 463 4229	=	000 463 3929 = D 61.36				
000 586 0132	DR 551 	Rep.-Satz, Kugelstück Rep.-kit, with pivot pin	65	●19 ⇒24⇐	<152>	
000 586 0632	DR 502 	Rep.-Satz, ohne Kugelzapfen Repair kit, without ball pin	65			
000 586 1035	DR 752	Rep.-Satz, Kugelhülse Rep.-kit, with ball housing	65	IK38	50	
000 586 1135	=	000 350 0613 = DR 815				
000 586 1235	=	000 350 0413 = DR 816				
000 586 1433	=	000 350 0213 = DR 552				

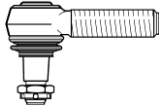
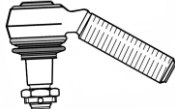
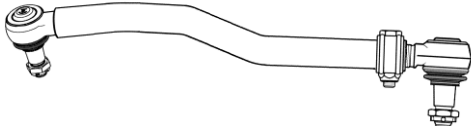

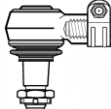

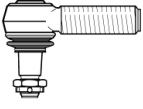

VERGLEICHS-NR. CROSS-REF.-NO.	HEYD-NR.	BENENNUNG DESCRIPTION	GRÖßE BALL Ø	KONUS TAPER	LÄNGE LENGTH	BILD FIGURE
000 586 1533	DR 553	Rep.-Satz, ohne Kugelstück Rep.-kit, without pivot pin	65			
000 996 4845	D 61.40	Kugelgelenk, RH, M26x1,5 # Tie rod end, RH, M26x1,5 #	40	K30	75	
000 996 5045	D 60.72	Kugelgelenk, RH, M12# Tie rod end, RH, M12#	16	M10	55	
000 996 5145	D 60.73	Kugelgelenk, LH, M12# Tie rod end, LH, M12#	16	M10	55	
000 996 5245	D 60.74	Kugelgelenk, RH, M14x1,5 Tie rod end, RH, M14x1,5	20	K12	55	
000 996 5545	=	000 996 5045 = D 60.72				
000 996 5645	=	000 996 5145 = D 60.73				
000 996 6645	D 60.75	Kugelgelenk, RH, M12 # Tie rod end, RH, M12 #	20	K10	59	
000 996 6745	D 60.76	Kugelgelenk, LH, M12 # Tie rod end, LH, M12 #	20	K12	45	
000 996 6845	=	000 996 7045 = D 60.77				
000 996 7045	D 60.77	Kugelgelenk, RH, M14x1,5 Tie rod end, RH, M14x1,5	20	K10	55	
000 996 7545	=	000 996 5045 = D 60.72				
000 996 9445	D 60.78	Kugelgelenk, RH, M12x1 # Tie rod end, RH, M12x1 #	20	K10	59	






VERGLEICHS-NR. CROSS-REF.-NO.	HEYD-NR.	BENENNUNG DESCRIPTION	GRÖßE BALL Ø	KONUS TAPER	LÄNGE LENGTH	BILD FIGURE
001 330 0135	D 66.32	Kugelgelenk, RH, M30x1,5 Tie rod end, RH, M30x1,5	35	K26	115	
001 330 0235	=	001 330 0135 = D 66.32				
001 330 0335	D 66.31	Kugelgelenk, RH, M30x1,5 Tie rod end, RH, M30x1,5	35	K22	115	
001 330 0435	=	001 330 0335 = D 66.31				
001 330 0648	=	000 460 4848 = D 61.32				
001 330 0735	D 66.24	Kugelgelenk, RH, M24x1,5 Tie rod end, RH, M24x1,5	24	K18	160	
001 330 0835	D 66.23	Kugelgelenk, LH, M24x1,5 Tie rod end, LH, M24x1,5	24	K18	160	
001 330 1035	=	001 330 0835 = D 66.23				
001 330 1235	=	001 330 1435 = D 59.22				
001 330 1435	D 59.22	Kugelgelenk, RH, M24x1,5 Tie rod end, RH, M24x1,5	24	K18	95	
001 330 1835	D 59.28	Kugelgelenk, RH, M38x1,5 Tie rod end, RH, M38x1,5	40	K30	120	
001 330 2135	=	001 330 2635 = D 56.23				
001 330 2235	=	001 330 2735 = D 56.24				
001 330 2635	D 56.23	Kugelgelenk, RH, M35x1,5 # Tie rod end, RH, M35x1,5 #	35	K26	140	
001 330 2735	D 56.24	Kugelgelenk, LH 35x1,5 # Tie rod end, LH M35x1,5 #	35	K26	140	



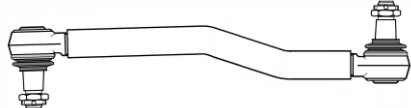
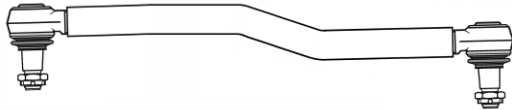
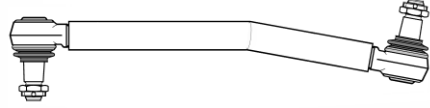
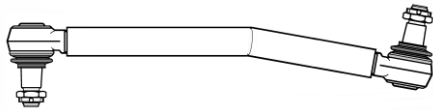


VERGLEICHS-NR. CROSS-REF.-NO.	HEYD-NR.	BENENNUNG DESCRIPTION	GRÖßE BALL Ø	KONUS TAPER	LÄNGE LENGTH	BILD FIGURE
001 330 4835	D 41.72	Kugelgelenk, RH, M20x1,5 Tie rod end, RH, M20x1,5	27	K20	95	
001 330 8835	=	000 330 0148 = D 61.21				
001 330 9935	D 61.26	Kugelgelenk, LH, M30x1,5 Tie rod end, LH, M30x1,5	40	K32	141	
001 460 0305	D 66.01	Lenkstange, 1x verstellbar Drag link, 1x adjustable 1x D 65.21 M30x1,5 RH	40	K30/ K32	840 RØ48	
001 460 0348	=	000 460 3448 = D 61.24				
001 460 0405	=	001 460 0305 = D 66.01				
001 460 0505	D 68.57	Lenkstange, 1x verstellbar Drag link, 1x adjustable 1x D 65.21 M30x1,5 RH	40	K32	870 RØ42	
001 460 0548	=	000 460 6948 = D 65.22				
001 460 0605	=	001 460 0505 = D 68.57				
001 460 0648	=	000 460 4848 = D 61.32				
001 460 0705	D 68.56	Lenkstange, 1x verstellbar Drag link, 1x adjustable 1x D 61.25 M30x1,5 RH	40	K30	888 RØ38	
001 460 0748	=	000 460 8448 = D 65.26				
001 460 0805	=	001 460 0705 = D 68.56				
001 460 1005	D 68.60	Lenkstange, 2x verstellbar Drag link, 2x adjustable 1x D 65.21 M30x1,5 RH	40	K32	525 RØ40	
001 460 1105	=	002 460 0405= D 68.94				
001 460 1148	=	000 460 6848 = D 65.21				
001 460 1305	=	002 460 0505 = D 68.87				

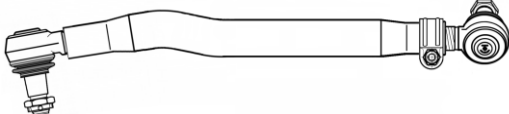


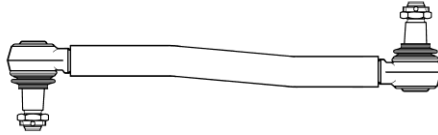


VERGLEICHS-NR. CROSS-REF.-NO.	HEYD-NR.	BENENNUNG DESCRIPTION	GRÖÖE BALL Ø	KONUS TAPER	LÄNGE LENGTH	BILD FIGURE
001 460 1405	=	002 460 0505 = D 68.87				
001 460 1348	=	000 460 6948 = D 65.22				
001 460 1448	D 59.31	Kugelgelenk, LH, M30x1,5 Tie rod end, LH, M30x1,5	40	K30	120	
001 460 1505	=	375 460 1605 = D 68.47				
001 460 1548	=	001 460 1648 = D 68.27				
001 460 1648	D 68.27	Kugelgelenk, RH, M26x1,5 # Tie rod end, RH, M26x1,5 #	40	K32	75	
001 460 1748	=	000 460 6848 = D 65.21				
001 460 2048	=	000 460 7848 = D 65.23				
001 460 2105	D 68.58	Lenkstange, 1x verstellbar Drag link, 1x adjustable 1x D 65.21 M30x1,5 RH	40	K32	860 RØ52	
001 460 2148	=	000 460 7748 = D 65.24				
001 460 2205	=	001 460 2105 = D 68.58				
001 460 2248	=	000 460 2848= D 61.25				
001 460 2348	=	001 460 1448 = D 59.31				
001 460 2448	=	000 460 6848 = D 65.21				
001 460 2505	D 68.59	Lenkstange, 1x verstellbar Drag link, 1x adjustable 1x D 65.21 M30x1,5 RH	40	K32	860 RØ52	
001 460 2548	=	000 460 6948 = D 65.22				
001 460 2605	D 67.41	Lenkstange, 1x verstellbar RHD Drag link, 1x adjustable 1x D 65.21 M30x1,5 RH	40	K32	860 RØ52	
001 460 2705	=	001 460 2505 = D 68.59				
001 460 2805	=	001 460 2605 = D 67.41				
001 460 2905	D 68.61	Lenkstange, 1x verstellbar Drag link, 1x adjustable 1x D 65.21 M30x1,5 RH	40	K32	840 RØ52	



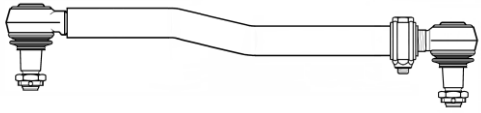



VERGLEICHS-NR. CROSS-REF.-NO.	HEYD-NR.	BENENNUNG DESCRIPTION	GRÖßE BALL Ø	KONUS TAPER	LÄNGE LENGTH	BILD FIGURE
001 460 2948	D 65.28	Kugelgelenk, RH, M30x1,5 Tie rod end, RH, M30x1,5	40	K32	145	
001 460 3005	=	001 460 2905 = D 68.61				
001 460 3048	D 67.42	Axialgelenk, RH, M22x1,5 Axial joint, RH, M22x1,5	50	M28x1,5	150	
001 460 3648	=	000 460 3448 = D 61.24				
001 460 3748	=	001 460 1448 = D 59.31				
001 460 3848	=	001 460 5148 = D 67.22				
001 460 3905	D 68.62	Lenkstange, fest Drag link, fixed	40	K32	660 RØ42	
001 460 4148	=	001 330 0135 = D 66.32				
001 460 4205	D 68.63	Lenkstange, 1x verstellbar Drag link, 1x adjustable 1x D 65.21 M30x1,5 RH	40	K32	905 RØ48	
001 460 4248	D 68.82	Kugelgelenk,RH, M28x1,5 Tie rod end, RH, M28x1,5	35	K28,9	141	
001 460 4348	=	302 330 0235 = D 66.25				
001 460 4448	=	001 330 0135 = D 66.32				
001 460 4605	D 67.43	Lenkstange, fest Drag link, fixed	40	K32	680 RØ42	
001 460 4848	=	001 460 5148 = D 67.22				
001 460 4905	=	001 460 7405 = D 68.65				
001 460 5048	=	001 460 4248 = D 68.82				



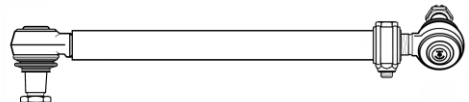


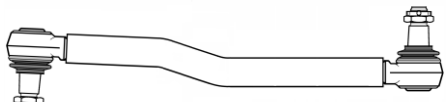
VERGLEICHS-NR. CROSS-REF.-NO.	HEYD-NR.	BENENNUNG DESCRIPTION	GRÖÖE BALL Ø	KONUS TAPER	LÄNGE LENGTH	BILD FIGURE
001 460 5105	=	001 460 8105 = D 68.67				
001 460 5148	D 67.22	Kugelgelenk, RH, M30x1,5 Tie rod end, RH, M30x1,5	35	K28,9	115	
001 460 5648	D 67.24	Kugelgelenk, RH, M30x1,5 Tie rod end, RH, M30x1,5	40	K30	145	
001 460 6105	=	002 460 1205 = D 68.73				
001 460 6705	D 68.53	Lenkstange, 1x verstellbar Drag link, 1x adjustable 1x D 61.25 M30x1,5 RH	40	K30	879 RØ42	
001 460 6905	D 68.54	Lenkstange, 1x verstellbar Drag link, 1x adjustable 1x D 61.25 M30x1,5 RH	40	K30	873 RØ40	
001 460 6948	D 61.42	Kugelgelenk, RH, M26x1,5 # Tie rod end, RH, M26x1,5 #	40	K30	90	
001 460 7005	=	001 460 0705 = D 68.56				
001 460 7048	=	000 996 4845 = D 61.40				
001 460 7105	D 68.64	Lenkstange, 1x verstellbar Drag link, 1x adjustable 1x D 65.21 M30x1,5 RH	40	K32	904 RØ52	
001 460 7248	D 68.30	Kugelgelenk, RH, M32x1,5 Tie rod end, RH, M32x1,5	40	K30	120	
001 460 7305	=	375 460 1605 = D 68.47				
001 460 7405	D 68.65	Lenkstange, 1x verstellbar Drag link, 1x adjustable 1x D 65.21 M30x1,5 RH	40	K32	893 RØ42	





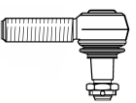

VERGLEICHS-NR. CROSS-REF.-NO.	HEYD-NR.	BENENNUNG DESCRIPTION	GRÖßE BALL Ø	KONUS TAPER	LÄNGE LENGTH	BILD FIGURE
001 460 7605	=	002 460 0905 = D 68.81				
001 460 7648	=	000 460 6848 = D 65.21				
001 460 7705	D 68.66	Lenkstange, fest Drag link, fixed	40	K32	680 RØ42	
001 460 7748	=	000 460 2848= D 61.25				
001 460 7848	=	000 460 3448 = D 61.24				
001 460 7948	=	000 460 6948 = D 65.22				
001 460 8105	D 68.67	Lenkstange, 1x verstellbar Drag link, 1x adjustable 1x D 61.25 M30x1,5 RH	40	K30	909 RØ42	
001 460 8548	=	001 460 4248 = D 68.82				
001 460 8648	=	001 460 5148 = D 67.22				
001 460 8605	D 68.68	Lenkstange, fest Drag link, fixed	40	K30	954 RØ42	
001 460 8705	=	001 460 8605 = D 68.68				
001 460 8905	=	002 460 1305 = D 68.74				
001 460 9005	D 68.69	Lenkstange, fest Drag link, fixed	40	K30	1559 RØ42	
001 460 9605	D 68.70	Lenkstange, 1x verstellbar Drag link, 1x adjustable 1x D 61.25 M30x1,5 RH	40	K30	860 RØ48	
001 460 9648	=	000 460 6848 = D 65.21				
001 460 9705	D 68.71	Lenkstange, 1x verstellbar, RHD Drag link, 1x adjustable 1x D 61.25 M30x1,5 RH	40	K30	860 RØ48	






VERGLEICHS-NR. CROSS-REF.-NO.	HEYD-NR.	BENENNUNG DESCRIPTION	GRÖÖE BALL Ø	KONUS TAPER	LÄNGE LENGTH	BILD FIGURE
001 460 9805	=	001 460 9905 = D 68.80				
001 460 9905	D 68.80	Lenkstange, 1x verstellbar Drag link, 1x adjustable 1x D 61.25 M30x1,5 RH	40	K30	866 RØ38	
002 460 0205	D 68.93	Lenkstange, 1x verstellbar Drag link, 1x adjustable 1x D 65.21 M30x1,5 RH	40	K32	893 RØ42	
002 460 0305	=	002 460 0205 = D 68.93				
002 460 0405	D 68.94	Lenkstange, fest Drag link, fixed	40	K32	711 RØ42	
002 460 0505	D 68.87	Lenkstange, fest Drag link, fixed	40	K32	1095 RØ42	
002 460 0548	=	001 460 4248 = D 68.82				
002 460 0605	D 68.72	Lenkstange, fest Drag link, fixed	40	K32	708 RØ40	
002 460 0905	D 68.81	Lenkstange, fest RHD Drag link, fixed	40	K30	723 RØ42	
002 460 1205	D 68.73	Lenkstange, fest Drag link, fixed	40	K30	1863 RØ42	
002 460 1305	D 68.74	Lenkstange, fest Drag link, fixed	40	K30	1255 RØ42	




VERGLEICHS-NR. CROSS-REF.-NO.	HEYD-NR.	BENENNUNG DESCRIPTION	GRÖßE BALL Ø	KONUS TAPER	LÄNGE LENGTH	BILD FIGURE
002 460 1605	D 68.95	Lenkstange, 1x verstellbar Drag link, 1x adjustable 1x D 61.25 M30x1,5 RH	40	K30	865 RØ48	
002 460 1705	=	002 460 7505 = D 68.96				
002 460 2405	D 68.75	Lenkstange, 1x verstellbar Drag link, 1x adjustable 1x D 61.25 M30x1,5 RH	40	K30	927 RØ50	
002 460 2505	=	002 460 3805 = D 68.76				
002 460 2605	=	002 460 3705 = D 68.88				
002 460 3005	=	002 460 2405 = D 68.75				
002 460 3105	=	002 460 2505 = D 68.76				
002 460 3705	D 68.88	Lenkstange, fest, RHD Drag link, fixed	40	K30	743 RØ42	
002 460 3805	D 68.76	Lenkstange, fest Drag link, fixed	40	K30	743 RØ42	
002 460 4305	=	002 460 4405 = D 68.77				
002 460 4405	D 68.77	Lenkstange, 1x verstellbar Drag link, 1x adjustable 1x D 68.82 M28x1,5 RH,	35	K28,9	879 RØ36	
002 460 4505	=	002 460 4605 = D 68.85				
002 460 4605	D 68.85	Lenkstange, 1x verstellbar Drag link, 1x adjustable 1x D 68.82 M28x1,5 RH,	35	K28,9	895 RØ36	




VERGLEICHS-NR. CROSS-REF.-NO.	HEYD-NR.	BENENNUNG DESCRIPTION	GRÖÖE BALL Ø	KONUS TAPER	LÄNGE LENGTH	BILD FIGURE
002 460 4705	=	002 460 4805 = D 68.78				
002 460 4805	D 68.78	Lenkstange, 1x verstellbar Drag link, 1x adjustable 1x D 67.22 M30x1,5 RH	35	K28,9	876 RØ40	
002 460 4905	D 68.89	Lenkstange, 1x verstellbar Drag link, 1x adjustable 1x D 67.22 M30x1,5 RH	35	K28,9	895 RØ40	
002 460 5005	=	000 460 4905 = D 68.89				
002 460 5105	=	002 460 5205 = D 68.90				
002 460 5205	D 68.90	Lenkstange, 1x verstellbar Drag link, 1x adjustable 1x D 61.26 M30x1,5 RH	40	K30 K32	885 RØ38	
002 460 5405	D 68.79	Lenkstange, 1x verstellbar Drag link, 1x adjustable 1x D 65.21 M30x1,5 RH	40	K32	905 RØ38	
002 460 5905	=	002 460 6005 = D 69.01				
002 460 6005	D 69.01	Lenkstange, fest Drag link, fixed	40	K30 K32	935 RØ38	
002 460 6105	=	002 460 6205 = D 69.02				
002 460 6205	D 69.02	Lenkstange, 1x verstellbar Drag link, 1x adjustable 1x D 65.21 M30x1,5 RH	40	K32	893 RØ38	

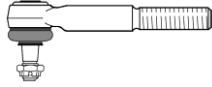
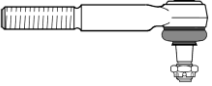

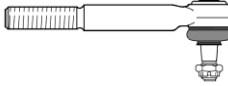


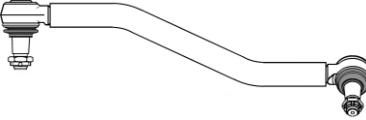
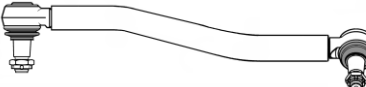
VERGLEICHS-NR. CROSS-REF.-NO.	HEYD-NR.	BENENNUNG DESCRIPTION	GRÖßE BALL Ø	KONUS TAPER	LÄNGE LENGTH	BILD FIGURE
002 460 6405	=	001 460 9905 = D 68.80				
002 460 7505	D 68.96	Lenkstange, 1x verstellbar Drag link, 1x adjustable 1x D 61.26 M30x1,5 RH	40	K30	885 RØ38	
002 460 7605	=	002 460 7505 = D 68.96				
002 460 8305	=	000 460 4505 = D 68.08				
002 460 8605	=	002 460 8705 = D 68.91				
002 460 8705	D 68.91	Lenkstange, 1x verstellbar Drag link, 1x adjustable 1x D 65.21 M30x1,5 RH	40	K32	883 RØ38	
002 460 8805	=	002 460 8905 = D 68.92				
002 460 8905	D 68.92	Lenkstange, 1x verstellbar Drag link, 1x adjustable 1x D 65.21 M30x1,5 RH	40	K32	716 RØ38	
002 460 9205	=	002 460 9305 = D 68.98				
002 460 9305	D 68.98	Lenkstange, 1x verstellbar Drag link, 1x adjustable 1x D 65.21 M30x1,5 RH	40	K32	953 RØ42	
002 460 9605	=	002 460 9705 = D 68.97				
002 460 9705	D 68.97	Lenkstange, 1x verstellbar Drag link, 1x adjustable 1x D 67.22 M30x1,5 RH	40	K28,9	858 RØ40	
080 460 1806	=	699 460 1806 = D 65.50				
080 460 3105	D 65.16	Lenkstange, fest Drag link, fixed	40	K32	700 RØ42	



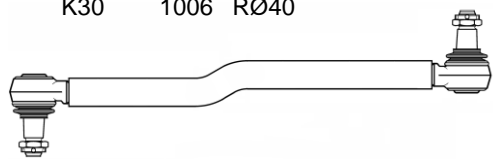



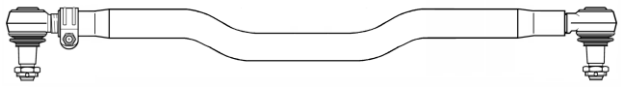
VERGLEICHS-NR. CROSS-REF.-NO.	HEYD-NR.	BENENNUNG DESCRIPTION	GRÖÙE BALL Ø	KONUS TAPER	LÄNGE LENGTH	BILD FIGURE
080 460 3206	=	699 460 1806 = D 65.50				
080 460 3305	D 65.51	Lenkstange, 1x verstellbar Drag link, 1x adjustable 1x D 65.21 M30x1,5 RH	40	K32	552 RØ52	
081 460 0805	=	625 460 8205 = D65.52				
300 460 0205	D 64.11	Lenkstange, 1x verstellbar Drag link, 1x adjustable 1x D 66.32 M30x1,5 RH	35	K26	658 RØ36	
300 460 0305	=	300 460 0205 = D 64.11				
300 460 0505	D 64.13	Lenkstange, 1x verstellbar Drag link, 1x adjustable 1x D 66.32 M30x1,5 RH	35	K26	1145 RØ38	
300 460 0605	D 76.05	Lenkstange, 1x verstellbar Drag link, 1x adjustable 1x D 66.32 M30x1,5 RH	35	K26	975 RØ36	
301 460 0005	=	300 460 0205 = D 64.11				
301 460 0105	=	300 460 0205 = D 64.11				
302 330 0035	=	302 330 0235 = D 66.25				
302 330 0135	=	302 330 0235 = D 66.25				
302 330 0235	D 66.25	Kugelgelenk, LH, M30x1,5 Tie rod end, LH, M30x1,5	35	K26	115	
302 330 0335	=	302 330 0235 = D 66.25				
302 330 0903	=	302 330 1503 = D 56.02				
302 330 1103	=	302 330 1403 = D 56.01				
302 330 1303	=	302 330 1503 = D 56.02				
302 330 1403	D 56.01	Lenkstange, 2x verstellbar Drag link, 2x adjustable 1x D 56.23 M35x1,5# RH 1x D 56.24 M35x1,5# LH	35	K26	1624 RØ46	


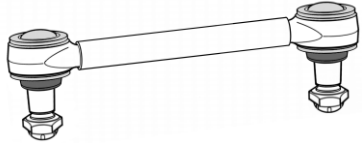

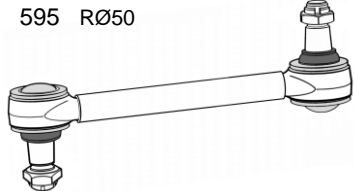
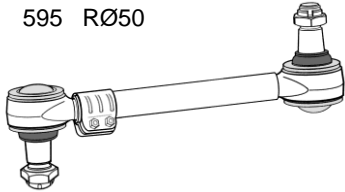


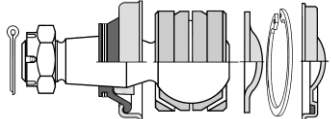
VERGLEICHS-NR. CROSS-REF.-NO.	HEYD-NR.	BENENNUNG DESCRIPTION	GRÖßE BALL Ø	KONUS TAPER	LÄNGE LENGTH	BILD FIGURE
302 330 1503	D 56.02	Lenkstange, 2x verstellbar Drag link, 2x adjustable 1x D 56.23 M35x1,5# RH 1x D 56.24 M35x1,5# LH	35	K26	1624 RØ40	
302 330 1603	=	302 330 1403 = D 56.01				
302 330 1703	=	302 330 1503 = D 56.02				
305 330 0403	=	305 330 1003 = D 56.04				
305 330 0803	=	305 330 1003 = D 56.04				
305 330 1003	D 56.04	Lenkstange, 2x verstellbar Drag link, 2x adjustable 2x D 56.23 M35x1,5# RH	35	K26	1713 RØ40	
305 330 1103	=	305 330 1003 = D 56.04				
305 460 0605	=	357 460 1205 = D 76.08				
307 330 0111	=	357 330 3611 = D 59.A				
307 460 0205	=	307 460 0605 = D 69.10				
307 460 0405	D 76.09	Lenkstange, 1x verstellbar Drag link, 1x adjustable 1x D 66.32 M30x1,5 RH	35	K26	1000 RØ40	
307 460 0605	D 69.10	Lenkstange, 1x verstellbar Drag link, 1x adjustable 1x D 66.32 M30x1,5 RH	35	K26	844 RØ40	
309 330 0403	D 59.12	Spurstange, 2x verstellbar Tie rod, 2x adjustable 1x D 53.24 M22x1,5 RH 1x M22x1,5 LH	24	K18	1476 RØ26	
309 330 0603	=	309 330 1103 = D 59.11				
309 330 0703	=	309 330 1103 = D 59.11				
309 330 0803	=	309 330 1103 = D 59.11				



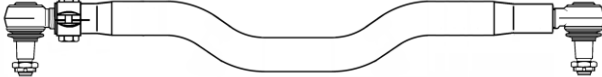





VERGLEICHS-NR. CROSS-REF.-NO.	HEYD-NR.	BENENNUNG DESCRIPTION	GRÖÖE BALL Ø	KONUS TAPER	LÄNGE LENGTH	BILD FIGURE
309 330 1103	D 59.11	Lenkstange, 2x verstellbar Drag link, 2x adjustable 1x D 59.27 M22x1,5 RH 1x D 59.26 M22x1,5 LH	24	K18	1476 RØ28	
309 330 1203	=	309 330 1903 = D 59.10				
309 330 1303	=	309 330 1903 = D 59.10				
309 330 1403	=	309 330 1903 = D 59.10				
309 330 1603	=	309 330 1903 = D 59.10				
309 330 1703	=	309 330 1903 = D 59.10				
309 330 1803	=	309 330 1903 = D 59.10				
309 330 1903	D 59.10	Lenkstange, 2x verstellbar Drag link, 2x adjustable 1x D 66.24 M24x1,5 RH 1x D 66.23 M24x1,5 LH	24	K18	1476 RØ40	
309 330 2003	=	309 330 1903 = D 59.10				
309 330 2103	=	309 330 1903 = D 59.10				
309 460 0305	=	309 460 3205 = D 59.16				
309 460 0505	=	309 460 3205 = D 59.16				
309 460 0805	=	309 460 3205 = D 59.16				
309 460 1005	=	309 460 3205 = D 59.16				
309 460 1205	=	309 460 3205 = D 59.16				
309 460 2205	=	309 460 3205 = D 59.16				
309 460 2305	=	309 460 3205 = D 59.16				
309 460 2405	=	309 460 3205 = D 59.16				
309 460 2505	=	309 460 3205 = D 59.16				
309 460 2605	=	309 460 3205 = D 59.16				
309 460 2905	=	309 460 3205 = D 59.16				
309 460 3005	=	309 460 3205 = D 59.16				
309 460 3105	=	309 460 3205 = D 59.16				
309 460 3205	D 59.16	Lenkstange, 1x verstellbar Drag link, 1x adjustable 1x D 52.22 M22x1,5 RH	27	K18	486 RØ26	

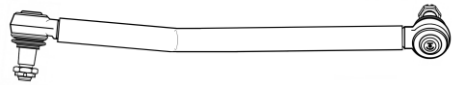


VERGLEICHS-NR. CROSS-REF.-NO.	HEYD-NR.	BENENNUNG DESCRIPTION	GRÖÙE BALL Ø	KONUS TAPER	LÄNGE LENGTH	BILD FIGURE
310 330 0035	=	310 330 2035 = D 64.21				
310 330 0103	=	310 330 1303 = D 64.08				
310 330 0135	=	310 330 2135 = D 64.22				
310 330 0235	=	310 330 2235 = D 64.24				
310 330 0335	=	310 330 2335 = D 64.23				
310 330 0435	=	000 460 8548 = D 52.22				
310 330 0603	=	310 330 1003 = D 64.07				
310 330 0635	=	000 460 4358 = D 53.25				
310 330 0703	=	310 330 0903 = D 64.04				
310 330 0803	=	310 330 1003 = D 64.07				
310 330 0835	=	000 460 8548 = D 52.22				
310 330 0903	D 64.04	Lenkstange, 2x verstellbar Drag link, 2x adjustable 1x D 64.21 M24x1,5 RH 1x D 64.22 M24x1,5 LH	27	K20	1476 RØ30	
310 330 1003	D 64.07	Lenkstange, 2x verstellbar Drag link, 2x adjustable 1x D 64.24 M24x1,5 RH 1x D 64.23 M24x1,5 LH	27	K20	1530 RØ30	
310 330 1035	=	000 460 4358 = D 53.25				
310 330 1103	=	310 330 0903 = D 64.04				
310 330 1203	=	310 330 1003 = D 64.07				
310 330 1235	=	000 460 4358 = D 53.25				
310 330 1303	D 64.08	Spurstange, 1x verstellbar Tie rod, 1x adjustable 1x D 60.23 M24x1,5 RH	27	K20	1400 RØ40	
310 330 1335	=	000 460 8548 = D 52.22				
310 330 1636	=	310 330 2135 = D 64.22				
310 330 1735	=	310 330 2035 = D 64.21				
310 330 1835	=	310 330 2335 = D 64.24				





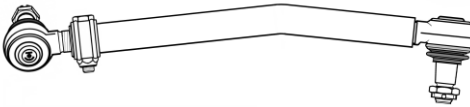
VERGLEICH-NR. CROSS-REF.-NO.	HEYD-NR.	BENENNUNG DESCRIPTION	GRÖÖE BALL Ø	KONUS TAPER	LÄNGE LENGTH	BILD FIGURE
310 330 1935	=	310 330 2235 = D 64.64				
310 330 2035	D 64.21	Kugelgelenk, RH, M24x1,5 Tie rod end, RH, M24x1,5	27	K20	160	
310 330 2135	D 64.22	Kugelgelenk, LH, M24x1,5 Tie rod end, LH, M24x1,5	27	K20	160	
310 330 2235	D 64.24	Kugelgelenk, RH, M24x1,5 Tie rod end, RH, M24x1,5	27	K20	190	
310 330 2335	D 64.23	Kugelgelenk, LH, M24x1,5 Tie rod end, LH, M24x1,5	27	K20	190	
310 330 2435	=	310 330 2035 = D 64.21				
310 330 2535	=	310 330 2135 = D 64.22				
310 330 2635	=	310 330 2235 = D 64.24				
310 330 2735	=	310 330 2335 = D 64.23				
313 460 0105	D 51.11	Lenkstange, 1x verstellbar Drag link, 1x adjustable 1x D 53.25 M24x1,5 RH	30	K20	490 RØ28	
313 460 0205	D 51.05	Lenkstange, 1x verstellbar Drag link, 1x adjustable 1x D 53.25 M24x1,5 RH	30	K20	455 RØ28	
314 460 0305	D 59.03	Lenkstange, fest Drag link, fixed	27	K18	560 RØ28	
314 460 0805	D 59.06	Lenkstange, fest Drag link, fixed	30	K20	560 RØ28	
316 460 0605	=	316 460 0805 = D 60.10				

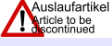






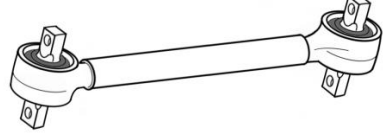
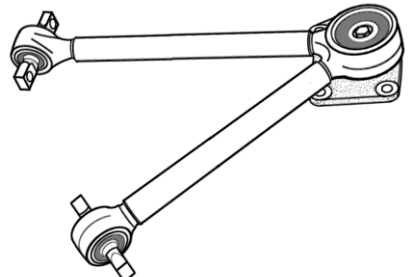
VERGLEICHS-NR. CROSS-REF.-NO.	HEYD-NR.	BENENNUNG DESCRIPTION	GRÖßE BALL Ø	KONUS TAPER	LÄNGE LENGTH	BILD FIGURE
316 460 0705	=	316 460 0805 = D 60.10				
316 460 0805	D 60.10	Lenkstange, 1x verstellbar Drag link, 1x adjustable 1x D 66.31 M30x1,5 RH	35	K22	530 RØ36	
316 460 0905	=	316 460 0805 = D 60.10				
317 333 1164	D 51.99	Gummilager Rubber mounting	Ø82,6	●55,5	40	
317 350 0606	=	357 330 3411 = D 76.93				
317 460 6505	=	317 460 7205 = D 51.12				
317 460 6605	=	317 460 7205 = D 51.12				
317 460 7005	=	317 460 7205 = D 51.12				
317 460 7205	D 51.12	Lenkstange, fest Drag link, fixed	40	K30	1006 RØ40	
327 460 0005	D 62.02	Lenkstange, fest Drag link, fixed	30	K22	680 RØ32	
327 460 1805	D 71.03 	Lenkstange, fest RHD Drag link, fixed	30/35	K26	673 RØ32	
340 330 0403	=	340 330 1103 = D 52.04				
340 330 0703	=	340 330 1103 = D 52.04				
340 330 0903	=	340 330 1103 = D 52.04				
340 330 1003	=	340 330 1103 = D 52.04				
340 330 1103	D 52.04	Spurstange, 1x verstellbar Tie rod, 1x adjustable 1x D 66.28 M28x1,5 RH	30	K22	1542 RØ50	

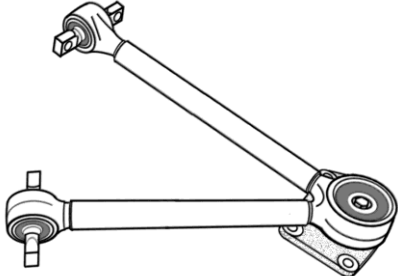

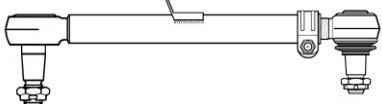
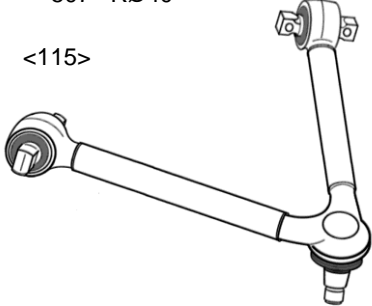


VERGLEICHS-NR. CROSS-REF.-NO.	HEYD-NR.	BENENNUNG DESCRIPTION	GRÖßE BALL Ø	KONUS TAPER	LÄNGE LENGTH	BILD FIGURE
340 330 1203	=	340 330 1103 = D 52.04				
343 320 1632	D 51.A 	Achsstrebe, fest Torque rod, fixed 2x DR 501	65/65 65	K45	595 RØ50	
343 320 1732	D 51.B 	Achsstrebe, fest Torque rod, fixed 2x DR 501	65/65 65	K45	595 RØ50	
343 320 1632	=	343 320 1832 = D 51.C				
343 320 1732	=	343 320 1832 = D 51.C				
343 320 1832	D 51.C	Achsstrebe, 1x verstellbar Torque rod, 1x adjustable 2x DR 501	65/65 65	K45	595 RØ50	
343 330 0103	=	343 330 0303 = D 61.15				
343 330 0303	D 61.15	Spurstange, 2x verstellbar Tie rod, 2x adjustable 1x D 61.25 M30x1,5 RH 1x D 61.24 M30x1,5 LH	40	K30	1550 RØ50	
343 330 0403	=	343 330 0303 = D 61.15				
343 460 0405	=	343 460 1405 = D 61.12				
343 460 0805	=	343 460 1405 = D 61.12				
343 460 1005	=	343 460 1405 = D 61.12				
343 460 1205	=	343 460 1405 = D 61.12				
343 460 1405	=	343 460 1405 = D 61.12				
343 460 1505	D 61.12	Lenkstange, 1x verstellbar Drag link, 1x adjustable 1x D 61.25 M30x1,5 RH	40	K30	760 RØ40	
343 586 0032	DR 501	Rep.-Satz, Kugelzapfen Repair kit, with ball pin	65	K45		



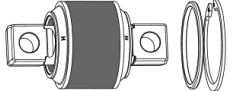




VERGLEICHS-NR. CROSS-REF.-NO.	HEYD-NR.	BENENNUNG DESCRIPTION	GRÖÙE BALL Ø	KONUS TAPER	LÄNGE LENGTH	BILD FIGURE
346 330 2903	=	346 330 4303 = D 61.08				
346 330 3903	=	944 330 1303 = D 80.21				
346 330 4003	=	346 330 4603 = D 61.04				
346 330 4303	D 61.08	Spurstange, 2x verstellbar Tie rod, 2x adjustable 1x D 66.32 M30x1,5 RH 1x D 66.25 M30x1,5 LH	35	K26	1560 RØ46	
346 330 4403	=	346 330 4303 = D 61.08				
346 330 4603	D 61.04	Spurstange, 1x verstellbar Tie rod, 1x adjustable 1x D 61.25 M30x1,5 RH	40	K30	1438 RØ58	
346 330 4803	=	346 330 4603 = D 61.04				
346 330 4903	D 61.09	Spurstange, 1x verstellbar Tie rod, 1x adjustable 1x D 61.25 M30x1,5 RH	40	K30	1588 RØ58	
						
346 460 0005	D 61.05	Lenkstange, 1x verstellbar RHD Drag link, 1x adjustable 1x D 61.23 M30x1,5 RH	40	K26	770 RØ40	
346 460 0105	=	346 460 0005 = D 61.05				
346 460 5005	=	346 460 0005 = D 61.05				
350 330 7135	=	302 330 0335 = D 66.25				
352 330 1803	=	352 330 2603 = D 56.12				
352 330 1903	=	352 330 2303 = D 56.14				
352 330 2303	D 56.14	Spurstange, 1x verstellbar Tie rod, 1x adjustable 1x D 66.28 M28x1,5 RH	30	K22	1626 RØ50	
						
352 330 2403	=	352 330 2303 = D 56.14				
352 330 2603	D 56.12	Spurstange, 1x verstellbar RHD Tie rod, 1x adjustable 1x D 66.28 M28x1,5 RH 1x D 66.33 M28x1,5 LH	30	K22	1648 RØ50	



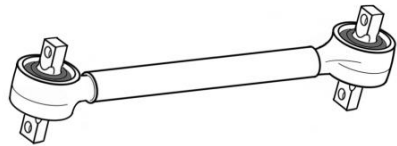

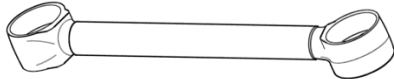

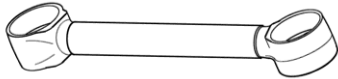
VERGLEICH-NR. CROSS-REF.-NO.	HEYD-NR.	BENENNUNG DESCRIPTION	GRÖÖE BALL Ø	KONUS TAPER	LÄNGE LENGTH	BILD FIGURE
352 330 2803	=	352 330 2603 = D 56.12				
352 460 1005	=	355 460 5405 = D 66.08				
352 460 1905	=	355 460 5405 = D 66.08				
352 460 2105	=	352 460 5505 = D 66.10				
352 460 2205	=	352 460 5805 = D 66.11				
352 460 2305	=	352 460 5605 = D 68.06				
352 460 2705	=	355 460 5405 = D 66.08				
352 460 2905	=	352 460 5505 = D 66.10				
352 460 3005	=	352 460 5805 = D 66.11				
352 460 3105	=	352 460 5605 = D 68.06				
352 460 3205	=	352 460 5605 = D 68.06				
352 460 3305	=	360 460 2105 = D 74.02				
352 460 4405	=	352 460 5405 = D 66.08				
352 460 4605	=	352 460 5505 = D 66.10				
352 460 4705	=	352 460 5805 = D 66.11				
352 460 4805	=	352 460 5605 = D 68.06				
352 460 4905	=	352 460 5605 = D 68.06				
352 460 5405	D 66.08	Lenkstange, fest Drag link, fixed	30	K22	865 RØ40	
352 460 5505	D 66.10	Lenkstange, fest Drag link, fixed	30	K22	668 RØ40	
352 460 5605	D 68.06	Lenkstange, 1x verstellbar Drag link, 1x adjustable 1x D 66.31 M30x1,5 RH	30/35	K22	625 RØ36	

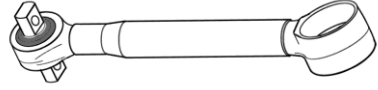
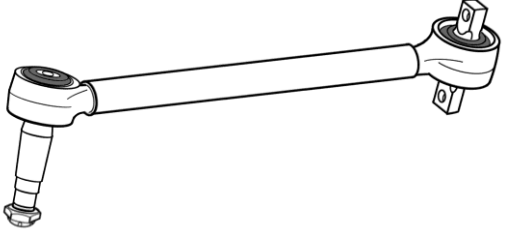
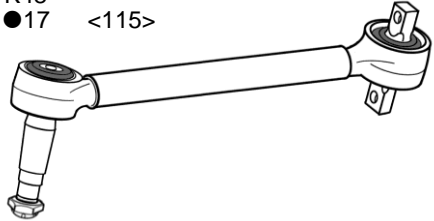
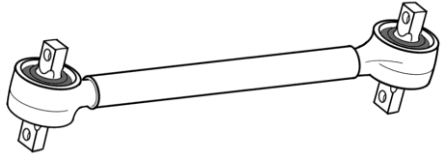
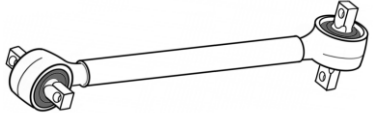
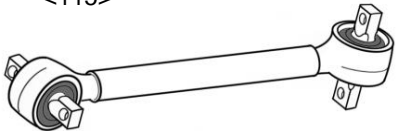
VERGLEICHS-NR. CROSS-REF.-NO.	HEYD-NR.	BENENNUNG DESCRIPTION	GRÖßE BALL Ø	KONUS TAPER	LÄNGE LENGTH	BILD FIGURE
352 460 5805	D 66.11	Lenkstange, fest RHD Drag link, fixed	30	K22	668 RØ36	
352 460 8005	=	355 460 4605 = D 62.13				
352 460 8405	=	355 460 4605 = D 62.13				
353 330 0303	=	353 330 0503 = D 60.02				
353 330 0403	=	353 330 0503 = D 60.02				
353 330 0503	D 60.02	Spurstange, 2x verstellbar Tie rod, 2x adjustable 1x D 60.23 M24x1,5 RH 1x D 60.24 M24x1,5 LH	27	K20	1670 RØ36	
353 330 0603	=	353 330 0503 = D 60.02				
355 460 1305	=	355 460 4605 = D 62.13				
355 460 1505	=	355 460 5905 = D 62.15				
355 460 2005	=	355 460 6105 = D 62.05				
355 460 2305	=	355 460 4705 = D 62.08				
355 460 2505	=	355 460 5005 = D 62.07				
355 460 2605	=	355 460 4605 = D 62.13				
355 460 2805	=	355 460 4705 = D 62.08				
355 460 3005	=	355 460 5005 = D 62.07				
355 460 4605	D 62.13	Lenkstange, 1x verstellbar Drag link, 1x adjustable 1x D 61.23 M30x1,5 RH	40	K26	845 RØ40	
355 460 4705	D 62.08	Lenkstange, fest Drag link, fixed	40	K30	680 RØ42	
355 460 5005	D 62.07	Lenkstange, 1x verstellbar RHD Drag link, 1x adjustable 1x D 61.25 M30x1,5 RH	40	K30	830 RØ42	

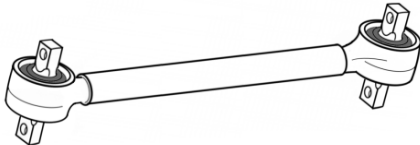
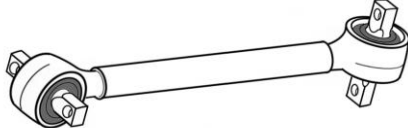
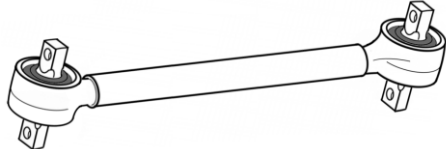



VERGLEICHS-NR. CROSS-REF.-NO.	HEYD-NR.	BENENNUNG DESCRIPTION	GRÖßE BALL Ø	KONUS TAPER	LÄNGE LENGTH	BILD FIGURE
355 460 5205	D 62.10 	Lenkstange, 1x verstellbar RHD Drag link, 1x adjustable 1x D 61.23 M30x1,5 RH	40	K26	830 RØ40	
355 460 5905	D 62.15	Lenkstange, fest RHD Drag link, fixed	35	K26	650 RØ40	
355 460 6005	=	355 460 5905 = D 62.15				
355 460 6105	D 62.05	Lenkstange, 1x verstellbar Drag link, 1x adjustable 1x D 61.23 M30x1,5 RH	40	K26	820 RØ40	
355 460 6205	=	355 460 6105 = D 62.05				
356 330 0003	D 58.02	Spurstange, 2x verstellbar Tie rod, 2x adjustable 1x D 65.24 M24x1,5 RH 1x D 65.23 M24x1,5 LH	40	K30	697 RØ32	
356 330 0103	D 58.03	Spurstange, fest Tie rod, fixed	40	K30	506 RØ30	
356 330 0203	D 58.04	Spurstange, 2x verstellbar Tie rod, 2x adjustable 1x D 65.24 M24x1,5 RH 1x D 65.23 M24x1,5 LH	40	K30	648 RØ32	
356 330 0211	D 57.E	Achsstrebe, fest, Molekular Torque rod, fixed, molecular 2x DR 813	62/62 62	 ●17	769 RØ46 <130>	
356 330 1410	D 91.ML	Dreieckslenker, Links Triangular torque rod, left 1x DR 959 2x DR 825	80/62 80 62	 K46 ●19	901 RØ48 <126>	

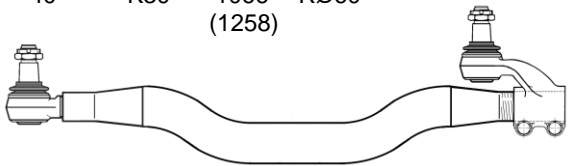






VERGLEICHS-NR. CROSS-REF.-NO.	HEYD-NR.	BENENNUNG DESCRIPTION	GRÖßE BALL Ø	KONUS TAPER	LÄNGE LENGTH	BILD FIGURE
356 330 1510	D 91.MR	Dreieckslenker, Rechts Triangular torque rod, right 1x DR 959 2x DR 825	80/62 80 62	K46 ● 19	901 RØ48 <126>	
356 333 0605	D 58.05	Schubstrebe, 1x verstellbar Torque rod, 1x adjustable 1x D61.28 M24x1,5 RH 1x DR 801	35	K26	605 RØ30	
356 333 0805	D 58.06	Schubstrebe, 1x verstellbar Torque rod, 1x adjustable 1x D61.28 M24x1,5 RH 1x DR 801	35	K26	605 RØ30	
356 333 1304	D 91.L	Dreieckslenker Triangular torque rod Centralgelenk 2x DR 810	50/55 K38 55	● 15	507 RØ40 <115>	
356 350 0006	=	356 350 0106 = D 59.F				
356 350 0106	D 59.F	Achsstrebe, fest, Molekular Torque rod, fixed, molecular 1x DR 954 1x DR 813	80/62 80 62	● 17	628 RØ48 <130>	
356 460 0205	D 58.07	Lenkstange, 2x verstellbar Drag link, 2x adjustable 1x D 61.25 M30x1,5 RH 1x D 61.24 M30x1,5 LH	40	K30	1007 RØ38	

VERGLEICHS-NR. CROSS-REF.-NO.	HEYD-NR.	BENENNUNG DESCRIPTION	GRÖÖE BALL Ø	KONUS TAPER	LÄNGE LENGTH	BILD FIGURE
356 463 0015	D 58.12	Lenkstange, 2x verstellbar Drag link, 2x adjustable 1x D 61.25 M30x1,5 RH 1x D 61.24 M30x1,5 LH	40	K30	1708 RØ56	
356 463 0215	D 58.10	Lenkstange, 2x verstellbar Drag link, 2x adjustable 1x D 61.25 M30x1,5 RH 1x D 61.24 M30x1,5 LH	40	K30	1453 RØ46	
357 330 0035	MNR 810	Rep.-Satz, Kugelstück, Molekular Repair kit, with pivot pin, molecular	45	●15 ⇔20⇔	<90>	
357 330 0203	=	357 330 0403 D 58.01				
357 330 0403	D 58.01	Spurstange, 2x verstellbar Tie rod, 2x adjustable 1x D 56.23 M35x1,5 RH 1x D 56.24 M35x1,5 LH	35	K26	1740 RØ40	
357 330 0503	=	357 330 0403 = D 58.01				
357 330 0603	D 58.50	Spurstange, 1x verstellbar Tie rod, 1x adjustable 1x DF 51.36 M30x1,5 RH	35	K26	1725 RØ50	
357 330 0703	=	357 330 0603 = D 58.50				
357 330 0803	D 58.51	Spurstange, 1x verstellbar Tie rod, 1x adjustable 1x MN 63.28 M30x1,5 RH	35	K26	1689 RØ50	
357 330 0903	=	357 330 0803 = D 58.51				
357 330 1103	D 58.59	Spurstange, 2x verstellbar Tie rod, 2x adjustable 1x D 66.32 M30x1,5 RH 1x D 66.25 M30x1,5 LH	35	K26	1705 RØ40	


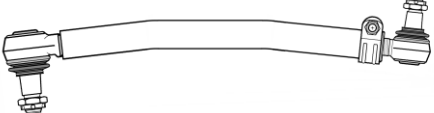




VERGLEICHS-NR. CROSS-REF.-NO.	HEYD-NR.	BENENNUNG DESCRIPTION	GRÖßE BALL Ø	KONUS TAPER	LÄNGE LENGTH	BILD FIGURE
357 330 1203	D 58.52	Spurstange, 1x verstellbar Tie rod, 1x adjustable	35	K26	1747 RØ60	
357 330 1303	=	357 330 1203 = D 58.52				
357 330 1403	=	357 330 0803 = D 58.51				
357 330 1503	=	357 330 1103 = D 58.59				
357 330 1711	D 59.B	Achsstrebe, fest, Molekular Torque rod, fixed, molecular 2x D 51.99 1x DR 814	80/70 Ø82,6 70	●55,5 ●16	960 RØ56 <130>	
357 330 1911	=	357 330 3311 = D 58.N				
357 330 2711	D 58.L	Achsstrebe, fest, Molekular Torque rod, fixed, molecular 2x DR 814	70/70 70	●16	690 RØ56 <130>	
357 330 3111	D 64.96 	Achsstrebe, fest Torque rod, fixed 4x D 51.99	80/80 Ø82,6	●55,5	775 RØ56	
357 330 3311	D 58.N	Achsstrebe, fest, Molekular Torque rod, fixed, molecular 2x DR 814	70/70 70	●16	713 RØ56 <130>	
357 330 3411	D 76.93	Achsstrebe, fest Torque rod, fixed 4x D 51.99	80/80 Ø82,6	●55,5	585 RØ56	



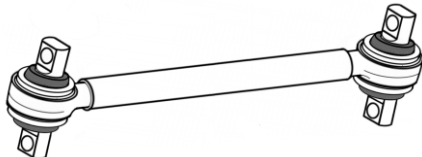
VERGLEICHS-NR. CROSS-REF.-NO.	HEYD-NR.	BENENNUNG DESCRIPTION	GRÖÖE BALL Ø	KONUS TAPER	LÄNGE LENGTH	BILD FIGURE
357 330 3611	D 59.A	Achsstrebe, fest, Molekular Torque rod, fixed, molecular 2x D 51.99 1x DR 814	80/70 Ø82,6 70	●55,5 ●16	689 RØ56 <130>	
357 333 0001	D 59.D	Achsstrebe, fest, Molekular Torque rod, fixed, molecular 1x MNR 821 1x MNR 814	70/62 70 62	K48 ●17	972 RØ48 <115>	
357 333 0101	D 59.C	Achsstrebe, fest, Molekular Torque rod, fixed, molecular 1x MNR 821 1x MNR 814	70/62 70 62	K48 ●17	806 RØ48 <115>	
357 333 0205	D 58.V	Achsstrebe, fest, Molekular Torque rod, fixed, molecular 2x DR 814	70/70 70	●19	750 RØ48 <130>	
357 333 0405	D 57.A	Achsstrebe, fest, Molekular Torque rod, fixed, molecular 2x MNR 810	45/45 45	●15	625 RØ36 <90>	
357 333 0505	D 57.B	Achsstrebe, fest, Molekular Torque rod, fixed, molecular 2x MNR 814	62/62 62	●17	659 RØ46 <115>	




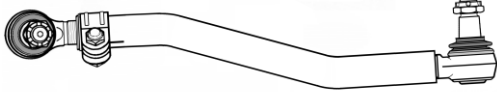


VERGLEICHS-NR. CROSS-REF.-NO.	HEYD-NR.	BENENNUNG DESCRIPTION	GRÖßE BALL Ø	KONUS TAPER	LÄNGE LENGTH	BILD FIGURE
357 333 0605	D 57.H	Achsstrebe, fest, Molekular Torque rod, fixed, molecular 2x DR 812	55/55 55	●19	662 RØ50 <130>	
357 333 0705	D 57.F	Achsstrebe, fest, Molekular Torque rod, fixed, molecular 2x MNR 814	62/62 62	●17	659 RØ46 <115>	
357 333 0905	D 58.W	Achsstrebe, fest, Molekular Torque rod, fixed, molecular 2x MNR 815	70/70 70	●19	662 RØ50 <130>	
357 460 0405	=	357 460 1005 = D 52.08				
357 460 1005	D 52.08	Lenkstange, 1x verstellbar Drag link, 1x adjustable 1x D 66.32 M30x1,5 RH	35	K26	988 RØ36	
357 460 1105	=	357 460 1005 = D 52.08				
357 460 1205	D 76.08	Lenkstange, 1x verstellbar Drag link, 1x adjustable 1x D 66.32 M30x1,5 RH	35	K26	1160 RØ40	
357 460 1305	=	357 460 1205 = D 76.08				
357 460 1405	D 62.04	Lenkstange, 1x verstellbar Drag link, 1x adjustable 1x D 66.32 M30x1,5 RH	35	K26	1066 RØ40	
357 460 1505	=	357 460 1405 = D 62.04				
357 460 2005	=	357 460 2305 = D 58.53				
357 460 2205	=	356 460 0205 = D 58.07				



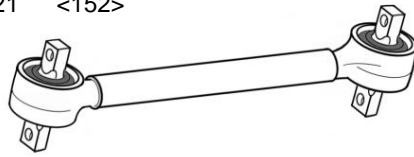
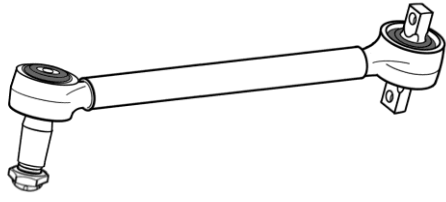

VERGLEICHS-NR. CROSS-REF.-NO.	HEYD-NR.	BENENNUNG DESCRIPTION	GRÖßE BALL Ø	KONUS TAPER	LÄNGE LENGTH	BILD FIGURE
357 460 2305	D 58.53	Lenkstange, 1x verstellbar Drag link, 1x adjustable 1x MN 62.23 M52x1,5# RH	40	K30	1066 RØ60 (1258)	
357 460 2505	D 58.58	Lenkstange, 2x verstellbar Drag link, 2x adjustable 1x D 61.25 M30x1,5 RH 1x D 61.24 M30x1,5 LH	40	K30	922 RØ36	
357 460 3105	D 58.55	Lenkstange, 2x verstellbar Drag link, 2x adjustable 1x D 61.25 M30x1,5 RH 1x D 61.24 M30x1,5 LH	40	K30	1160 RØ38	
357 460 3205	D 58.56	Lenkstange, fest Drag link, fixed	40	K30	920 RØ36	
357 460 3505	D 58.57	Lenkstange, 2x verstellbar Drag link, 2x adjustable 1x D 61.25 M30x1,5 RH 1x D 61.24 M30x1,5 LH	40	K30	1281 RØ38	
358 330 0703	D 54.06	Spurstange, 2x verstellbar Tie rod, 2x adjustable 1x D 66.26 M24x1,5 RH 1x D 66.27 M24x1,5 LH	30	K22	1648 RØ40	
360 460 0205	=	360 460 2105 = D 74.02				
360 460 0305	=	360 460 2205 = D 74.03				
360 460 0405	=	360 460 2305 = D 74.04				
360 460 0505	=	360 460 2405 = D 74.05				
360 460 0905	=	360 460 2205 = D 74.03				
360 460 1105	=	360 460 2405 = D 74.05				
360 460 1405	=	360 460 2305 = D 74.04				
360 460 2105	D 74.02	Lenkstange, 1x verstellbar Drag link, 1x adjustable 1x D 66.28 M28x1,5 RH	35/30	K22	678 RØ40	





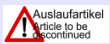










VERGLEICHS-NR. CROSS-REF.-NO.	HEYD-NR.	BENENNUNG DESCRIPTION	GRÖßE BALL Ø	KONUS TAPER	LÄNGE LENGTH	BILD FIGURE
360 460 2205	D 74.03	Lenkstange, 1x verstellbar, RHD Drag link, 1x adjustable 1x D 66.28 M28x1,5 RH	35/30	K22	678 RØ40	
360 460 2305	D 74.04	Lenkstange, 1x verstellbar Drag link, 1x adjustable 1x D 66.28 M28x1,5 RH	35/30	K22	855 RØ40	
360 460 2405	D 74.05	Lenkstange, 1x verstellbar RHD Drag link, 1x adjustable 1x D 66.28 M28x1,5 RH	35/30	K22	855 RØ46	
360 460 3305	=	360 460 2105 = D 74.02				
363 460 0005	=	363 460 0605 = D 70.05				
363 460 0605	D 70.05	Lenkstange, 1x verstellbar Drag link, 1x adjustable 1x D 61.23 M30x1,5 RH	40	K26	1010 RØ46	
363 460 0705	=	363 460 0605 = D 70.05				
366 289 0389	=	000 268 6289 = D 60.82				
366 289 0489	=	000 268 6189 = D 60.81				
371 330 7003	=	393 330 0303 = D 55.03				
373 460 1005	D 52.09	Lenkstange, 1x verstellbar Drag link, 1x adjustable 1x D 66.32 M30x1,5 RH	35	K26	976 RØ40	
375 460 0605	=	375 460 1105 = D 76.15				
375 460 1105	D 76.15	Lenkstange, 1x verstellbar, Drag link, 1x adjustable 1x D 67.22 M30x1,5 RH	35	K28,9	905 RØ42	


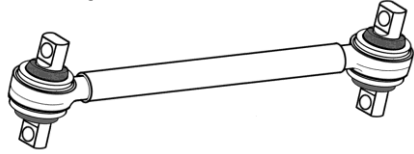

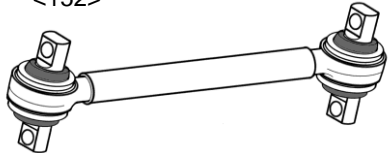
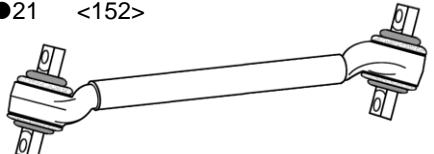
VERGLEICHS-NR. CROSS-REF.-NO.	HEYD-NR.	BENENNUNG DESCRIPTION	GRÖßE BALL Ø	KONUS TAPER	LÄNGE LENGTH	BILD FIGURE
375 460 1605	D 68.47	Lenkstange, 2x verstellbar Drag link, 2x adjustable 1x D 65.21 M30x1,5 RH 1x D 65.22 M30x1,5 LH	40	K32	733 RØ36	
380 460 1405	=	380 460 2205 = D 52.10				
380 460 1605	=	380 460 2205 = D 52.10				
380 460 2205	D 52.10	Lenkstange, 1x verstellbar Drag link, 1x adjustable 1x D 66.28 M28x1,5 RH	35/30	K22	890 RØ40	
381 350 0206	D 55.K	Achsstrebe, fest Torque rod, fixed 2x DR 552	65/65 65	●21	595 RØ50 <152>	
381 350 0306	=	385 350 0206 = D 52.C				
381 350 0606	=	652 350 0306 = D 52.H				
382 330 0403	=	628 330 0103 = D 65.82				
383 350 0006	=	381 350 0206 = D 55.K				
383 350 0105	=	655 350 0305 = D 91.B				
383 460 0605	=	383 460 4405 = D 72.14				
383 460 0705	=	383 460 6005 = D 72.15				
383 460 0805	=	383 460 4505 = D 72.16				
383 460 1405	=	383 460 4405 = D 72.14				
383 460 1505	=	383 460 6005 = D 72.15				
383 460 1605	=	383 460 4505 = D 72.16				
383 460 1905	=	383 460 4605 = D 72.19				
383 460 2205	=	383 460 7005 = D 52.13				
383 460 2305	=	383 460 4405 = D 72.14				
383 460 2405	=	383 460 4505 = D 72.16				

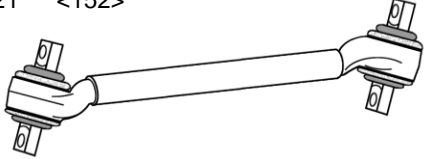
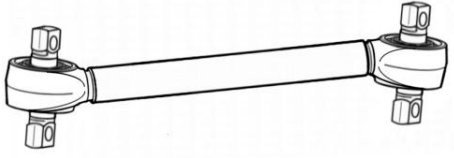
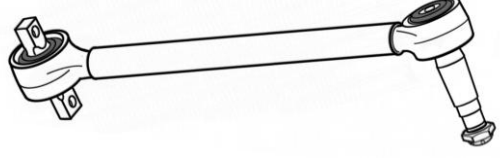
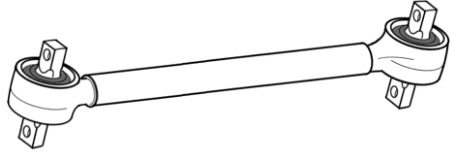
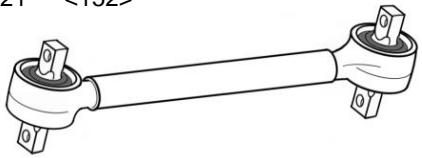
VERGLEICHS-NR. CROSS-REF.-NO.	HEYD-NR.	BENENNUNG DESCRIPTION	GRÖßE BALL Ø	KONUS TAPER	LÄNGE LENGTH	BILD FIGURE
383 460 2505	=	383 460 4605 = D 72.19				
383 460 4405	D 72.14	Lenkstange, 1x verstellbar Drag link, 1x adjustable 1x D 61.23 M30x1,5 RH	40	K26	890 RØ40	
383 460 4505	D 72.16	Lenkstange, 1x verstellbar, Drag link, 1x adjustable 1x D 66.31 M30x1,5 RH	35	K22	890 RØ40	
383 460 4605	D 72.19	Lenkstange, 1x verstellbar RHD Drag link, 1x adjustable 1x D 61.23 M30x1,5 RH	40	K26	890 RØ40	
383 460 6005	D 72.15	Lenkstange, 1x verstellbar RHD Drag link, 1x adjustable 1x D 61.23 M30x1,5 RH	40	K26	890 RØ40	
383 460 6105	=	383 460 6005 = D 72.15				
383 460 7005	D 52.13	Lenkstange, 1x verstellbar Drag link, 1x adjustable 1x D 61.23 M30x1,5 RH	40	K26	890 RØ40	
385 330 0203	=	385 330 1603 = D 73.08				
385 330 0403	=	385 330 1903 = D 73.04				
385 330 0503	=	385 330 1403 = D 73.05				
385 330 0603	=	385 330 1403 = D 73.05				
385 330 0803	=	385 330 1603 = D 73.08				
385 330 1103	=	385 330 1403 = D 73.05				
385 330 1403	D 73.05	Spurstange, 2x verstellbar Tie rod, 2x adjustable 1x D 66.32 M30x1,5 RH 1x D 66.25 M30x1,5 LH	35	K26	1611 RØ46	









VERGLEICHS-NR. CROSS-REF.-NO.	HEYD-NR.	BENENNUNG DESCRIPTION	GRÖßE BALL Ø	KONUS TAPER	LÄNGE LENGTH	BILD FIGURE
385 330 1503	=	385 330 1403 = D 73.05				
385 330 1603	D 73.08	Spurstange, 1x verstellbar Tie rod, 1x adjustable 1x D 66.32 M30x1,5 RH	35	K26	1635 RØ52	
385 330 1803	=	385 330 1603 = D 73.08				
385 330 1903	D 73.04	Spurstange, 2x verstellbar Tie rod, 2x adjustable 1x D 61.25 M30x1,5 RH 1x D 61.24 M30x1,5 LH	40	K30	1565 RØ50	
385 330 2003	=	385 330 1903 = D 73.04				
385 350 0006	=	653 350 0006 = D 55.M				
385 350 0106	D 55.G	Achsstrebe, fest, Molekular Torque rod, fixed, molecular 2x DR 815	70/70 70		610 RØ50 ●21 <152>	
385 350 0206	D 52.C	Achsstrebe, fest, Molekular Torque rod, fixed, molecular 1x DR 821 1x DR 815	70/70 70 70	K45 ●21	612 RØ48 <152>	
385 460 0805	=	385 460 3405 = D 63.08				
385 460 1805	=	385 460 3505 = D 52.16				
385 460 1905	=	385 460 3705 = D 52.18				
385 460 2005	=	385 460 3405 = D 63.08				
385 460 2205	=	385 460 3505 = D 52.16				
385 460 2305	=	385 460 3705 = D 52.18				
385 460 3405	D 63.08	Lenkstange, 1x verstellbar Drag link, 1x adjustable 1x D 66.32 M30x1,5 RH	40/35	K26	865 RØ42	

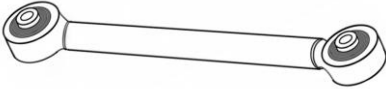
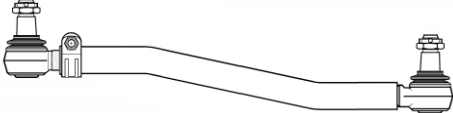






VERGLEICHS-NR. CROSS-REF.-NO.	HEYD-NR.	BENENNUNG DESCRIPTION	GRÖÙE BALL Ø	KONUS TAPER	LÄNGE LENGTH	BILD FIGURE
385 460 3505	D 52.16	Lenkstange, 1x verstellbar Drag link, 1x adjustable 1x D 66.32 M30x1,5 RH	40/35	K26	863 RØ42	
385 460 3605	D 63.09 	Lenkstange, 1x verstellbar RHD Drag link, 1x adjustable 1x D 66.32 M30x1,5 RH	40/35	K26	865 RØ42	
385 460 3705	D 52.18	Lenkstange, 1x verstellbar RHD Drag link, 1x adjustable 1x D 66.32 M30x1,5 RH	40/35	K26	863 RØ42	
387 460 0005	=	387 460 4805 = D 73.11				
387 460 0405	=	620 460 2805 = D 55.10				
387 460 0605	=	387 460 4405 = D 73.17				
387 460 0705	=	387 460 3305 = D 68.16				
387 460 1405	=	387 460 3305 = D 68.16				
387 460 1505	=	647 460 0205 = D 73.20				
387 460 1805	=	387 460 3405 = D 52.17				
387 460 2405	=	387 460 3405 = D 52.17				
387 460 3205	=	387 460 3305 = D 68.16				
387 460 3305	D 68.16 	Lenkstange, 1x verstellbar Drag link, 1x adjustable 1x D 61.25 M30x1,5 RH	40	K30	865 RØ42	
387 460 3405	D 52.17	Lenkstange, 1x verstellbar Drag link, 1x adjustable 1x D 61.25 M30x1,5 RH	40	K30	880 RØ42	
387 460 3505	=	647 460 0205 = D 73.20				
387 460 3605	=	647 460 0205 = D 73.20				
387 460 4405	D 73.17	Lenkstange, 1x verstellbar Drag link, 1x adjustable 1x D 61.23 M30x1,5 RH	40	K26	865 RØ40	


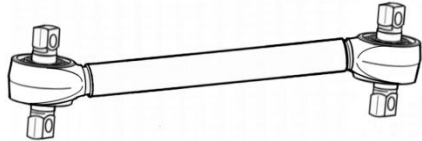
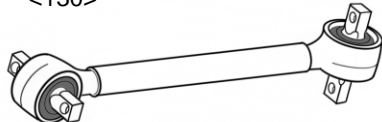





VERGLEICHS-NR. CROSS-REF.-NO.	HEYD-NR.	BENENNUNG DESCRIPTION	GRÖßE BALL Ø	KONUS TAPER	LÄNGE LENGTH	BILD FIGURE
387 460 4505	=	387 460 4405 = D 73.17				
387 460 4805	D 73.11	Lenkstange, 1x verstellbar Drag link, 1x adjustable 1x D 61.23 M30x1,5 RH	40	K26	880 RØ40	
387 460 4905	=	387 460 4805 = D 73.11				
387 460 5005	=	620 460 2805 = D 55.10				
389 330 0103	D 73.03	Spurstange, 2x verstellbar Tie rod, 2x adjustable 1x D 66.32 M30x1,5 RH 1x D 66.25 M30x1,5 RH	35	K26	1620 RØ50	
391 330 0403	=	391 330 0903 = D 55.02				
391 330 0603	=	391 330 1003 = D 54.04				
391 330 0703	=	391 330 0903 = D 55.02				
391 330 0803	=	391 330 1003 = D 54.04				
391 330 0903	D 55.02	Spurstange, 2x verstellbar Tie rod, 2x adjustable 1x D 66.32 M30x1,5 RH 1x D 66.25 M30x1,5 LH	35	K26	1245 RØ50	
391 330 1003	D 54.04	Spurstange, 2x verstellbar Tie rod, 2x adjustable 1x D 66.32 M30x1,5 RH 1x D 66.25 M30x1,5 LH	35	K26	1190 RØ50	
391 330 1103	=	391 330 0903 = D 55.02				
391 330 1203	=	391 330 1003 = D 54.04				
391 460 0605	=	391 460 1505 = D 53.14				
391 460 1005	=	391 460 2305 = D 53.18				
391 460 1205	=	391 460 1505 = D 53.14				
391 460 1505	D 53.14	Lenkstange, 2x verstellbar Drag link, 2x adjustable 1x D 61.25 M30x1,5 RH 1x D 61.24 M30x1,5 LH	40	K30	730 RØ40	



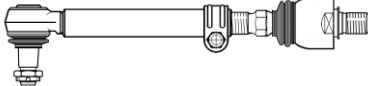


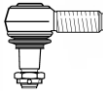

VERGLEICHS-NR. CROSS-REF.-NO.	HEYD-NR.	BENENNUNG DESCRIPTION	GRÖßE BALL Ø	KONUS TAPER	LÄNGE LENGTH	BILD FIGURE
391 460 1605	=	391 460 1505 = D 53.14				
391 460 2305	D 53.18	Lenkstange, fest Drag link, fixed	40	K30	1840 RØ48	
391 460 2405	=	391 460 2305 = D 53.18				
393 320 0132	=	658 350 0206 = D 58.S				
393 320 0232	D 55.A	Achsstrebe, fest Torque rod, fixed 2x DR 552	65/65 65	●21	627 RØ50 <152>	
393 330 0003	=	393 330 0303 = D 55.03				
393 330 0203	=	393 330 0303 = D 55.03				
393 330 0303	D 55.03	Spurstange, 2x verstellbar Tie rod, 2x adjustable 1x D 61.25 M30x1,5 RH 1x D 61.24 M30x1,5 LH	40	K30	1620 RØ50	
393 330 0403	=	393 330 0303 = D 55.03				
393 350 5205	=	655 350 0305 = D 91.B				
393 350 5305	=	655 350 0305 = D 91.B				
393 350 5405	=	655 350 0305 = D 91.B				
393 350 5505	=	655 350 0305 = D 91.B				
395 320 0132	D 55.F	Achsstrebe, fest Torque rod, fixed 2 DR 552	65/65 65	●21	568 RØ50 <152>	
395 320 0332	=	385 350 0106 = D 55.G				
395 320 1432	D 55.H	Achsstrebe, fest Torque rod, fixed 2 DR 552	65/65 65	●21	638 RØ50 <152>	



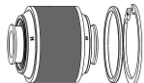
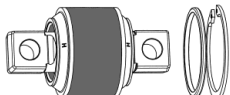



VERGLEICHS-NR. CROSS-REF.-NO.	HEYD-NR.	BENENNUNG DESCRIPTION	GRÖÖE BALL Ø	KONUS TAPER	LÄNGE LENGTH	BILD FIGURE
395 320 1532	D 55.J	Achsstrebe, fest Torque rod, fixed 2 DR 552	65/65 65	●21	628 RØ50 <152>	
395 350 0006	=	659 350 1106 = D 58.G				
395 350 0206	=	659 350 0106 = D 58.A				
395 350 0706	=	659 350 0406 = D 62.A				
395 350 1006	=	659 350 1306 = D 58.H				
395 350 1106	=	395 350 1206 = D 62.E				
395 350 1206	D 62.E	Achsstrebe, fest, Molekular Torque rod, fixed, molecular 2x DR 816	80/80 80	●21	635 RØ58 <152>	
395 350 1306	=	659 350 1606 = D 58.C				
396 330 0011	=	396 330 0111 = D 59.H				
396 330 0107	D 59.G	Achsstrebe, fest, Molekular Torque rod, fixed, molecular 1x DR 814	80/70 70	●16	960 RØ48 <130>	
396 330 0111	D 59.H	Achsstrebe, fest, Molekular Torque rod, fixed, molecular 2x DR 814	70/70 70	●16	775 RØ48 <130>	
396 350 0005	D 54.A	Achsstrebe, fest, Molekular Torque rod, fixed, molecular 2x DR 816	80/80 80	●21	633 RØ56 <152>	


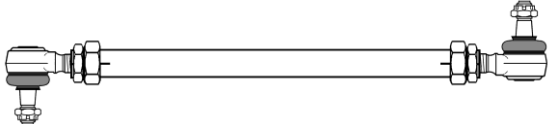
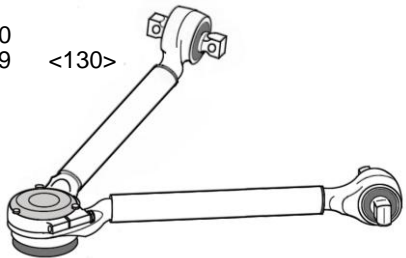


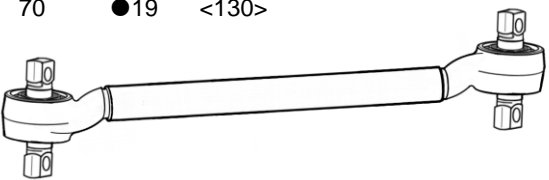

VERGLEICHS-NR. CROSS-REF.-NO.	HEYD-NR.	BENENNUNG DESCRIPTION	GRÖßE BALL Ø	KONUS TAPER	LÄNGE LENGTH	BILD FIGURE
396 460 3105	=	396 460 4905 = D 54.15				
396 460 4605	D 54.12	Lenkstange, fest Drag link, fixed	40	K30	765 RØ42	
396 460 4905	D 54.15	Lenkstange, 1x verstellbar Drag link, 1x adjustable 1x D 61.25 M30x1,5 RH	40	K30	1370 RØ42	
396 460 5305	D 54.18	Lenkstange, fest, RHD Drag link, fixed	40	K30	780 RØ50	
396 460 5405	D 54.51	Lenkstange, 1x verstellbar Drag link, 1x adjustable 1x SC 51.36 M30x1,5 RH	40	K30	700 RØ42	
396 460 5805	D 54.16	Lenkstange, 1x verstellbar Drag link, 1x adjustable 1x D 68.24 M30x1,5 RH	40	K26 K30	1100 RØ42	
396 460 5905	D 54.53	Lenkstange, 1x verstellbar RHD Drag link, 1x adjustable 1x SC 51.36 M30x1,5 RH	40	K30	1100 RØ42	
405 330 0103	=	405 330 0203 = D 54.30				
405 330 0203	D 54.30	Spurstange, 2x verstellbar Tie rod, 2x adjustable 1x D 66.32 M30x1,5 RH 1x D 66.25 M30x1,5 LH	35	K26	1226 RØ40	
405 330 0811	D 54.D	Achsstrebe, fest, Molekular Torque rod, fixed, molecular	55/55 55	●19 ●26,2	754 RØ48 <100>	

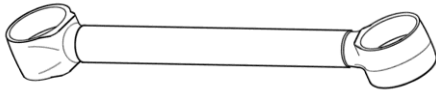

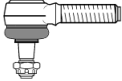
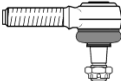
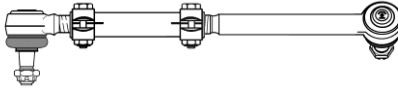
VERGLEICHS-NR. CROSS-REF.-NO.	HEYD-NR.	BENENNUNG DESCRIPTION	GRÖÖE BALL Ø	KONUS TAPER	LÄNGE LENGTH	BILD FIGURE
405 350 0206	D 54.E	Achsstrebe, fest, Molekular Torque rod, fixed, molecular		●26,2	640 RØ40	
405 460 0305	D 54.20	Lenkstange, 1x verstellbar Drag link, 1x adjustable 1x D 67.22 M30x1.5 RH	35	K28,9	753 RØ42	
406 330 0103	D 77.01	Lenkstange, 1x verstellbar Drag link, 1x adjustable 1x D 53.25 M24x1,5 RH	30	K20	1145 RØ46	
406 460 0105	D 77.11	Lenkstange, 1x verstellbar Drag link, 1x adjustable 1x D 53.25 M24x1,5 RH	30	K20	1015 RØ36	
406 460 0205	D 55.09	Lenkstange, 1x verstellbar Drag link, 1x adjustable 1x D 53.25 M24x1,5 RH	30	K20	975 RØ38	
406 460 0305	=	406 460 0705 = D 77.13				
406 460 0405	D 55.13	Lenkstange, 1x verstellbar Drag link, 1x adjustable 1x D 66.32 M30x1,5 RH	35	K26	975 RØ38	
406 460 0605	=	406 460 0705 = D 77.13				
406 460 0705	D 77.13	Lenkstange, 1x verstellbar Drag link, 1x adjustable 1x D 66.32 M30x1,5 RH	35	K26	1015 RØ38	
410 330 0003	D 59.50	Spurstange fest Tie rod fixed	40	K30	534 RØ40	

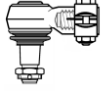

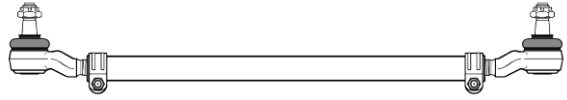
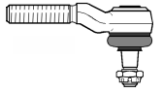
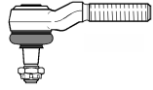
VERGLEICHS-NR. CROSS-REF.-NO.	HEYD-NR.	BENENNUNG DESCRIPTION	GRÖßE BALL Ø	KONUS TAPER	LÄNGE LENGTH	BILD FIGURE
410 330 0303	D 59.52	Lenkstange, 2x verstellbar Drag link, 2x adjustable 1x KB 51.38 M30x1,5# RH	40	K30	630 RØ40	
410 330 0503	=	410 330 0303 = D 59.52				
410 350 0006	D 59.M	Achsstrebe, fest, Molekular Torque rod, fixed, molecular 2x DR 838	70/70 70		635 RØ48 ●19 <130>	
410 350 0206	D 59.N	Achsstrebe, fest, Molekular Torque rod, fixed, molecular 2x DR 838	70/70 70		580 RØ48 ●19 <130>	
410 460 0005	D 59.60	Lenkstange, 1x verstellbar Drag link, 1x adjustable 1x D 65.21 M30x1,5 RH	40 40	K32 K32	870 RØ38	
421 338 0015	D 57.10	Spurstange, 1x verstellbar Tie rod, 1x adjustable 1x D 59.22 M24x1,5 RH	24	K18	906 RØ36	
421 460 0205	D 78.12	Lenkstange, 1x verstellbar Drag link, 1x adjustable 1x D 41.71 M20x1,5 RH	24	K18	825 RØ24	
421 460 0505	D 60.12	Lenkstange, 1x verstellbar Drag link, 1x adjustable 1x D 41.71 M20x1,5 RH	24	K18	840 RØ24	
424 330 0303	D 59.08	Spurstange, 1x verstellbar Tie rod, 1x adjustable 1x D 66.32 M30x1,5 RH	35	K26	1170 RØ46	
424 460 0305	=	427 460 0105 = D 60.17				



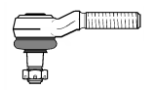
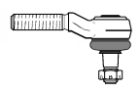

VERGLEICHS-NR. CROSS-REF.-NO.	HEYD-NR.	BENENNUNG DESCRIPTION	GRÖÖE BALL Ø	KONUS TAPER	LÄNGE LENGTH	BILD FIGURE
425 330 0003	D 59.09	Spurstange, 1x verstellbar Tie rod, 1x adjustable 1x D 66.32 M30x1,5 RH	35	K26	1300 RØ50	
425 460 0105	=	425 460 0405 = D 60.16				
425 460 0205	=	425 460 0405 = D 60.16				
425 460 0305	=	425 460 0405 = D 60.16				
425 460 0405	D 60.16	Lenkstange, 1x verstellbar Drag link, 1x adjustable 1x D 66.32 M30x1,5 RH	35	K26	1000 RØ38	
427 330 0103	D 60.18	Axialstange, 1x verstellbar Axial tie rod, 1x adjustable	40	K26	239 RØ32	
427 460 0005	=	427 460 0105 = D 60.17				
427 460 0105	D 60.17	Lenkstange, 1x verstellbar Drag link, 1x adjustable 1x D 66.32 M30x1,5 RH	35	K26	877 RØ38	
427 460 0305	=	427 460 0105 = D 60.17				
427 460 0405	=	427 460 0105 = D 60.17				
435 330 0003	D 62.01	Spurstange, 1x verstellbar Tie rod, 1x adjustable 1x D 66.32 M30x1,5 RH	35	K26	1370 RØ50	
437 460 0005	=	425 460 0405 = D 60.16				
437 460 0105	=	425 460 0405 = D 60.16				
440 460 0248	D 61.13	Kugelgelenk, RH, M18x1,5 Tie rod end, RH, M18x1,5	30	K22	58	
440 460 0348	D 61.14	Kugelgelenk, RH, M18x1,5# Tie rod end, RH, M18x1,5#	30	K22	70	
440 460 0448	=	440 460 0248 = D 61.13				


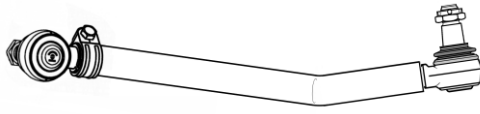
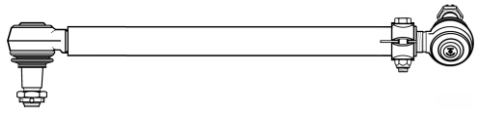

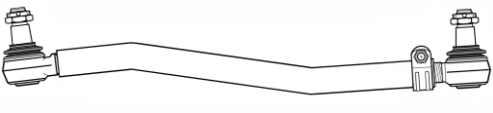


VERGLEICHS-NR. CROSS-REF.-NO.	HEYD-NR.	BENENNUNG DESCRIPTION	GRÖßE BALL Ø	KONUS TAPER	LÄNGE LENGTH	BILD FIGURE
440 460 0548	=	440 460 0348 = D 61.14				
441 330 0103	D 61.60	Spurstange, 1x verstellbar Tie rod, 1x adjustable 1x D 66.28 M28x1,5 RH	30	K22	1042 RØ46	
442 330 0003	D 61.61	Spurstange, 1x verstellbar Tie rod, 1x adjustable 1x D 66.32 M30x1,5 RH	35	K26	1283 RØ40	
444 333 0027	MNR 945	Rep.-Satz, Kugelhülse, Molekular Rep.-kit, with ball housing, Molecular	55	●25		
444 333 0127	DR 806	Rep.-Satz, Kugelstück, Molekular Rep.-kit, with bush pivot pin, molecular	55	●17 ⇒24⇐	<115>	
460 330 0703	D 41.51	Spurstange, 2x verstellbar Tie rod, 2x adjustable 1x D 41.71 M20x1,5 RH	24	K18	1100 RØ28	
460 330 0903	=	460 330 1703 = D 41.53				
460 330 1235	=	001 330 4835 = D 41.72				
460 330 1335	=	001 330 4835 = D 41.72				
460 330 1703	D 41.53	Spurstange, 2x verstellbar Tie rod, 2x adjustable 1x D 61.17 M22x1,5# RH	27	K20	1102 RØ30	
460 330 1803	=	460 330 1703 = D 41.53				
460 330 1903	D 41.52	Spurstange, 2x verstellbar Tie rod, 2x adjustable 1x D 61.17 M22x1,5# RH	27	K20	1100 RØ30	
460 330 2003	=	460 330 1903 = D 41.52				
460 463 0115	=	460 463 5515 = D 41.65				
460 463 5115	=	463 463 0715 = D 41.61				
460 463 5315	=	463 463 0715 = D 41.61				





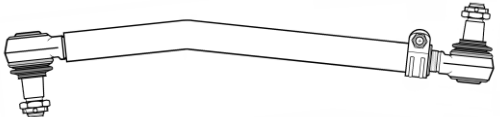
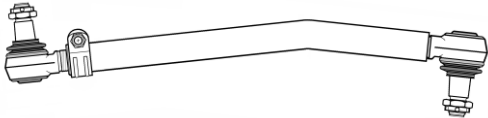
VERGLEICHS-NR. CROSS-REF.-NO.	HEYD-NR.	BENENNUNG DESCRIPTION	GRÖÖE BALL Ø	KONUS TAPER	LÄNGE LENGTH	BILD FIGURE
460 463 5515	D 41.65	Lenkstange, 2x verstellbar RHD Drag link, 2x adjustable 1x D 60.24 M24x1,5 RH 1x D 60.23 M24x1,5 LH	27	K20	1058 RØ30	
463 463 0015	=	463 463 0715 = D 41.61				
463 463 0615	=	460 463 5515 = D 41.65				
463 463 0715	D 41.61	Lenkstange, 2x verstellbar Drag link, 2x adjustable 1x 41.72 M20x1,5 RH 1x 79.20 M20x1,5 LH	27	K20	1053 RØ46	
493 330 1107		Rep.-Sätze für Dreieckslenker Rep.-Kit for Triangular torque rod 1x DR 952 2x MNR 815	80/70 80 70	IK40 ●19	875 RØ58 <130>	
493 338 0215	D 42.01	Lenkstange, 1x verstellbar Drag link, 1x adjustable 1x D 61.23 M30x1,5 RH	40	K26	883 RØ42	
493 338 0415	D 42.03	Lenkstange, fest Drag link, fixed	40	K30	1068 RØ42	
494 330 0311	MN 57.P	Achsstrebe, fest, Molekular Torque rod, fixed, molecular 2x MNR 815	70/70 70	●19	1070 RØ50 <130>	
494 338 0015	D 42.10	Spurstange, 2x verstellbar Tie rod, 2x adjustable 1x D 66 32 M30x1,5 RH 1x D 66 25 M30x1,5 LH	35	K26	530 RØ40	

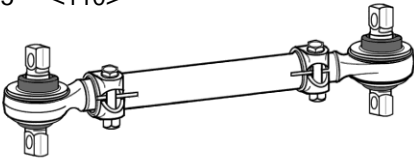




VERGLEICHS-NR. CROSS-REF.-NO.	HEYD-NR.	BENENNUNG DESCRIPTION	GRÖßE BALL Ø	KONUS TAPER	LÄNGE LENGTH	BILD FIGURE
600 330 0011	D 64.91	Achsstrebe, fest Torque rod, fixed 4x D 51.99	80/80 Ø82,6		880 RØ56	
				●55,5		
601 330 0435	D 41.71	Kugelgelenk, RH, M20x1,5 Tie rod end, RH, M20x1,5	24	K18	95	
601 330 0535	D 41.73	Kugelgelenk, LH, M20x1,5 Tie rod end, LH, M20x1,5	24	K18	95	
601 330 0635	=	601 330 0435 = D 41.71				
601 330 0735	=	601 330 0535 = D 41.73				
601 330 5235	=	601 330 0535 = D 41.73				
601 330 5335	=	601 330 0435 = D 41.71				
601 460 0005	=	309 460 3105 = D 59.16				
601 460 0105	=	309 460 3105 = D 59.16				
601 460 0205	=	309 460 3105 = D 59.16				
601 460 0305	=	309 460 3105 = D 59.16				
601 460 0505	=	601 460 1505 = D 50.15				
601 460 0605	=	601 460 1505 = D 50.15				
601 460 0705	=	601 460 1505 = D 50.15				
601 460 0805	=	601 460 1505 = D 50.15				
601 460 0905	=	601 460 1505 = D 50.15				
601 460 1005	=	601 460 1505 = D 50.15				
601 460 1105	=	601 460 1505 = D 50.15				
601 460 1205	=	601 460 1505 = D 50.15				
601 460 1305	=	601 460 1505 = D 50.15				
601 460 1505	D 50.15	Lenkstange, 2x verstellbar Drag link, 2x adjustable 1x D 52.22 M22x1,5 RH 1x D 52.23 M22x1,5 LH	27	K18	470 RØ26	

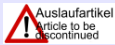
VERGLEICHS-NR. CROSS-REF.-NO.	HEYD-NR.	BENENNUNG DESCRIPTION	GRÖßE BALL Ø	KONUS TAPER	LÄNGE LENGTH	BILD FIGURE
602 330 0003	=	602 330 0303= D 50.07				
602 330 0035	=	602 330 5835 = D 50.27				
602 330 0103	=	602 330 0303 = D 50.07				
602 330 0135	=	602 330 5735 = D 50.28				
602 330 0235	D 61.17	Kugelgelenk, RH, M22x1,5 # Tie rod end, RH, M22x1,5 #	27	K20	84	
602 330 0335	=	602 330 0235 = D 61.17				
602 330 0303	D 50.07	Spurstange, 1x verstellbar Tie rod, 2x adjustable 1x D 41.71 M20x1,5 RH	24	K18	1355 RØ32	
602 330 0335	=	602 330 0235 = D 61.17				
602 330 0403	=	602 330 0303 = D 50.07				
602 330 0903	D 50.06	Spurstange, 2x verstellbar Tie rod, 2x adjustable 1x D 50.27 M24x1,5 RH 1x D 50.28 M24x1,5 LH	24	K18	1356 RØ30	
602 330 1003	=	602 330 0903 = D 50.06				
602 330 5303	=	602 330 0903 = D 50.06				
602 330 5403	=	602 330 0903 = D 50.06				
602 330 5435	=	602 330 5735 = D 50.28				
602 330 5503	=	602 330 0903 = D 50.07				
602 330 5535	=	602 330 5835 = D 50.27				
602 330 5735	D 50.28	Kugelgelenk, LH, M24x1,5 Tie rod end, LH, M24x1,5	24	K18	115	
602 330 5835	D 50.27	Kugelgelenk, RH, M24x1,5 Tie rod end, RH, M24x1,5	24	K18	115	
602 330 5935	=	602 330 5735 = D 50.28				
602 330 6035	=	602 330 5835 = D 50.27				
608 320 0028	=	631 320 0228 = D 79.50				

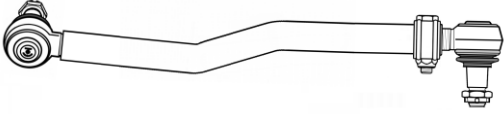




VERGLEICHS-NR. CROSS-REF.-NO.	HEYD-NR.	BENENNUNG DESCRIPTION	GRÖßE BALL Ø	KONUS TAPER	LÄNGE LENGTH	BILD FIGURE
608 320 0128	=	631 320 0228 = D 79.50				
608 330 0303	D 50.01	Spurstange, 2x verstellbar Tie rod, 2x adjustable 1x D 50.25 M16x1,5 RH 1x D 50.22 M16x1,5 LH	22	K14	510 RØ22	
608 330 0403	D 50.02	Spurstange, fest Tie rod, fixed	22	K14	312 RØ22	
608 333 0027	D 50.25	Kugelgelenk, RH, M16x1,5 Tie rod end, RH, M16x1,5	22	K14	90	
608 338 0110	D 50.22	Kugelgelenk, LH, M16x1,5 Tie rod end, LH, M16x1,5	22	K14	90	
613 330 0003	=	356 330 0003 = D 58.02				
613 330 0010	=	356 330 1410 = D 91.ML				
613 330 0110	=	356 330 1510 = D 91.MR				
613 330 0103	=	356 330 0103 = D 58.03				
613 333 0004	=	356 333 1304 = D 91.L				
613 333 0104	=	356 333 1304 = D 91.L				
613 333 0105	=	356 333 0605 = D 58.05				
613 463 0015	=	356 463 0015 = D 58.12				
617 330 0203	D 63.06	Spurstange, 2x verstellbar Tie rod, 2x adjustable 1x D 61.25 M30x1,5 RH 1x D 61.24 M30x1,5 LH	40	K30	1611 RØ30	
617 330 0303	=	617 330 0203 = D 63.06				
617 460 0005	=	617 460 2805 = D 64.02				
617 460 0105	=	617 460 2905 = D 64.03				
617 460 0205	=	617 460 2805 = D 64.02				
617 460 0305	=	617 460 2905 = D 64.03				
617 460 2105	=	617 460 3705 = D 62.19				

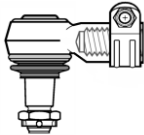

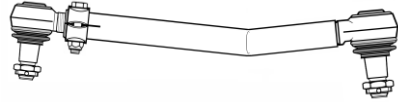



VERGLEICHS-NR. CROSS-REF.-NO.	HEYD-NR.	BENENNUNG DESCRIPTION	GRÖÖE BALL Ø	KONUS TAPER	LÄNGE LENGTH	BILD FIGURE
617 460 2405	=	617 460 3405 = D 62.16				
617 460 2505	=	617 460 3705 = D 62.19				
617 460 2805	D 64.02	Lenkstange, 1x verstellbar Drag link, 1x adjustable 1x D 61.23 M30x1,5 RH	40	K26	870 RØ42	
617 460 2905	D 64.03	Lenkstange, 1x verstellbar RHD Drag link, 1x adjustable 1x D 61.23 M30x1,5 RH	40	K26	870 RØ42	
617 460 3005	D 62.11	Lenkstange, 1x verstellbar Drag link, 1x adjustable 1x D 61.25 M30x1,5 RH	40	K30	870 RØ42	
617 460 3105	=	617 460 3005 = D 62.11				
617 460 3205	D 62.12	Lenkstange, 1x verstellbar Drag link, 1x adjustable 1x D 61.25 M30x1,5 RH	40	K30	870 RØ42	
617 460 3305	=	617 460 3205 = D 62.12				
617 460 3405	D 62.16	Lenkstange, 1x verstellbar Drag link, 1x adjustable 1x D 61.25 M30x1,5 RH	40	K30	863 RØ42	
617 460 3505	D 62.18	Lenkstange, 1x verstellbar RHD Drag link, 1x adjustable 1x D 61.25 M30x1,5 RH	40	K30	870 RØ42	
617 460 3605	=	617 460 3505 = D 62.18				
617 460 3705	D 62.19	Lenkstange, 1x verstellbar RHD Drag link, 1x adjustable 1x D 61.25 M30x1,5 RH	40	K30	863 RØ42	
619 350 0206	=	659 350 2206 = D 58.K				

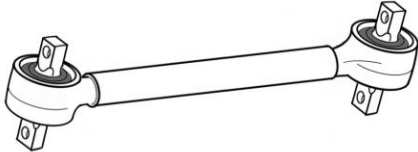
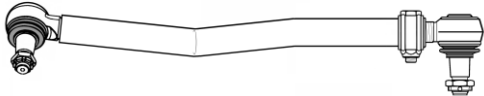
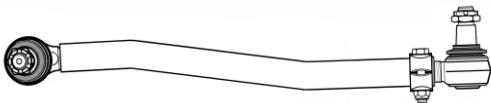
VERGLEICHS-NR. CROSS-REF.-NO.	HEYD-NR.	BENENNUNG DESCRIPTION	GRÖßE BALL Ø	KONUS TAPER	LÄNGE LENGTH	BILD FIGURE
619 460 0405	=	619 460 4505 = D 63.13				
619 460 0605	=	619 460 4705 = D 63.15				
619 460 1205	=	619 460 5305 = D 64.19				
619 460 1905	=	619 460 4505 = D 63.13				
619 460 2005	=	619 460 4605 = D 63.14				
619 460 2105	=	619 460 4705 = D 63.15				
619 460 2405	=	619 460 4905 = D 63.17				
619 460 2505	=	619 460 5205 = D 64.12				
619 460 2705	=	619 460 5305 = D 64.19				
619 460 2905	=	619 460 5205 = D 64.12				
619 460 3105	=	619 460 5305 = D 64.19				
619 460 4505	D 63.13	Lenkstange, fest Drag link, fixed	40	K30	1670 RØ48	
619 460 4605	D 63.14	Lenkstange, fest Drag link, fixed	40	K30	1553 RØ48	
619 460 4705	D 63.15	Lenkstange, fest Drag link, fixed	40	K30	1153 RØ48	
619 460 4905	D 63.17	Lenkstange, fest Drag link, fixed	40	K30	1928 RØ48	
619 460 5205	D 64.12	Lenkstange, 1x verstellbar Drag link, 1x adjustable 1x D 61.25 M30x1,5 RH	40	K30	860 RØ42	
619 460 5305	D 64.19	Lenkstange, 1x verstellbar Drag link, 1x adjustable 1x D 61.25 M30x1,5 RH	40	K30	860 RØ48	

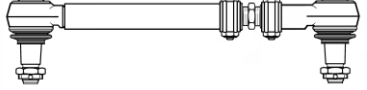


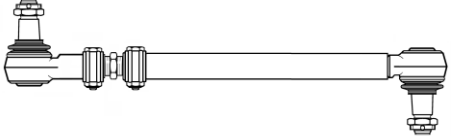

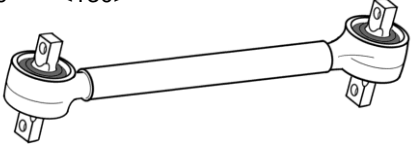
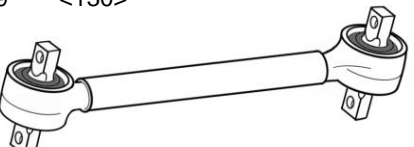
VERGLEICH-NR. CROSS-REF.-NO.	HEYD-NR.	BENENNUNG DESCRIPTION	GRÖßE BALL Ø	KONUS TAPER	LÄNGE LENGTH	BILD FIGURE
620 330 0211	D 89.D	Schubstrebe, 2x verstellbar Torque rod, 2x adjustable	47/55		600 RØ48	
620 330 0303	=	620 330 0703 = D 64.06				
620 330 0403	=	620 330 0703 = D 64.06				
620 330 0503	D 64.05	Spurstange, 2x verstellbar Tie rod, 2x adjustable 1x D 61.25 M30x1,5 RH 1x D 61.24 M30x1,5 LH	40	K30	1665 RØ50	
620 330 0703	D 64.06	Spurstange, 1x verstellbar Tie rod, 1x adjustable 1x D 61.25 M30x1,5 RH	40	K30	1692 RØ50	
620 330 0803	=	620 330 0703 = D 64.06				
620 460 0005	=	620 460 2805 = D 55.10				
620 460 0105	=	620 460 3805 = D 64.18				
620 460 0405	=	620 460 2905 = D 64.15				
620 460 0505	=	620 460 3305 = D 64.50				
620 460 0805	=	620 460 2905 = D 64.15				
620 460 0905	=	620 460 3305 = D 64.50				
620 460 2005	=	620 460 2805 = D 55.10				
620 460 2105	=	620 460 3805 = D 64.18				
620 460 2405	=	620 460 4005 = D 64.17				
620 460 2605	=	620 460 4005 = D 64.17				
620 460 2805	D 55.10	Lenkstange, 1x verstellbar Drag link, 1x adjustable 1x D 61.25 M30x1,5 RH	40	K30	885 RØ40	
620 460 2905	D 64.15	Lenkstange, 1x verstellbar Drag link, 1x adjustable 1x D 61.25 M30x1,5 RH	40	K30	865 RØ40	



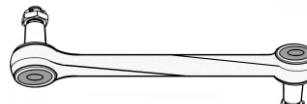






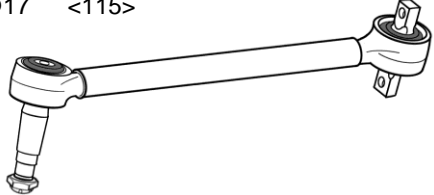
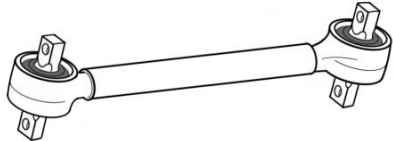
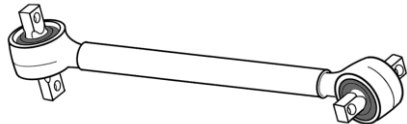
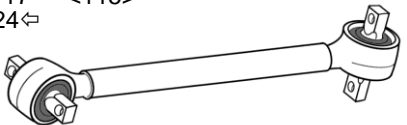
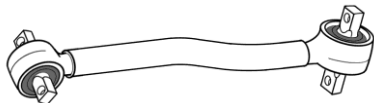

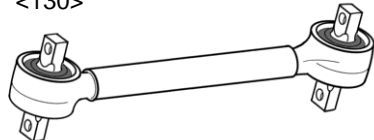
VERGLEICHS-NR. CROSS-REF.-NO.	HEYD-NR.	BENENNUNG DESCRIPTION	GRÖßE BALL Ø	KONUS TAPER	LÄNGE LENGTH	BILD FIGURE
620 460 3005	=	620 460 2905 = D 64.15				
620 460 3305	D 64.50	Lenkstange, 1x verstellbar RHD Drag link, 1x adjustable 1x D 61.25 M30x1,5 RH	40	K30	865 RØ40	
620 460 3405	=	620 460 3305 = D 64.50				
620 460 3705	=	620 460 2805 = D 55.10				
620 460 3805	D 64.18	Lenkstange, 1x verstellbar RHD Drag link, 1x adjustable 1x D 61.25 M30x1,5 RH	40	K30	885 RØ40	
620 460 3905	=	620 460 3805 = D 64.18				
620 460 4005	D 64.17	Lenkstange, 1x verstellbar Drag link, 1x adjustable 1x D 61.25 M30x1,5 RH	40	K30	900 RØ48	
620 460 4105	=	620 460 4005 = D 64.17				
622 460 0005	=	622 460 1105 = D 65.13				
622 460 0405	=	622 460 1405 = D 65.15				
622 460 0805	=	622 460 1105 = D 65.13				
622 460 1105	D 65.13	Lenkstange, fest Drag link, fixed	40	K30	662 RØ42	
622 460 1405	D 65.15	Lenkstange, 2x verstellbar Drag link, 2x adjustable 1x D 61.25 M30x1,5 RH 1x D 59.31 M30x1,5 LH	40	K30	820 RØ40	
622 460 1505	=	622 460 1405 = D 65.15				
624 350 0006	=	659 350 1106 = D 58.G				
624 350 0106	=	659 350 1206 = D 62.C				
624 350 0206	=	659 350 1306 = D 58.H				

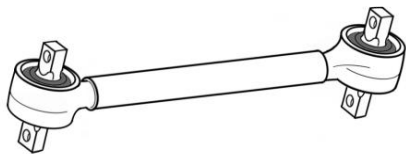

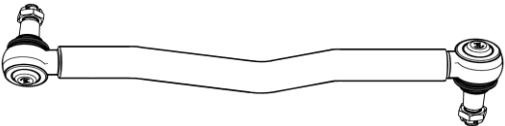
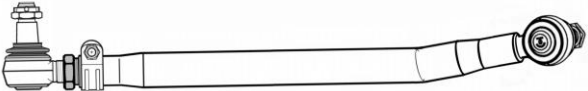


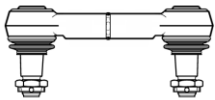
VERGLEICHS-NR. CROSS-REF.-NO.	HEYD-NR.	BENENNUNG DESCRIPTION	GRÖÖE BALL Ø	KONUS TAPER	LÄNGE LENGTH	BILD FIGURE
624 350 0406	=	659 350 3806 = D 62.D				
624 350 0506	=	659 350 1606 = D 58.C				
624 460 0305	=	624 460 1905 = D 55.08				
624 460 0348	D 55.20	Kugelgelenk, RH, M26x1,5 # Tie rod end, RH, M26x1,5 #	50	K38	86	
624 460 1505	D 55.06	Lenkstange, 1x verstellbar Drag link, 1x adjustable 1x D 61.25 M30x1,5 RH	40	K30	845 RØ42	
624 460 1605	=	624 460 1505 = D 55.06				
624 460 1905	D 55.08	Lenkstange, 1x verstellbar Drag link, 1x adjustable 1x D 61.25 M30x1,5 RH	50/40	K30	575 RØ40	
624 460 2005	=	624 460 1905 = D 55.08				
624 460 3105	=	624 460 3505 = D 55.16				
624 460 3205	=	624 460 3505 = D 55.16				
624 460 3505	D 55.16	Lenkstange, fest Drag link, fixed	40	K30	1824 RØ42	
625 330 0603	=	625 330 1703 = D 65.08				
625 330 0903	=	625 330 1203 = D 65.06				
625 330 1003	=	625 330 2803 = D 65.07				
625 330 1203	D 65.06	Spurstange, 1x verstellbar Tie rod, 1x adjustable 1x D 52.28 M38x1,5 RH	50	K38	1588 RØ60	
625 330 1703	D 65.08	Spurstange, 1x verstellbar Tie rod, 1x adjustable 1x D 59.28 M38x1,5 RH	40	K30	1588 RØ58	


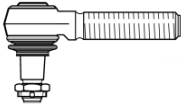
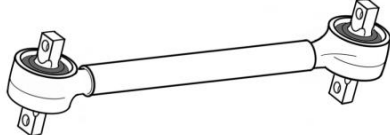
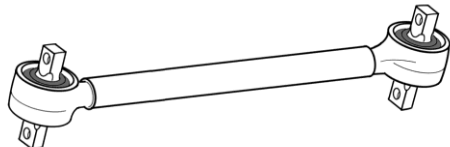
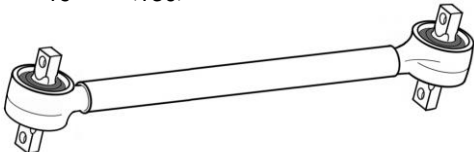
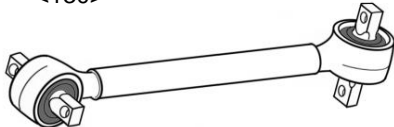

VERGLEICHS-NR. CROSS-REF.-NO.	HEYD-NR.	BENENNUNG DESCRIPTION	GRÖßE BALL Ø	KONUS TAPER	LÄNGE LENGTH	BILD FIGURE
625 330 2003	=	942 330 0903 = D65.55				
625 330 2603	=	942 330 0903 = D 65.55				
625 330 2703	=	942 330 0903 = D 65.55				
625 330 3203	=	944 330 1703 = D 65.56				
625 350 0106	D 58.R	Achsstrebe, fest, Molekular Torque rod, fixed, molecular 2x DR 817	90/90 90		645 RØ58 <152>	
625 460 1705	=	080 460 3105 = D 65.16				
625 460 2505	D 65.10	Lenkstange, 1x verstellbar Drag link, 1x adjustable 1x D 61.25 M30x1,5 RH	40	K30	870 RØ58	
625 460 3605	=	000 460 4005 = D 68.49				
625 460 3805	=	000 460 3905 = D 75.04				
625 460 4205	=	000 460 4105 = D 68.03				
625 460 4305	=	000 460 3605 = D 68.09				
625 460 4405	D 68.15	Lenkstange, 1x verstellbar Drag link, 1x adjustable 1x D 61.25 M30x1,5 RH	40	K30	905 RØ42	
625 460 4805	=	000 460 4305 = D 68.10				
625 460 5005	=	000 460 4405 = D 68.07				
625 460 5205	=	000 460 3905 = D 75.04				
625 460 7605	=	000 460 4005 = D 68.49				
625 460 7705	=	000 460 3605 = D 68.09				
625 460 7805	=	000 460 4105 = D 68.03				




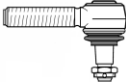
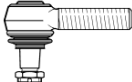

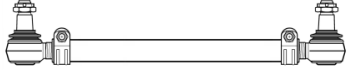
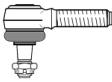
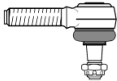
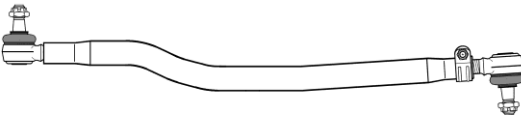
VERGLEICHS-NR. CROSS-REF.-NO.	HEYD-NR.	BENENNUNG DESCRIPTION	GRÖÖE BALL Ø	KONUS TAPER	LÄNGE LENGTH	BILD FIGURE
625 460 7905	=	000 460 3905 = D 75.04				
625 460 8005	=	000 460 4505 = D 68.08				
625 460 8205	D 65.52	Lenkstange, 2x verstellbar Drag link, 2x adjustable 1 KB 53.35 M30x1.5 RH#	40	K32	555 RØ40	
626 460 0005	KB 52.04	Lenkstange, 2x verstellbar Drag link, 2x adjustable 1x KB 51.32 M30x1,5 RH 1x KB 51.31 M30x1,5 LH	40	K30	2175 RØ48	
627 330 0103	D 66.50	Spurstange, fest Tie rod, fixed	40	K30	380 RØ40	
627 330 0203	D 66.51	Spurstange, 2x verstellbar Tie rod, 2x adjustable 1x KB 51.38 M30x1,5# RH	40	K30	680 RØ40	
627 330 0303	D 66.52	Spurstange, fest Tie rod, fixed	40	K30	480 RØ40	
627 350 0006	=	627 350 0106 = D 66.A				
627 350 0106	D 66.A	Achsstrebe, fest, Molekular Torque rod, fixed, molecular 2x KBR 815	70/70 70	●19	658 RØ48 <130>	
627 350 0206	=	627 350 0306 = D 66.B				
627 350 0306	D 66.B	Achsstrebe, fest, Molekular Torque rod, fixed, molecular 2x KBR 815	70/70 70	●19	570 RØ48 <130>	

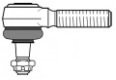



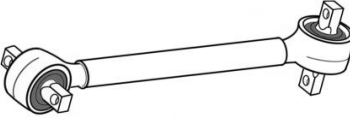
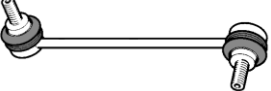
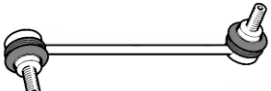

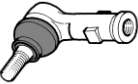
VERGLEICHS-NR. CROSS-REF.-NO.	HEYD-NR.	BENENNUNG DESCRIPTION	GRÖßE BALL Ø	KONUS TAPER	LÄNGE LENGTH	BILD FIGURE
628 320 0089	=	628 320 1089 = D 66.40				
628 320 0189	=	628 320 1289 = D 66.42				
628 320 0289	=	628 320 1189 = D 66.41				
628 320 0389	=	628 320 1389 = D 66.43				
628 320 1089	D 66.40	Stabilisator, fest L Stabilizer rod, fixed		K26	260	
628 320 1189	D 66.41	Stabilisator, fest R Stabilizer rod, fixed		K26	260	
628 320 1289	D 66.42	Stabilisator, fest L Stabilizer rod, fixed		K26	260	
628 320 1389	D 66.43	Stabilisator, fest R Stabilizer rod, fixed		K26	260	
628 320 1489		629 320 0189 = D 65.40				
628 330 0103	D 65.82	Spurstange, 1x verstellbar Tie rod, 1x adjustable 1x D 67.24 M30x1,5 RH	35	K26	1733 RØ62	
628 330 0403	D 66.60	Lenkstange, 2x verstellbar Drag link, 2x adjustable 1x D 66.32 M30x1,5 RH 1x D 66.25 M30x1,5 LH	35	K26	768 RØ38	
628 330 0503	D 66.61	Lenkstange, 2x verstellbar Drag link, 2x adjustable 1x D 66.32 M30x1,5 RH 1x D 66.25 M30x1,5 LH	35	K26	768 RØ38	
628 333 0003	=	628 333 1005 = D 65.F				

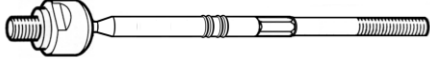


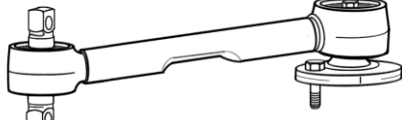
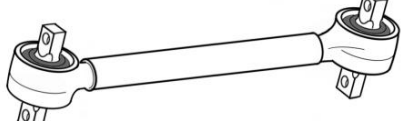
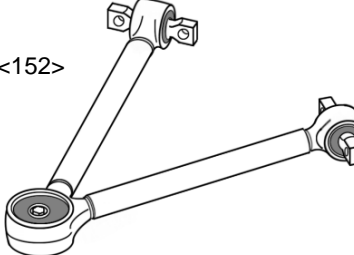
VERGLEICHS-NR. CROSS-REF.-NO.	HEYD-NR.	BENENNUNG DESCRIPTION	GRÖÖE BALL Ø	KONUS TAPER	LÄNGE LENGTH	BILD FIGURE
628 333 0005	=	628 333 1005 D 65.F				
628 333 0101	D 65.L	Achsstrebe, fest, Molekular Torque rod, fixed, molecular 1x MNR 821 1x MNR 814	70/62 70 62	K48 ●17	806 RØ48 <115>	
628 333 0105	D 65.A	Achsstrebe, fest, Molekular Torque rod, fixed, molecular	62/62 62	●19	664 RØ48 <130>	
628 333 0205	D 65.B	Achsstrebe, fest, Molekular, L Torque rod, fixed, molecular, L 2x DR 807	55/55 55	●17 ⇒24⇐	659 RØ46 <115>	
628 333 0305	D 65.C	Achsstrebe, fest, Molekular, R Torque rod, fixed, molecular, R 2x DR 807	55/55 55	●17 ⇒24⇐	659 RØ46 <115>	
628 333 0405	D 57.C	Achsstrebe, fest, Molekular, L Torque rod, fixed, molecular, L 1x DR 812	40/55 55	●19	618 RØ42 <130>	
628 333 0505	D 57.D	Achsstrebe, fest, Molekular, R Torque rod, fixed, molecular, R 1x DR 812	40/55 55	●19	618 RØ42 <130>	
628 333 0905	D 65.E	Achsstrebe, fest, Molekular Torque rod, fixed, molecular 2x DR 838	70/70 70	●19 ⇒24⇐	576 RØ48 <130>	


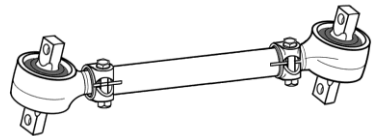
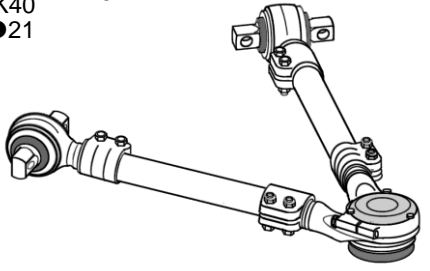
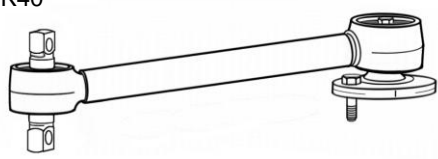
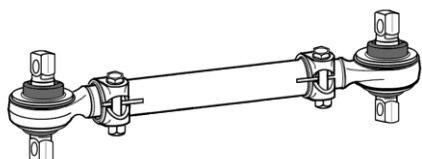
VERGLEICH-NR. CROSS-REF.-NO.	HEYD-NR.	BENENNUNG DESCRIPTION	GRÖßE BALL Ø	KONUS TAPER	LÄNGE LENGTH	BILD FIGURE
628 333 1005	D 65.F	Achsstrebe, fest, Molekular Torque rod, fixed, molecular 2x DR 838	70/70 70		664 RØ48 <130>	
628 333 1805	=	628 333 1005 D 65.F				
628 460 0205	D 65.71	Spurstange, 1x verstellbar Tie rod, 1x adjustable 1x MN 63.32 M30x1,5 RH	40	K30	1271 RØ60	
628 460 0305	D 65.70	Lenkstange, fest Drag link, fixed	40	K30	928 RØ42	
628 460 0605	D 65.73	Spurstange, 1x verstellbar Tie rod, 1x adjustable 1x MN 63.32 M30x1,5 RH	40	K30	1273 RØ52	
628 460 1105	=	628 460 0205 = D 65.71				
628 460 1205	=	628 460 0305 = D 65.70				
628 460 1305	=	628 460 0605 = D 65.73				
628 460 1905	D 65.75	Lenkstange, 2x verstellbar Drag link, 2x adjustable 1x D 65.21 M30x1,5 RH 1x D 65.22 M30x1,5 LH	40	K30	651 RØ38	
628 460 2005	D 65.76	Spurstange, fest Tie rod, fixed	40	K30	560 RØ36	
629 320 0189	D 65.40	Stabilisator, fest L+R Stabilizer rod, fixed	40	K30	200 RØ31	


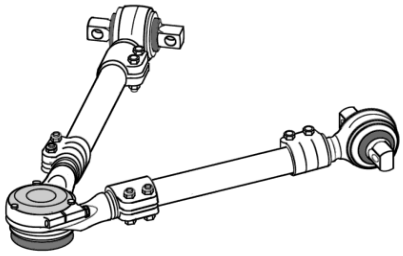

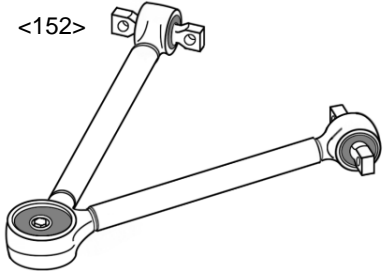
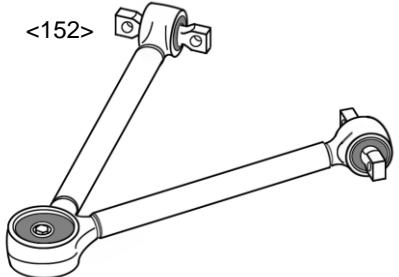
VERGLEICHS-NR. CROSS-REF.-NO.	HEYD-NR.	BENENNUNG DESCRIPTION	GRÖÖE BALL Ø	KONUS TAPER	LÄNGE LENGTH	BILD FIGURE
629 330 0003	D 65.90	Lenkstange, 2x verstellbar Drag link, 2x adjustable 1x KB 51.32 M30x1,5 RH 1x KB 51.31 M30x1,5 LH	40	K30	880 RØ38	
629 338 0010	MN 63.32	Kugelgelenk, RH, M30x1,5 Tie rod end, RH, M30x1,5	40	K30	141	
629 350 0006	=	629 350 1106 = D 65.G				
629 350 0106	=	629 350 1106 = D 65.G				
629 350 0306	=	629 350 0406 = D 57.G				
629 350 0406	D 57.G	Achsstrebe, fest, Molekular Torque rod, fixed, molecular 2 MNR 815	70/70 70	●19	570 RØ48 <130>	
629 350 0506	=	629 350 0606 = D 65.H				
629 350 0606	D 65.H	Achsstrebe, fest, Molekular Torque rod, fixed, molecular 2 MNR 815	70/70 70	●19	658 RØ48 <130>	
629 350 1106	D 65.G	Achsstrebe, fest, Molekular Torque rod, fixed, molecular 2x DR 838	70/70 70	●19	725 RØ48 <130>	
629 350 1206	D 65.J	Achsstrebe, fest, Molekular Torque rod, fixed, molecular 2x DR 838	70/70 70	●19	628 RØ48 <130>	
629 350 1906	D 65.K	Achsstrebe, fest, Molekular Torque rod, fixed, molecular 2x DR 839	70/70 70	●19	658 RØ52 <130>	

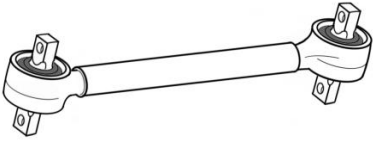
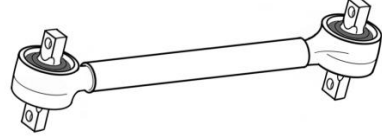
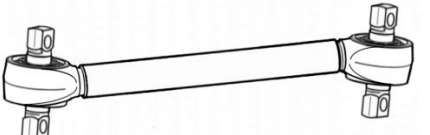
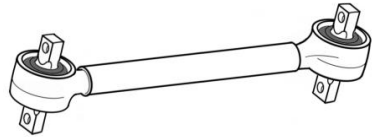
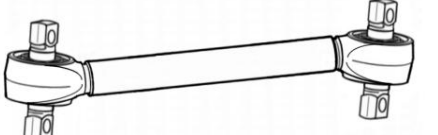
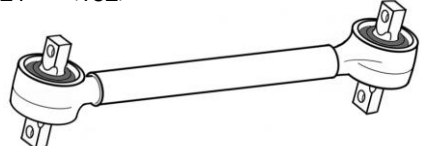
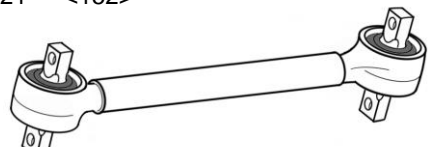
VERGLEICHS-NR. CROSS-REF.-NO.	HEYD-NR.	BENENNUNG DESCRIPTION	GRÖßE BALL Ø	KONUS TAPER	LÄNGE LENGTH	BILD FIGURE
629 350 2806	=	629 350 1206 = D 65.J				
631 320 0028	=	631 320 0228 = D 79.50				
631 320 0228	D 79.50	Führungsgelenk, unten R+L Suspension joint, lower R+L	35	K22	Ø26	
631 330 0303	D 79.01	Spurstange, 2x verstellbar Tie rod, 2x adjustable 1x D 79.24 M18x1,5 RH 1x D 79.25 M18x1,5 LH	25	K18	294 RØ22	
631 330 0403	D 79.11	Spurstange, 1x verstellbar Tie rod, 1x adjustable 1x D 41.72 M20x1,5 RH	27	K20	650 RØ26	
631 330 0435	D 79.20	Kugelgelenk, LH, M20x1,5 Tie rod end, LH, M20x1,5	27	K20	95	
631 330 0535	D 79.22	Kugelgelenk, RH, M24x1,5 Tie rod end, RH, M24x1,5	30	K22	105	
631 330 0603	D 79.02	Spurstange, 1x verstellbar Tie rod, 1x adjustable 1x D 79.22 M24x1,5 RH	30	K22	668 RØ30	
631 330 0703	D 79.03	Spurstange, 2x verstellbar Tie rod, 2x adjustable 1x D 41.72 M20x1,5 RH 1x D 79.20 M20x1,5 LH	27	K20	300 RØ26	
631 338 0310	D 79.24	Kugelgelenk, RH, M18x1,5 Tie rod end, RH, M18x1,5	25	K18	95	
631 338 0410	D 79.25	Kugelgelenk, LH, M18x1,5 Tie rod end, LH, M18x1,5	25	K18	95	
631 460 0705	D 79.04	Lenkstange, 1x verstellbar Drag link, 1x adjustable 1x D 79.26 M18x1,5 RH	25	K18	1243 RØ36	

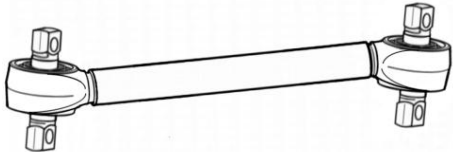
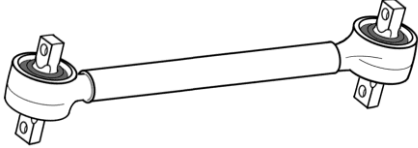
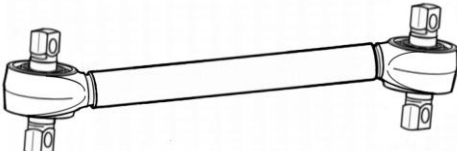
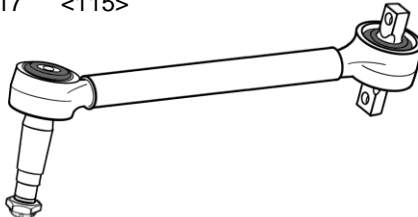
VERGLEICH-NR. CROSS-REF.-NO.	HEYD-NR.	BENENNUNG DESCRIPTION	GRÖÙE BALL Ø	KONUS TAPER	LÄNGE LENGTH	BILD FIGURE
631 463 0029	D 79.28	Kugelgelenk, RH, M18x1,5 Tie rod end, RH, M18x1,5	25	K16	95	
632 320 0232		629 320 0189 = D 65.40				
634 323 0216	=	634 323 0416 = D 79.65				
634 323 0416	D 79.65	Stabilisator, fest Stabilizer rod, fixed	35	K26	375 RØ36	
634 326 0016	=	634 326 0516 = D 79.66				
634 326 0116	=	634 326 0616 = D 79.67				
634 326 0516	D 79.66	Stabilisator, fest Stabilizer rod, fixed	35	K26	300 RØ36	
634 326 0616	D 79.67	Stabilisator, fest Stabilizer rod, fixed	35	K26	300 RØ36	
634 352 0005	D 79.A	Achsstrebe, fest, Molekular Torque rod, fixed, molecular	62/62 62	●25	585 RØ50 <152>	
638 323 0268	D 79.41	Drehstabgestänge, links Torsion bar rear axle, left	19		250	
638 323 0368	D 79.42	Drehstabgestänge, rechts Torsion bar rear axle, right	19		250	
638 330 0027	D 79.90	Führungsgelenk, unten R+L Suspension joint, lower R+L				
638 460 0048	D 79.30	Kugelgelenk, RH, M16x1,5# Tie rod end, RH, M16x1,5#	27	K20	76	








VERGLEICH-NR. CROSS-REF.-NO.	HEYD-NR.	BENENNUNG DESCRIPTION	GRÖßE BALL Ø	KONUS TAPER	LÄNGE LENGTH	BILD FIGURE
638 460 0055	D 79.31	Axialglenk, innen, L+R Aaial joint, inner, L+R				
638 460 0205	=	638 460 0055 = D 79.31				
638 460 0255	=	638 460 0055 = D 79.31				
647 460 0005	D 73.19	Lenkstange, 1x verstellbar Drag link, 1x adjustable 1x D 61.25 M30x1,5 RH	40	K30	865 RØ42	
647 460 0105	=	647 460 0005 = D 73.19				
647 460 0205	D 73.20	Lenkstange, 1x verstellbar RHD Drag link, 1x adjustable 1x D 61.25 M30x1,5 RH	40	K30	865 RØ42	
647 460 0305	=	647 460 0205 = D 73.20				
652 350 0306	D 52.H	Achsstrebe, fest, Molekular Torque rod, fixed, molecular 1x DR 815 1x DR 955	80/80 70 80	IK38 ●21 IK40	522 RØ52 <152>	
653 350 0005	=	655 350 0305 = D 91.B				
653 350 0006	D 55.M	Achsstrebe, fest, Molekular Torque rod, fixed, molecular 2x DR 815	70/70 70	●21	500 RØ50 <152>	
653 350 0105	=	655 350 0305 = D 91.B				
653 350 0106	=	652 350 0306 = D 52.H				
653 350 0205	=	658 350 0205 = D 91.GN				
653 350 0305	D 91.EN	Dreieckslenker, Nachlaufachse Triangular torque rod, Trailing axle	80/70 80 70	IK40 ●25	623 RØ56 <152>	

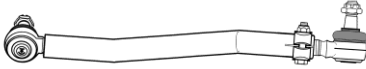




VERGLEICHS-NR. CROSS-REF.-NO.	HEYD-NR.	BENENNUNG DESCRIPTION	GRÖÙE BALL Ø	KONUS TAPER	LÄNGE LENGTH	BILD FIGURE
653 350 0606	D 58.U	Achsstrebe, fest, Molekular Torque rod, fixed, molecular 2x DR 815	70/70 70	●21	500 RØ50 <152>	
654 330 0011	=	654 330 0111 = D 89.C				
654 330 0111	D 89.C	Schubstrebe, 2x verstellbar Torque rod, 2x adjustable 1x D 89.04 M38x1,5 RH 1x D 89.02 M38x1,5 LH	55/55 55 55	●15 ●15	550 RØ48 <110> <110>	
654 350 0105		Rep.-Satz für Dreieckslenker Rep.-kit for Triangular torque rod 1x DR 952 2x DR 552	80 65	IK40 ●21	<152>	
654 350 0406	=	654 350 0506 = D 52.G				
654 350 0506	D 52.G	Achsstrebe, fest, Molekular Torque rod, fixed, molecular 1x DR 815 1x DR 955	80/70 70 80	IK38 ●21 IK40	652 RØ52 <152>	
654 352 0005	=	654 350 0506 = D 52.G				
655 330 0011	D 89.E	Schubstrebe, 2x verstellbar Torque rod, 2x adjustable 1x D 89.01 M38x1,5 RH 1x D 89.03 M38x1,5 LH	53/53 53 53	●18 ●18	600 RØ48 <102> <102>	
655 330 0111	=	655 330 0311 = D 89.F				


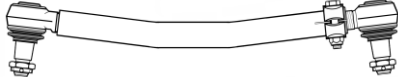




VERGLEICHS-NR. CROSS-REF.-NO.	HEYD-NR.	BENENNUNG DESCRIPTION	GRÖßE BALL Ø	KONUS TAPER	LÄNGE LENGTH	BILD FIGURE
655 330 0311	D 89.F	Achsstrebe, fest, Molekular Torque rod, fixed, molecular			720 RØ48	
655 330 0411	=	655 330 0311 = D 89.F				
655 350 0006	=	658 350 0206 = D 58.S				
655 350 0305	D 91.B	Dreieckslenker, verstellbar Triangular torque rod, adjustable 1x DR 952 2x DR 552	80/65 80 65	IK40 ●21	623 RØ60 <152>	
655 350 0506	D 52.E	Achsstrebe, fest, Molekular Torque rod, fixed, molecular 2x DR 815	70/70 70	●21	595 RØ62 <152>	
658 350 0005	=	655 350 0305 = D 91.B				
658 350 0006	=	658 350 0206 = D 58.S				
658 350 0105	D 91.GA	Dreieckslenker, Antriebsachse Triangular torq. rod, Driving axle 1x DR 957 2x DR 831	80/70 80 70	IK40 ●25	622 RØ56 <152>	
658 350 0205	D 91.GN	Dreieckslenker, Nachlaufachse Triangular torq. rod, Trailing axle 1x DR 957 2X DR 831	80/70 80 70	IK40 ●25	622 RØ56 <152>	


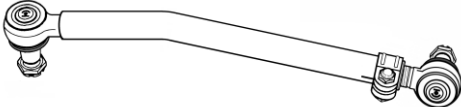
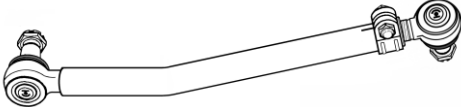



VERGLEICHS-NR. CROSS-REF.-NO.	HEYD-NR.	BENENNUNG DESCRIPTION	GRÖÖE BALL Ø	KONUS TAPER	LÄNGE LENGTH	BILD FIGURE
658 350 0206	D 58.S	Achsstrebe, fest, Molekular Torque rod, fixed, molecular 2x DR 815	70/70 70	●21	585 RØ50 <152>	
659 350 0106	D 58.A	Achsstrebe, fest, Molekular Torque rod, fixed, molecular 2x DR 815	70/70 70	●21	585 RØ50 <152>	
659 350 0406	D 62.A	Achsstrebe, fest, Molekular Torque rod, fixed, molecular 2x DR 815	70/70 70	●21	585 RØ50 <152>	
659 350 0906	=	395 350 1206 = D 62.E				
659 350 1106	D 58.G	Achsstrebe, fest, Molekular Torque rod, fixed, molecular 2x DR 816	80/80 80	●21	579 RØ58 <152>	
659 350 1206	D 62.C	Achsstrebe, fest, Molekular Torque rod, fixed, molecular 2x DR 815	70/70 70	●21	579 RØ50 <152>	
659 350 1306	D 58.H	Achsstrebe, fest, Molekular Torque rod, fixed, molecular 2x DR 816	80/80 80	●21	629 RØ58 <152>	
659 350 1506	=	659 350 1506 = D 62.D				
659 350 1606	D 58.C	Achsstrebe, fest, Molekular Torque rod, fixed, molecular 2x DR 817	90/90 90	●21	629 RØ58 <152>	






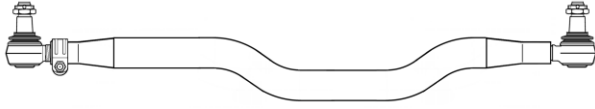
VERGLEICHS-NR. CROSS-REF.-NO.	HEYD-NR.	BENENNUNG DESCRIPTION	GRÖßE BALL Ø	KONUS TAPER	LÄNGE LENGTH	BILD FIGURE
659 350 2006	D 62.H	Achsstrebe, fest, Molekular Torque rod, fixed, molecular 2x DR 816	80/80 80	●21	652 RØ58 <152>	
659 350 2206	D 58.K	Achsstrebe, fest, Molekular Torque rod, fixed, molecular 2x DR 815	70/70 70	●21	660 RØ58 <152>	
659 350 2406	=	659 350 0106 = D 58.A				
659 350 2706	=	659 350 0406 = D 62.A				
659 350 3206	=	395 350 1206 = D 62.E				
659 350 3406	=	659 350 1106 = D 58.G				
659 350 3506	=	659 350 1206 = D 62.C				
659 350 3606	=	659 350 1306 = D 58.H				
659 350 3806	D 62.D	Achsstrebe, fest, Molekular Torque rod, fixed, molecular 2x DR 816	80/80 80	●21	629 RØ50 <152>	
659 350 3906	=	659 350 1606 = D 58.C				
659 350 4506	=	659 350 2206 = D 58.K				
666 330 0007	D 67.A	Achsstrebe, fest, Molekular Torque rod, fixed, molecular 1x MNR 821 1x MNR 814	70/62 70 62	K48 ●17	656 RØ48 <115>	
667 330 0303	=	667 330 0503 = D 68.04				







VERGLEICHS-NR. CROSS-REF.-NO.	HEYD-NR.	BENENNUNG DESCRIPTION	GRÖÖE BALL Ø	KONUS TAPER	LÄNGE LENGTH	BILD FIGURE
667 330 0403	=	667 330 0503 = D 68.04				
667 330 0503	D 68.04	Spurstange, 2x verstellbar Tie rod, 2x adjustable 1x D 41.71 M20x1,5 RH 1x D 41.73 M20x1,5 LH	24	K18	1600 RØ36	
667 330 0603	=	667 330 0503 = D 68.04				
667 460 0705	D 68.17	Lenkstange, 1x verstellbar Drag link, 1x adjustable 1x D 53.24 M22x1,5 RH	27/24	K18	505 RØ26	
667 460 1005	=	667 460 0705 = D 68.17				
667 460 1505	D 63.19	Lenkstange, 1x verstellbar Drag link, 1x adjustable 1x D 66.28 M28x1,5 RH	30	K22	504 RØ34	
667 460 1605	D 63.20	Lenkstange, 1x verstellbar, RHD Drag link, 1x adjustable 1x D 66.28 M28x1,5 RH	30	K22	504 RØ34	
667 460 1705	=	667 460 1505 = D 63.19				
667 460 1805	=	667 460 1605 = D 63.20				
668 460 0505	=	668 460 0905 = D 63.07				
668 460 0705	=	668 460 0905 = D 63.07				
668 460 0905	D 63.07	Lenkstange, 1x verstellbar Drag link, 1x adjustable 1x D 59.22 M24x1,5 RH	27/24	K18	505 RØ28	
668 460 1105	=	668 460 0905 = D 63.07				
668 460 1505	=	668 460 1705 = D 63.18				
668 460 1705	D 63.18	Lenkstange, 1x verstellbar RHD Drag link, 1x adjustable 1x D 59.22 M24x1,5 RH	27/24	K18	505 RØ28	
668 460 1905	=	668 460 1705 = D 63.18				
668 460 2105	D 63.11	Lenkstange, 1x verstellbar Drag link, 1x adjustable 1x D 59.22 M24x1,5 RH	25	K18	495 RØ28	

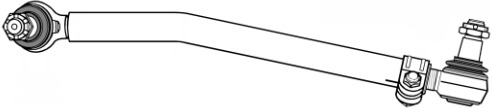



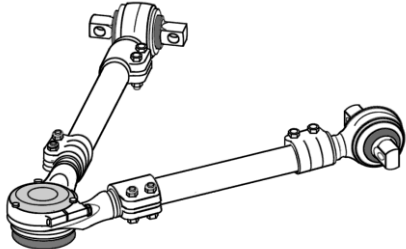
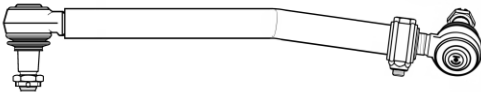
VERGLEICHS-NR. CROSS-REF.-NO.	HEYD-NR.	BENENNUNG DESCRIPTION	GRÖßE BALL Ø	KONUS TAPER	LÄNGE LENGTH	BILD FIGURE
668 460 2205	=	668 460 2105 = D 63.11				
668 460 2305	D 63.10	Lenkstange, 1x verstellbar <i>RHD</i> Drag link, 1x adjustable 1x D 59.22 M24x1,5 RH	25	K18	495 RØ28	
668 460 2405	=	668 460 2305 = D 63.10				
669 330 0403	=	670 330 0203 = D 57.04				
669 330 0503	=	670 330 0203 = D 57.04				
669 330 0603	D 69.08	Spurstange, 1x verstellbar Tie rod, 1x adjustable 1x D 66.28 M28x1,5 RH	30	K22	1501 RØ46	
669 330 0703	=	669 330 0603 = D 69.08				
669 330 0803	D 69.09	Spurstange, 1x verstellbar Tie rod, 1x adjustable 1x D 66.28 M28x1,5 RH	30	K22	1527 RØ40	
670 330 0003	=	670 330 0203 = D 57.04				
670 330 0103	=	670 330 0203 = D 57.04				
670 330 0203	D 57.04	Spurstange, 2x verstellbar Tie rod, 2x adjustable 1x D 66.26 M24x1,5 RH 1x D 66.27 M24x1,5 LH	30	K22	1594 RØ36	
670 330 0303	=	670 330 0203 = D 57.04				
670 460 0805	=	670 460 2005 = D 57.11				
670 460 0905	=	670 460 2205 = D 57.12				
670 460 1205	=	670 460 2005 = D 57.11				
670 460 1605	=	670 460 2005 = D 57.11				
670 460 1805	=	670 460 2205 = D 57.12				
670 460 2005	D 57.11	Lenkstange, 1x verstellbar Drag link, 1x adjustable 1x D 66.28 M28x1,5 RH	35/30	K22	505 RØ32	

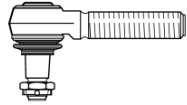





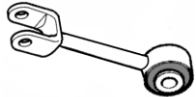


VERGLEICHS-NR. CROSS-REF.-NO.	HEYD-NR.	BENENNUNG DESCRIPTION	GRÖÖE BALL Ø	KONUS TAPER	LÄNGE LENGTH	BILD FIGURE
670 460 2205	D 57.12	Lenkstange, 1x verstellbar RHD Drag link, 1x adjustable 1x D 66.28 M28x1,5 RH	35/30	K22	505 RØ32	
670 460 2605	D 57.14	Lenkstange, 1x verstellbar Drag link, 1x adjustable 1x D 66.28 M28x1,5 RH	35/30	K22	495 RØ36	
670 460 2705	=	670 460 2605 = D 57.14				
670 460 2805	D 57.15	Lenkstange, 1x verstellbar RHD Drag link, 1x adjustable 1x D 66.28 M28x1,5 RH	35/30	K22	495 RØ36	
670 460 2905	=	670 460 2805 = D 57.15				
673 460 0205	=	673 460 0605 = D 69.12				
673 460 0305	=	673 460 0705 = D 69.13				
673 460 0405	=	673 460 0605 = D 69.12				
673 460 0505	=	673 460 0705 = D 69.13				
673 460 0605	D 69.12	Lenkstange, 1x verstellbar Drag link, 1x adjustable 1x D 66.31 M30x1,5 RH	35	K22	725 RØ36	
673 460 0705	D 69.13	Lenkstange, 1x verstellbar RHD Drag link, 1x adjustable 1x D 66.31 M30x1,5 RH	35	K22	725 RØ36	
673 460 0805	=	673 460 0605 = D 69.12				
673 460 0905	=	673 460 0705 = D 69.13				
674 330 0203	=	674 330 0303 = D 70.06				
674 330 0303	D 70.06	Spurstange, 2x verstellbar Tie rod, 2x adjustable 1x D 60.23 M24x1,5 RH 1x D 60.24 M24x1,5 LH	27	K20	1550 RØ36	
674 330 0403	=	674 330 0303 = D 70.06				


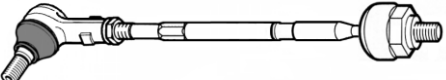

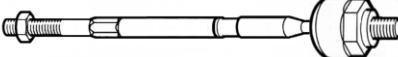
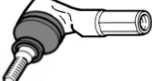
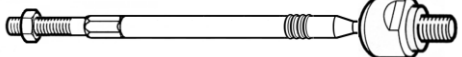
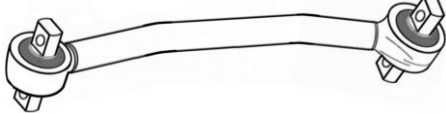
VERGLEICHS-NR. CROSS-REF.-NO.	HEYD-NR.	BENENNUNG DESCRIPTION	GRÖßE BALL Ø	KONUS TAPER	LÄNGE LENGTH	BILD FIGURE
674 460 0405	D 70.07	Lenkstange, 1x verstellbar Drag link, 1x adjustable 1x D 61.23 M30x1,5 RH	40	K26	780 RØ40	
675 460 1005	=	675 460 2205 = D 69.14				
675 460 1105	=	675 460 2305 = D 69.19				
675 460 1205	=	675 460 2405 = D 69.15				
675 460 1305	=	675 460 2505 = D 69.20				
675 460 1605	=	675 460 2205 = D 69.14				
675 460 1705	=	675 460 2305 = D 69.19				
675 460 1805	=	675 460 2405 = D 69.15				
675 460 1905	=	675 460 2505 = D 69.20				
675 460 2205	D 69.14	Lenkstange, 1x verstellbar Drag link, 1x adjustable 1x D 61.23 M30x1,5 RH	30 40	K22/ K26	780 RØ40	
675 460 2305	D 69.19	Lenkstange, 1x verstellbar RHD Drag link, 1x adjustable 1x D 61.23 M30x1,5 RH	30 40	K22/ K26	780 RØ40	
675 460 2405	D 69.15	Lenkstange, 1x verstellbar Drag link, 1x adjustable 1x D 61.23 M30x1,5 RH	30 40	K22/ K26	727 RØ40	
675 460 2505	D 69.20	Lenkstange, 1x verstellbar RHD Drag link, 1x adjustable 1x D 61.23 M30x1,5 RH	40	K26	709 RØ40	
675 460 2605	D 69.16	Lenkstange, 1x verstellbar Drag link, 1x adjustable 1x D 61.23 M30x1,5 RH	40	K26	777 RØ40	

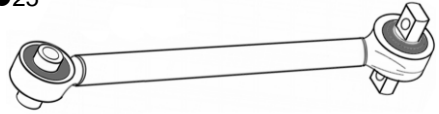




VERGLEICHS-NR. CROSS-REF.-NO.	HEYD-NR.	BENENNUNG DESCRIPTION	GRÖÖE BALL Ø	KONUS TAPER	LÄNGE LENGTH	BILD FIGURE
675 460 2805	=	675 460 2205 = D 69.14				
675 460 2905	=	675 460 2305 = D 69.19				
675 460 3005	=	675 460 2405 = D 69.15				
675 460 3105	=	675 460 2505 = D 69.20				
675 460 3205	=	675 460 2605 = D 69.16				
675 460 4205	D 69.32	Lenkstange, 1x verstellbar Drag link, 1x adjustable 1x D 66.32 M30x1,5 RH	35	K26	813 RØ42	
675 460 4305	D 69.23	Lenkstange, 1x verstellbar RHD Drag link, 1x adjustable 1x D 66.32 M30x1,5 RH	35	K26	813 RØ42	
675 460 4405	D 69.35	Lenkstange, 1x verstellbar Drag link, 1x adjustable 1x D 66.32 M30x1,5 RH	35	K26	940 RØ42	
676 330 0203	=	676 330 0703 = D 70.01				
676 330 0403	=	676 330 0703 = D 70.01				
676 330 0603	=	676 330 0703 = D 70.01				
676 330 0703	D 70.01	Spurstange, 2x verstellbar Tie rod, 2x adjustable 1x D 66.28 M28x1,5 RH 1x D 66.33 M28x1,5 LH	30	K22	1550 RØ40	
676 330 0803	D 70.02	Spurstange, 2x verstellbar Tie rod, 2x adjustable 1x D 66.32 M30x1,5 RH 1x D 66.25 M30x1,5 LH	35	K26	1546 RØ40	
676 330 0903	=	676 330 0703 = D 70.01				
676 330 1003	=	676 330 0803 = D 70.02				
676 330 1303	=	676 330 1403 = D 69.24				
676 330 1403	D 69.24	Spurstange, 1x verstellbar Tie rod, 1x adjustable 1x D 66.32 M30x1,5 RH	35	K26	1435 RØ50	




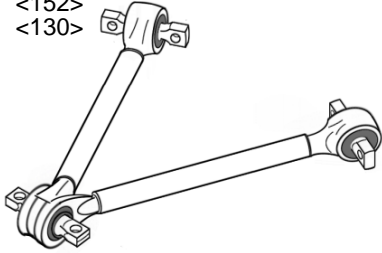
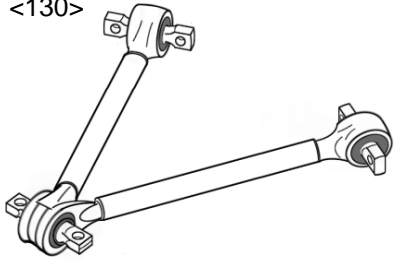
VERGLEICHS-NR. CROSS-REF.-NO.	HEYD-NR.	BENENNUNG DESCRIPTION	GRÖßE BALL Ø	KONUS TAPER	LÄNGE LENGTH	BILD FIGURE
676 460 0105	=	676 460 1105 = D 69.17				
676 460 0605	=	676 460 1105 = D 69.17				
676 460 1105	D 69.17	Lenkstange, 1x verstellbar Drag link, 1x adjustable 1x D 61.23 M30x1,5 RH	40	K26	780 RØ40	
676 460 1205	D 69.25	Lenkstange, 1x verstellbar RHD Drag link, 1x adjustable 1x D 61.23 M30x1,5 RH	40	K26	780 RØ40	
676 460 1305	D 69.18	Lenkstange, 1x verstellbar Drag link, 1x adjustable 1x D 61.23 M30x1,5 RH	40	K26	777 RØ40	
676 460 1505	=	676 460 1105 = D 69.17				
676 460 1605	=	676 460 1205 = D 69.25				
676 460 1705	=	676 460 1305 = D 69.18				
676 460 1905	D 70.11	Lenkstange, 1x verstellbar Drag link, 1x adjustable 1x D 61.23 M30x1,5 RH	40	K26	783 RØ42	
676 460 2005	=	676 460 3205 = D 69.29				
676 460 2105	=	676 460 1905 = D 70.11				
676 460 2205	=	676 460 2005 = D 69.29				
676 460 3105	D 69.28	Lenkstange, 1x verstellbar Drag link, 1x adjustable 1x D 66.32 M30x1,5 RH	35	K26	783 RØ42	
676 460 3205	D 69.29	Lenkstange, 1x verstellbar RHD Drag link, 1x adjustable 1x D 66.32 M30x1,5 RH	35	K26	783 RØ42	




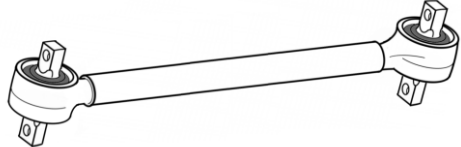
VERGLEICHS-NR. CROSS-REF.-NO.	HEYD-NR.	BENENNUNG DESCRIPTION	GRÖÖE BALL Ø	KONUS TAPER	LÄNGE LENGTH	BILD FIGURE
676 460 3905	D 69.40	Lenkstange, 1x verstellbar Drag link, 1x adjustable 1x D 61.23 M30x1,5 RH	40	K26	720 RØ40	
677 330 0303	D 70.04	Spurstange, 2x verstellbar Tie rod, 2x adjustable 1x D 66.32 M30x1,5 RH 1x D 66.25 M30x1,5 LH	35	K26	1562 RØ40	
677 330 0403	=	677 330 0303 = D 70.04				
699 330 0003	D 74.36	Spurstange, 2x verstellbar Tie rod, 2x adjustable 1x D 66.32 M30x1,5 RH 1x D 66.25M30x1,5 LH	35	K26	1190 RØ50	
699 330 0303	=	699 330 0003 = D 74.36				
699 330 2103	D 74.37	Spurstange, 2x verstellbar Tie rod, 2x adjustable 1x D 56.28 M38x1,5 RH 1x D 56.27 M38x1,5 LH	40	K30	1615 RØ48	
699 350 0305	D 91.F	Dreieckslenker, verstellbar Triangular torque rod, adjustable 1x DR 952 2x DR 815	80/70		673 RØ60	
			80	IK40		
			70	●21	<152>	
699 460 1405	=	000 460 0505 = D 74.14				
699 460 1606	D 74.38	Lenkstange, 1x verstellbar Drag link, 1x adjustable 1x D 61.25 M30x1,5 RH	40	K30	886 RØ40	



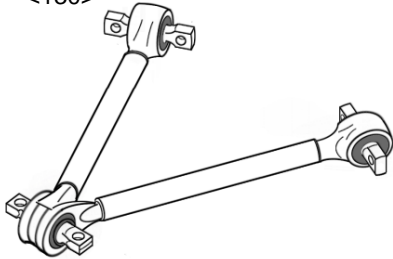
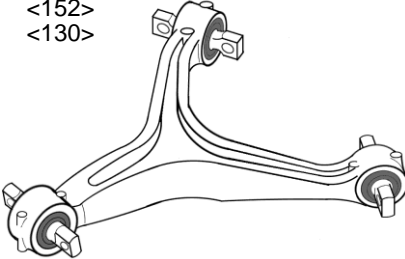
VERGLEICHS-NR. CROSS-REF.-NO.	HEYD-NR.	BENENNUNG DESCRIPTION	GRÖÙE BALL Ø	KONUS TAPER	LÄNGE LENGTH	BILD FIGURE
699 460 1648	MN 63.24	Kugelgelenk, RH, M30x1,5 Tie rod end, RH, M30x1,5	40	K30	155	
699 460 1806	D 65.50	Lenkstange, fest Drag link, fixed	40	K32	1122 RØ52	
699 460 4205	D 75.03	Lenkstange, fest Drag link, fixed	40	K30	1303 RØ40	
699 460 5105	D 75.10	Lenkstange, fest Drag link, fixed	40	K30	2306 RØ42	
699 460 5805	D 74.20	Lenkstange, fest Drag link, fixed	40	K30	1670 RØ50	
699 460 7806	D 77.17	Lenkstange, 1x verstellbar Drag link, 1x adjustable 1x D 65.21 M30x1,5 RH	40	K32	865 RØ40	
901 320 0089	D 69.43	Pendelstütze, Hinterachse Self-alignment link, rear axle	L+R			
901 320 0289	D 69.41	Pendelstütze, Vorderachse Self-alignment link, front axle	L			
901 320 0389	D 69.42	Pendelstütze, Vorderachse Self-alignment link, front axle	R			


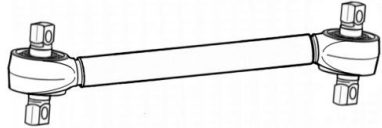
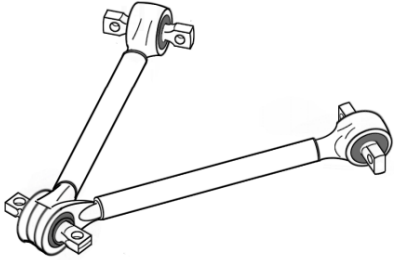
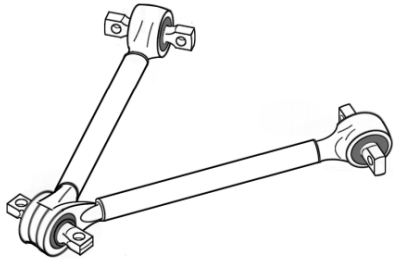
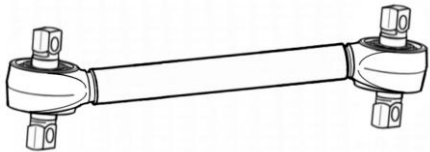
VERGLEICH-NR. CROSS-REF.-NO.	HEYD-NR.	BENENNUNG DESCRIPTION	GRÖÖE BALL Ø	KONUS TAPER	LÄNGE LENGTH	BILD FIGURE
901 333 0627	=	901 333 0727 = D 69.90				
901 333 0727	D 69.90	Traggelenk, VA, L+R, oben Suspension joint, L+R, upper				
901 333 1127	=	901 333 0727 = D 69.90				
901 333 1227	=	901 333 0727 = D 69.90				
901 460 0048	=	901 460 0348 = D 69.72				
901 460 0148	=	901 460 0348 = D 69.72				
901 460 0155	=	901 460 0455 = D 69.70				
901 460 0205	D 69.71	Spurstange, aussen Tie rod end, outer		L+R		
901 460 0255	=	901 460 0455 = D 69.70				
901 460 0348	D 69.72	Spurstangengelenk, außen, R+L Tie rod end, outer, R+L M16x1,5#	27	K20	77,5	
901 460 0455	D 69.70	Axialgelenk, innen, L+R Axial joint, inner, R+L				
901 460 0048	D 69.74	Spurstangengel. Innengew. Tie rod end, internal thread M16x1,5 RH		L+R		
906 460 0055	D 69.75	Axialgelenk Axial joint M16X1,5		L+R		
941 330 0003	=	941 330 0203 = D 80.01				
941 330 0007	D 80.A	Achsstrebe, fest, Molekular Torque rod, fixed, molecular 2x DR 811	55/55 55		845 RØ62 <17 <100>	

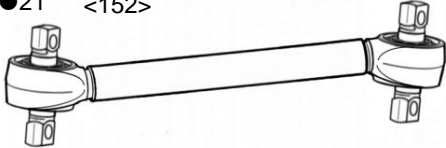
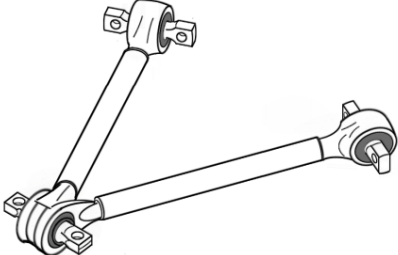
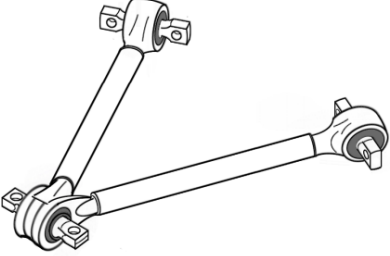
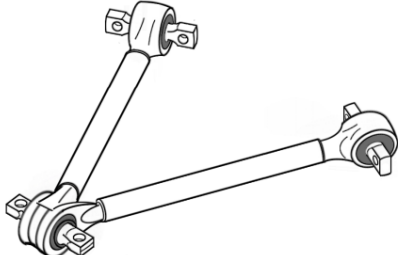

VERGLEICHS-NR. CROSS-REF.-NO.	HEYD-NR.	BENENNUNG DESCRIPTION	GRÖßE BALL Ø	KONUS TAPER	LÄNGE LENGTH	BILD FIGURE
941 330 0011	D 80.B	Achsstrebe, fest, Molekular Torque rod, fixed, molecular 1x DR 811	55/55 55	●17 ●25	754 RØ40 <100>	
941 330 0003	=	941 330 0203 = D 80.01				
941 330 0103	=	941 330 0203 = D 80.01				
941 330 0203	D 80.01	Spurstange, 2x verstellbar Tie rod, 2x adjustable 1x D 65.21 M30x1,5 RH 1x D 65.22 M30x1,5 LH	40	K32	1735 RØ50	
941 330 0303	=	941 330 0203 = D 80.01				
942 330 0003	=	942 330 0703 = D 80.11				
942 330 0103	=	942 330 0703 = D 80.11				
942 330 0203	=	942 330 0703 = D 80.11				
942 330 0303	=	942 330 0403 = D 80.12				
942 330 0403	D 80.12	Spurstange, 2x verstellbar Tie rod, 2x adjustable 1x D 65.21 M30x1,5 RH 1x D 65.22 M30x1,5 LH	40	K32	1664 RØ50	
942 330 0503	=	942 330 0903 = D 65.55				
942 330 0507	D 80.N	Achsstrebe, fest, Molekular Torque rod, fixed, molecular 2x DR 811	55/55 55	●17	951 RØ52 <100>	
942 330 0603	=	942 330 0903 = D 65.55				
942 330 0703	D 80.11	Spurstange, 1x verstellbar Tie rod, 1x adjustable 1x D 65.21 M30x1,5 RH	40	K32	1735 RØ52	

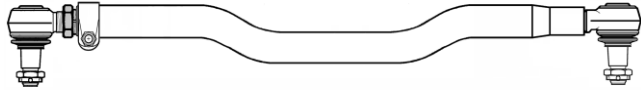




VERGLEICH-NR. CROSS-REF.-NO.	HEYD-NR.	BENENNUNG DESCRIPTION	GRÖßE BALL Ø	KONUS TAPER	LÄNGE LENGTH	BILD FIGURE
942 330 0707	D 80.O	Achsstreu, fest, Molekular Torque rod, fixed, molecular 2x DR 811	55/55 55	●17	925 RØ62 <100>	
942 330 0803	=	949 330 0903 = D 80.43				
942 330 0903	D 65.55	Spurstange, 2x verstellbar Tie rod, 2x adjustable 1x D 65.21 M30x1,5 RH 1x D 65.22 M30x1,5 LH	40	K32	1565 RØ50	
942 330 1103	=	942 330 0703 = D 80.11				
942 330 1603	=	942 330 0403 = D 80.12				
942 330 1703	D 58.57	Lenkstange, 2x verstellbar Drag link, 2x adjustable 1x D 61.25 M30x1,5 RH 1x D 61.24 M30x1,5 LH	40	K30	1281 RØ38	
942 350 0105	=	942 350 1105 = D 92.C				
942 350 0505	=	942 350 1205 = D 80.D				
942 350 0805	=	942 350 1205 = D 80.D				
942 350 1005	=	947 350 0105 = D 92.A				
942 350 1105	D 92.C	Dreieckslenker, fest Triangular torque rod, fixed 1x DR 826 2x DR 808	62/55 62 55	●25 ●23	622 RØ46 <152> <130>	
942 350 1205	D 80.D	Dreieckslenker, fest Triangular torque rod, fixed 1x DR 870 2x DR 824	70/70 70 70	●25 ●23	622 RØ46 <152> <130>	


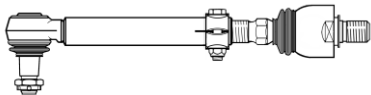




VERGLEICHS-NR. CROSS-REF.-NO.	HEYD-NR.	BENENNUNG DESCRIPTION	GRÖßE BALL Ø	KONUS TAPER	LÄNGE LENGTH	BILD FIGURE
944 330 0203	=	625 330 1203 = D 65.06				
944 330 0503	=	944 330 1303 = D 80.21				
944 330 1303	D 80.21	Spurstange, 1x verstellbar Tie rod, 1x adjustable 1x D 59.28 M38x1,5 RH	40	K30	1588 RØ60	
944 330 1703	D 65.56	Spurstange, 1x verstellbar Tie rod, 1x adjustable 1x D 61.25 M30x1,5 RH	40	K30	1588 RØ58	
944 350 0005	=	947 350 0105 = D 92.A				
944 350 0305	=	948 350 3005 = D 92.B				
944 350 0505	=	948 350 3005 = D 92.B				
945 330 0003	=	945 330 0603 = D 80.31				
945 330 0007	D 80.E	Achsstrebe, fest, Molekular Torque rod, fixed, molecular 2x DR 811	55/55 55	●17	850 RØ62 <100>	
945 330 0011	D 80.F	Schubstrebe, fest Torque rod, fixed 2x DR 811	55/55 55	●17	755 RØ58 <100>	
945 330 0103	=	945 330 0603 = D 80.31				
945 330 0203	=	945 330 0503 = D 80.32				
945 330 0303	=	945 330 0503 = D 80.32				
945 330 0403	=	945 330 0603 = D 80.31				


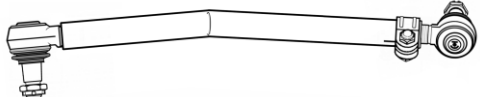

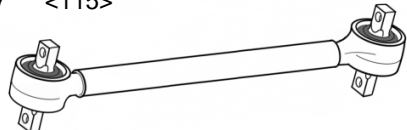


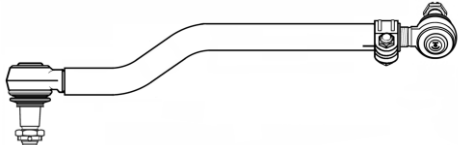
VERGLEICHS-NR. CROSS-REF.-NO.	HEYD-NR.	BENENNUNG DESCRIPTION	GRÖÖE BALL Ø	KONUS TAPER	LÄNGE LENGTH	BILD FIGURE
945 330 0503	D 80.32	Spurstange, 2x verstellbar Tie rod, 2x adjustable 1x D 65.21 M30x1,5 RH 1x D 65.22 M30x1,5 LH	40	K32	1465 RØ40	
945 330 0603	D 80.31	Spurstange, 1x verstellbar Tie rod, 1x adjustable 1x D 65.28 M30x1,5 RH	40	K32	1735 RØ62	
945 350 0105	=	948 350 2505 = D 80.M				
947 350 0005	=	948 350 2405 = D 80.L				
947 350 0105	D 92.A	Dreieckslenker, fest Triangular torque rod, fixed 1x DR 870 2x DR 823	70/62		622 RØ48	
947 350 0505	D 92.D	Dreieckslenker, fest Triangular torque rod, fixed 1x DR 870 2x DR 823	70/62		565	
947 350 0605		948 350 2405 = D 80.L				
947 350 0905	=	948 350 3005 = D 92.B				
947 350 1005	=	947 350 0105 = D 92.A				
947 350 1305	=	948 350 1305 = D 80.J				
948 350 0006		948 350 2405 = D 80.L				
948 350 0106		948 350 2405 = D 80.L				





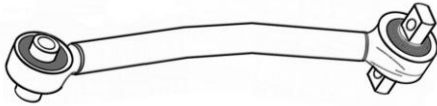
VERGLEICHS-NR. CROSS-REF.-NO.	HEYD-NR.	BENENNUNG DESCRIPTION	GRÖßE BALL Ø	KONUS TAPER	LÄNGE LENGTH	BILD FIGURE
948 350 0405	=	948 350 3005 = D 92.B				
948 350 0605	=	948 350 1305 = D 80.J				
948 350 0905	=	948 350 2305 = D 92.H				
948 350 1205	=	948 350 2405 = D 80.L				
948 350 1305	D 80.J 	Achsstrebe, fest, Molekular Torque rod, fixed, molecular 2x DR 832	70/70 70	●21	565 RØ50 <152>	
948 350 1305	=	948 350 2405 = D 80.J				
948 350 1705	D 92.D	Ersetzt durch: D 80.K Substituted by: D 80.K				
948 350 2005	=	948 350 2405 = D 80.L				
948 350 2205	D 80.K	Dreieckslenker, fest Triangular torque rod, fixed 1x DR 860 2x DR 835	90/70 90 70	●25 ●23	621,5 RØ60 <152> <130>	
948 350 2305	D 92.H	Dreieckslenker, fest Triangular torque rod, fixed 1x DR 860 2x DR 835	90/70 90 70	●25 ●25	667 RØ60 <152> <130>	
948 350 2405	D 80.L	Achsstrebe, fest, Molekular Torque rod, fixed, molecular 2x DR 832	70/70 70	●21	565 RØ52 <152>	

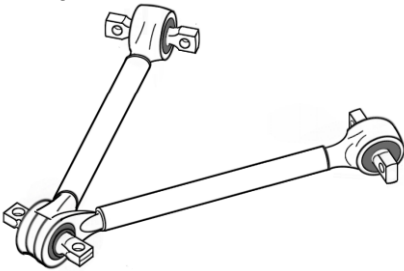




VERGLEICHS-NR. CROSS-REF.-NO.	HEYD-NR.	BENENNUNG DESCRIPTION	GRÖÖE BALL Ø	KONUS TAPER	LÄNGE LENGTH	BILD FIGURE
948 350 2505	D 80.M	Achsstrebe, fest, Molekular Torque rod, fixed, molecular 2x DR 832	70/70 70	●21	610 RØ52 <152>	
948 350 2705	D 92.L	Dreieckslenker, fest Triangular torque rod, fixed 1x DR 860 2x DR 835	90/70 90 70	●25 ●25	621,5 RØ60 <152> <130>	
948 350 2805	D 92.M	Dreieckslenker, fest Triangular torque rod, fixed 1x DR 860 2x DR 835	90/70 90 70	●25 ●25	667 RØ60 <152> <130>	
948 350 2905	D 92.N	Dreieckslenker, fest Triangular torque rod, fixed 1x DR 837 2x DR 823	80/62 80 62	●25 ●25	622 RØ46 <152> <130>	
948 350 3005	D 92.B	Dreieckslenker, fest Triangular torque rod, fixed 1x DR 837 2x DR 823	80/62 80 62	●25 ●25	622 RØ46 <152> <130>	






VERGLEICHS-NR. CROSS-REF.-NO.	HEYD-NR.	BENENNUNG DESCRIPTION	GRÖßE BALL Ø	KONUS TAPER	LÄNGE LENGTH	BILD FIGURE
949 330 0203	=	949 330 0903 = D 80.43				
949 330 0303	=	949 330 0903 = D 80.43				
949 330 0403	D 80.42	Spurstange, 1x verstellbar Tie rod, 1x adjustable 1x D 65.21 M30x1,5 RH	40	K32	1700 RØ52	
949 330 0503	=	949 330 0403 = D 80.42				
949 330 0603	=	949 330 1603 = D 80.41				
949 330 0803	=	949 330 0403 = D 80.42				
949 330 0903	D 80.43	Spurstange, 2x verstellbar Tie rod, 2x adjustable 1x D 65.21 M30x1,5 RH 1x D 65.22 M30x1,5 LH	40	K32	1625 RØ52	
949 330 1003	=	949 330 1703 = D 80.44				
949 330 1103	=	949 330 1703 = D 80.44				
949 330 1203	=	949 330 1803 = D 80.45				
949 330 1303	=	949 330 1803 = D 80.45				
949 330 1403	=	949 330 0403 = D 80.42				
949 330 1503	=	949 330 1603 = D 80.41				
949 330 1603	D 80.41	Spurstange, 1x verstellbar Tie rod, 1x adjustable 1x D 65.21 M30x1,5 RH	40	K32	1687 RØ52	
949 330 1703	D 80.44	Spurstange, 2x verstellbar Tie rod, 2x adjustable 1x D 65.21 M30x1,5 RH 1x D 65.22 M30x1,5 LH	40	K32	1596 RØ50	
949 330 1803	D 80.45	Spurstange, 2x verstellbar Tie rod, 2x adjustable 1x D 65.21 M30x1,5 RH 1x D 65.22 M30x1,5 LH	40	K32	1532 RØ50	



VERGLEICHS-NR. CROSS-REF.-NO.	HEYD-NR.	BENENNUNG DESCRIPTION	GRÖÖE BALL Ø	KONUS TAPER	LÄNGE LENGTH	BILD FIGURE
957 460 0005	D 80.47	Lenkstange, fest Drag link, fixed	40	K32	385 RØ36	
957 460 0205	D 80.48	Axialstange, 1x verstellbar Axial tie rod, 1x adjustable	50	K32	514 RØ38	
957 460 0405	D 80.49	Lenkstange, fest Drag link, fixed	40	K32	387 RØ36	
957 460 0505	D 80.50	Lenkstange, 1x verstellbar Drag link, 1x adjustable 1x D 65.21 M30x1,5 RH	40	K32	880 RØ52	
970 330 0003	=	970 330 0203 = D 80.51				
970 330 0103	=	970 330 0203 = D 80.51				
970 330 0203	D 80.51	Spurstange, 1x verstellbar Tie rod, 2x adjustable 1x D 66.32 M30x1,5 RH	35	K26	1640 RØ40	
970 330 0303	=	970 330 0203 = D 80.51				
970 330 0403	=	970 330 0203 = D 80.51				
970 460 0705	=	970 460 0905 = D 80.52				
970 460 0805	=	970 460 1005 = D 80.56				
970 460 0905	D 80.52	Lenkstange, 1x verstellbar Drag link, 1x adjustable 1x D 66.32 M30x1,5 RH	35	K26	846 RØ42	

VERGLEICHS-NR. CROSS-REF.-NO.	HEYD-NR.	BENENNUNG DESCRIPTION	GRÖßE BALL Ø	KONUS TAPER	LÄNGE LENGTH	BILD FIGURE
970 460 1005	D 80.56	Lenkstange, 1x verstellbar RHD Drag link, 1x adjustable 1x D 66.32 M30x1,5 RH	35	K26	846 RØ42	
970 460 1105	D 80.54	Lenkstange, 1x verstellbar Drag link, 1x adjustable 1x D 66.32 M30x1,5 RH	35	K26	846 RØ42	
972 330 0003	D 80.62	Spurstange, 2x verstellbar Tie rod, 2x adjustable 1x D 61.22 M30x1,5 RH 1x D 61.21 M30x1,5 LH	35	K26	1612 RØ40	
972 330 0103	=	972 330 0003 = D 80.62				
972 350 0906	D 80.S	Achsstrebe, fest, Molekular Torque rod, fixed, molecular	55/55 55	●17	655 RØ40 <115>	
972 460 0605	D 80.63	Lenkstange, 1x verstellbar Drag link, 1x adjustable 1x D 61.25 M30x1,5 RH	40	K30/26	875 RØ50	
972 460 0705	D 80.64	Lenkstange, 1x verstellbar RHD Drag link, 1x adjustable 1x D 61.25 M30x1,5 RH	40	K30/26	875 RØ50	
972 460 0905	=	972 460 0705 = D 80.64				
972 460 1005	D 80.65	Lenkstange, 1x verstellbar Drag link, 1x adjustable 1x D 66.32 M30x1,5 RH	35	K26	873 RØ40	

VERGLEICHS-NR. CROSS-REF.-NO.	HEYD-NR.	BENENNUNG DESCRIPTION	GRÖßE BALL Ø	KONUS TAPER	LÄNGE LENGTH	BILD FIGURE
972 460 1105	=	972 460 1305 = D 80.66				
972 460 1205	=	972 460 1005 = D 80.65				
972 460 1405	=	972 460 1405 = D 80.67				
972 460 1505	=	972 460 1705 = D 80.68				
972 460 1605	D 80.67	Lenkstange, 1x verstellbar Drag link, 1x adjustable 1x D 66.32 M30x1,5 RH	35	K26	837 RØ40	
972 460 1705	D 80.68	Lenkstange, 1x verstellbar RHD Drag link, 1x adjustable 1x D 66.32 M30x1,5 RH	35	K26	837 RØ40	
972 460 1805	=	972 460 2005 = D 80.69				
972 460 1905	D 80.70	Lenkstange, 1x verstellbar RHD Drag link, 1x adjustable 1x D 61.25 M30x1,5 RH	40	K30	894 RØ50	
972 460 2005	D 80.69	Lenkstange, 1x verstellbar Drag link, 1x adjustable 1x D 61.25 M30x1,5 RH	40	K30 K26	894 RØ50	
972 460 2105	=	972 460 1905 = D 80.70				
974 330 0107	D 81.A	Achsstrebe, fest, Molekular Torque rod, fixed, molecular 1x DR 811	55/55 55		813 RØ48 <100>	
974 350 0005	=	974 350 0505 = D 92.P				
974 350 0405	=	974 350 0505 = D 92.P				

VERGLEICHS-NR. CROSS-REF.-NO.	HEYD-NR.	BENENNUNG DESCRIPTION	GRÖßE BALL Ø	KONUS TAPER	LÄNGE LENGTH	BILD FIGURE
974 350 0505	D 92.P	Dreieckslenker, fest Triangular torque rod, fixed 1x DR 826 2x DR 808	62/55 62 55	●23 ●25	761 RØ46 <130> <152>	
974 460 0005	D 80.80	Lenkstange, 1x verstellbar Drag link, 1x adjustable D 61.25 M30x1,5 RH	40	K30	875 RØ50	
974 460 0405	=	974 460 0805 = D 80.81				
974 460 0505	=	974 460 0905 = D 81.05				
974 460 0605	=	974 460 0005 = D 80.80				
974 460 0805	D 80.81	Lenkstange, 1x verstellbar Drag link, 1x adjustable D 61.25 M30x1,5 RH	40	K30	884 RØ50	
974 460 0905	D 81.05	Lenkstange, 1x verstellbar RHD Drag link, 1x adjustable D 61.25 M30x1,5 RH	40	K30	884 RØ50	
974 460 1005	=	974 460 1205 = D 81.06				
974 460 1105	D 81.07	Lenkstange, 1x verstellbar RHD Drag link, 1x adjustable 1x D 61.25 M30x1,5 RH	40	K30	894 RØ50	

VERGLEICHS-NR. CROSS-REF.-NO.	HEYD-NR.	BENENNUNG DESCRIPTION	GRÖÖE BALL Ø	KONUS TAPER	LÄNGE LENGTH	BILD FIGURE
974 460 1205	D 81.06	Lenkstange, 1x verstellbar Drag link, 1x adjustable D 61.25 M30x1,5 RH	40	K30	894 RØ50	
974 460 1305	=	374 460 1105 = D 81.07				
974 460 1505	D 81.10	Lenkstange, 1x verstellbar Drag link, 1x adjustable D 61.25 M30x1,5 RH	40	K30	888 RØ50	
974 460 1605	D 81.12	Lenkstange, 1x verstellbar, RHD Drag link, 1x adjustable D 61.25 M30x1,5 RH	40	K30	888 RØ50	
974 460 2205	D 81.15	Lenkstange, 1x verstellbar Drag link, 1x adjustable D 61.25 M30x1,5 RH	40	K30	883 RØ50	
975 330 0003	=	975 330 1003 = D 80.83				
975 330 0203	=	975 330 0803 = D 80.82				
975 330 0303	=	975 330 0803 = D 80.82				
975 330 0403	=	975 330 1003 = D 80.83				
975 330 0603	=	975 330 0903 = D 81.20				
975 330 0703	=	975 330 0903 = D 81.20				
975 330 0803	=	975 330 1003 = D 80.83				
975 330 0903	D 81.20	Spurstange, 2x verstellbar Tie rod, 2x adjustable 1x D 61.25 M30x1,5 RH 1x D 61.24 M30x1,5 LH	40	K30	1560 RØ40	

VERGLEICHS-NR. CROSS-REF.-NO.	HEYD-NR.	BENENNUNG DESCRIPTION	GRÖßE BALL Ø	KONUS TAPER	LÄNGE LENGTH	BILD FIGURE
975 330 1003	D 80.83	Spurstange, 1x verstellbar Tie rod, 1x adjustable 1x D 61.25 M30x1,5 RH	40	K30	1565 RØ60	
975 330 1703	D 80.82	Spurstange, 2x verstellbar Tie rod, 2x adjustable 1x D 61.25 M30x1,5 RH 1x D 59.31 M30x1,5 LH	40	K30	1605 RØ40	
976 460 0205	=	974 460 2205 = D 81.15				