

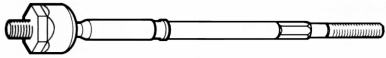
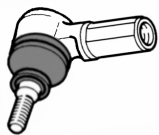
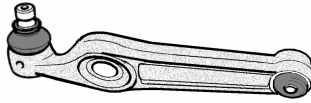
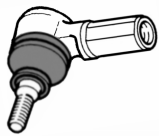
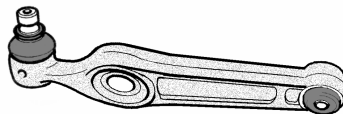


OPEL

AGILA (H00) KOMBI

1,0/1,012V/1,216V/1,216V Twinport  
1,3CDT

Ltr. 1,0/1,2,  
1,3D

Baujahr 09/2000 -  
Year




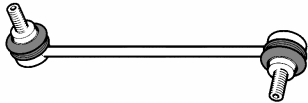

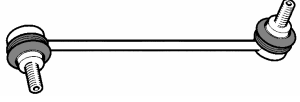
VERGLEICHS-NR. CROSS-REF.-NO.	HEYD-NR.	BENENNUNG / ABMESSUNG DESCRIPTION / DIMENSION	EINBAU POSITION	BILD FIGURE
<b>47 01 745</b>	<b>P 01.03</b>	Axialgelenk Axial joint M12x1,25 RH	L+R ⇔ ⇔	
<i>BIS/TILL FG-NR./CH-NO. 1G075421</i>				
<b>47 05 655</b> 47 01 744	<b>P 01.02</b>	Spurstangengel. Innengew. Tie rod end, internal thread M12x1,25 RH	L+R  ⇔⇔	
<b>47 05 172</b>	<b>P 01.81</b>	Querlenker mit Gummilager. Control arm with bushing Vorderachse/ front axle	L+R ↓	
<i>AB/FROM FG-NR./CH-NO. 1G075422</i>				
<b>47 05 716</b>	<b>P 01.01</b>	Spurstangengel. Innengew. Tie rod end, internal thread M12x1,25 RH	L+R  ⇔⇔	
<b>47 05 742</b>	<b>P 01.80</b>	Querlenker mit Gummilager. Control arm with bushing Vorderachse/ front axle	L+R ↓	
<b>4F0 505 465 N</b>	<b>A 06.47</b>	Koppelstange Hinterachse Stabilizer link rear axle	L+R  ⇔⇔  	

OPEL

ANTARA **GELÄNDEWAGEN**  
2,4/3,2V6  
2,0CDTI

Ltr. 2,4/3,2  
2,0D

Baujahr 05/2006 -  
Year

VERGLEICHS-NR. CROSS-REF.-NO.	HEYD-NR.	BENENNUNG / ABMESSUNG DESCRIPTION / DIMENSION	EINBAU POSITION	BILD FIGURE
48 03 429	P 01.06	Spurstangengel. Innengew. Tie rod end, internal thread	L+R  ↔	
48 06 300	P 01.99	Querlenker mit Gummilager. Control arm with bushing Vorderachse/ front axle	L ↓	
48 06 301	P 01.98	Querlenker mit Gummilager. Control arm with bushing Vorderachse/ front axle	R ↓	
	P 01.93	Führungsgelenk Suspension joint	L+R ↓	
48 06 304	P 01.40	Koppelstange, Vorderachse Stabiliizer link, front axle	L  ↗  	
48 06 305	P 01.41	Koppelstange, Vorderachse Stabiliizer link, front axle	R  ↘  	

## OPEL



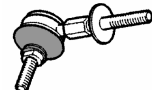




ASTRA F (56_57_) 1,4i/16V/1,4Si/1,6i/16V/1,8i/16V/2,0i/16V 1,7D/1,7TD/1,7TDS	Ltr. 1,4/1,6/1,8/2,0 1,7D	Baujahr Year 09/1991 - 09/1998
ASTRA F CABRIOLET (53_B) 1,4Si/1,4i/16V/1,6i/1,8i/16V/2,0i	1,4/1,6/1,8/2,0	03/1993 - 03/2001
ASTRA F CARAVAN (51_52_) 1,4i/16V/1,4Si/1,6i/16V/1,8i/16V/2,0i/16V 1,7D/1,7TD/1,7TDS	1,4/1,6/1,8/2,0 1,7D	09/1991 - 01/1998
ASTRA F CC (53_54_58_59_) 1,4i/16V/1,4Si/1,6i/16V/1,8i/16V/2,0i/16V 1,7D/1,7TD/1,7TDS	1,4/1,6/1,8/2,0 1,7D	09/1991 - 01/1998
ASTRA F VAN (55_) 1,4i/1,6i/ 1,7D/1,7TD	1,4/1,6 1,7D	10/1991 - 01/1999

VERGLEICHS-NR. CROSS-REF.-NO.	HEYD-NR.	BENENNUNG / ABMESSUNG DESCRIPTION / DIMENSION	EINBAU POSITION	BILD FIGURE
<b>324 055</b> 90 369 704	<b>P 15.76</b>	Spurstangengel. Innengew. Tie rod end, internal thread M16x2,0 RH	L  ⇐	
<b>322 147</b> 322 079 90 373 521	<b>P 15.57</b>	Gelenkstange Ball joint rod M16x2,0 LH	L ⇐ ⇐	
<b>324 056</b> 90 369 705	<b>P 15.77</b>	Spurstangengel. Innengew. Tie rod end, internal thread M16x2,0 LH	R ⇐	
<b>322 146</b> 322 080 90 373 522	<b>P 15.56</b>	Gelenkstange Ball joint rod M16x2,0 RH	R ⇐ ⇐	
<b>322 577</b> 90 373 523	<b>P 15.81</b>	Einstellbolzen Adjustment bolt M16x2,0 L+R	L+R ⇐ ⇐	
<i>BIS/TILL FG-NR./CH-NO.R2 595225/R5 111734/R6 036587/R8 145949</i>				
<b>352 193</b> 90 495 159	<b>P 15.99</b>	Querlenker mit Gummilager. Control arm with bushing Vorderachse/ front axle	L ↓	
<b>352 192</b> 90 495 160	<b>P 15.98</b>	Querlenker mit Gummilager. Control arm with bushing Vorderachse/ front axle	R ↓	
<i>AB/FROM FG-NR./CH-NO.R2 595226/R5 111735/R6 036588/R8 145950</i>				
<b>53 52 001</b> 90 495 103	<b>P 15.87</b>	Querlenker mit Gummilager. Control arm with bushing Vorderachse/ front axle	L ↓	
<b>53 52 000</b> 90 495 104	<b>P 15.86</b>	Querlenker mit Gummilager. Control arm with bushing Vorderachse/ front axle	R ↓	

FORTSETZUNG / CONTINUATION

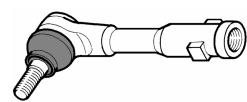
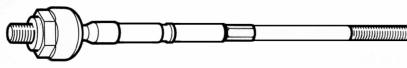
OPEL

ASTRA F (56_57_)	Ltr. 1,4/1,6/1,8/2,0 1,7D	Baujahr Year	09/1991 - 09/1998
1,4i/16V/1,4Si/1,6i/16V/1,8i/16V/2,0i/16V 1,7D/1,7TD/1,7TDS			
ASTRA F CABRIOLET (53_B)	1,4/1,6/1,8/2,0		03/1993 - 03/2001
1,4Si/1,4i16V/1,6i/1,8i16V/2,0i			
ASTRA F CARAVAN (51_52_)	1,4/1,6/1,8/2,0 1,7D		09/1991 - 01/1998
1,4i/16V/1,4Si/1,6i/16V/1,8i/16V/2,0i/16V 1,7D/1,7TD/1,7TDS			
ASTRA F CC (53_54_58_59_)	1,4/1,6/1,8/2,0 1,7D		09/1991 - 01/1998
1,4i/16V/1,4Si/1,6i/16V/1,8i/16V/2,0i/16V 1,7D/1,7TD/1,7TDS			
ASTRA F VAN (55_)	1,4/1,6 1,7D		10/1991 - 01/1999
1,4i/1,6i/ 1,7D/1,7TD			

VERGLEICHS-NR. CROSS-REF.-NO.	HEYD-NR.	BENENNUNG / ABMESSUNG DESCRIPTION / DIMENSION	EINBAU POSITION	BILD FIGURE
<b>1 603 167</b> 1 603 163 90 297 863	<b>P 15.91</b>	Traggelenk Suspension joint	L+R ↓	
<b>350 263</b> 90 495 045	<b>P 15.43</b>	Pendelstütze Self-alignment link	L+R  ↗↘  	
<b>350 260</b> 90 278 579	<b>P 15.41</b>	Pendelstütze Self-alignment link Ø22 mm	↗↘  	
<b>350 261</b> 90 278 577	<b>P 15.42</b>	Pendelstütze Self-alignment link Ø18 mm	↗↘  	

OPEL

ASTRA G (F69)	Ltr. 1,2/1,4/1,6 1,8/2,0(2,2 1,7D/2,0D	Baujahr Year	09/1998 - 01/2005
1,216V/1,4/16V/1,6/16V/1,816V/2,016V/2,216V 1,7TD/1,7DTI/1,7CDTI/2,0DI/2,0DTI16V			
ASTRA G CC (F48_F08_)	1,2/1,4/1,6 1,8/2,0(2,2 1,7D/2,0D/2,2D		02/1998 - 01/2005
1,216V/1,4/16V/1,6/16V/1,816V/2,016V/2,0OPC/2,216V 1,7TD/1,7DTI/1,7CDTI/2,0DI/2,0DTI16V/2,2DTI			
ASTRA G CARAVAN (F35)	1,2/1,4/1,6 1,8/2,0(2,2 1,7D/2,0D/2,2D		02/1998 - 07/2004
1,216V/1,4/16V/1,6/16V/1,816V/2,016V/2,0OPC/2,216V 1,7TD/1,7DTI/1,7CDTI/2,0DI/2,0DTI16V/2,2DTI			
ASTRA G COUPE (F07)	1,6/1,8/2,0/2,2 2,2D		03/2000 - 05/2005
1,6/16V/1,816V/2,0OPC/2,016VTurbo/2,216V/ 2,2DTI			
ASTRA G CABRIOLET	1,6/1,8/2,0/2,2 2,2D		03/2001 - 10/2005
1,6/16V/1,816V/2,0OPC/2,016VTurbo/2,216V/ 2,2DTI			
ASTRA G KASTEN (F70)	1,6 1,7D/2,0D		01/1999 - 04/2005
1,6/ 1,7TD/2,0DI			

VERGLEICHS-NR. CROSS-REF.-NO.	HEYD-NR.	BENENNUNG / ABMESSUNG DESCRIPTION / DIMENSION	EINBAU POSITION	BILD FIGURE
<i>SYSTEM SAGINAW</i>				
<b>1 603 214</b> 91 18 127	<b>P 16.72</b>	Spurstangengel. Innengew. Tie rod end, internal thread M14x1,5	L+R  ↔↔	
<b>1 603 213</b> 26 059 293	<b>P 16.50</b>	Axialspurstange Axial tie rod M14x1,5	L+R  ↔↔	

FORTSETZUNG / CONTINUATION

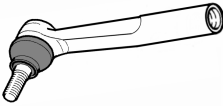
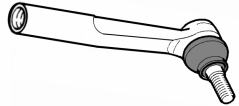
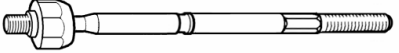
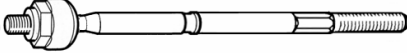

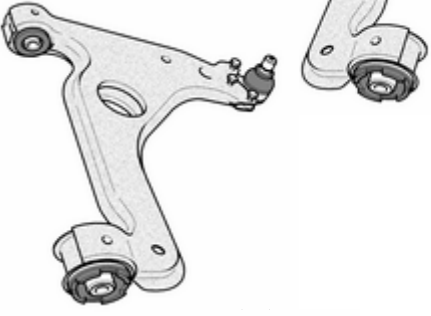


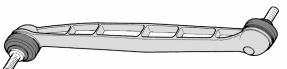

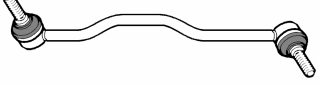
## OPEL

<b>ASTRA G (F69)</b> 1,216V/1,4/16V/1,6/16V/1,816V/2,016V 1,7TD/1,7DTI/1,7CDTI/2,0DI/2,0DTI16V/2,2DTI	Ltr. 1,2/1,4/1,6 1,8/2,0 1,7D/2,0D/2,2D	Baujahr Year 09/1998 - 01/2005
<b>ASTRA G CC (F48, F08)</b> 1,216V/1,4/16V/1,6/16V/1,816V/2,016V/2,0OPC/2,216V 1,7TD/1,7DTI/1,7CDTI/2,0DI/2,0DTI16V/2,2DTI	1,2/1,4/1,6 1,8/2,0/2,2 1,7D/2,0D/2,2D	02/1998 - 01/2005
<b>ASTRA G CARAVAN (F35)</b> 1,216V/1,4/16V/1,6/16V/1,816V/2,016V/2,0OPC/2,216V 1,7TD/1,7DTI/1,7CDTI/2,0DI/2,0DTI16V/2,2DTI	1,2/1,4/1,6 1,8/2,0/2,2 1,7D/2,0D/2,2D	02/1998 - 07/2004
<b>ASTRA G COUPE (F07)</b> 1,6/16V/1,816V/2,0OPC/2,016VTurbo/2,216V/ 2,2DTI	1,6/1,8/2,0/2,2 2,2D	03/2000 - 05/2005
<b>ASTRA G CABRIOLET</b> 1,6/16V/1,816V/2,0OPC/2,016VTurbo/2,216V/ 2,2DTI	1,6/1,8/2,0/2,2 2,2D	03/2001 - 10/2005
<b>ASTRA G KASTEN (F70)</b> 1,6/ 1,7TD/2,0DI	1,6 1,7D/2,0D	01/1999 - 04/2005

VERGLEICHS-NR. CROSS-REF.-NO.	HEYD-NR.	BENENNUNG / ABMESSUNG DESCRIPTION / DIMENSION	EINBAU POSITION	BILD FIGURE
<i>SYSTEM TRW</i>				
<b>1 603 215</b> 93 186 537	<b>P 16.71</b>	Spurstangengel. Innengew. Tie rod end, internal thread M14x1,5	L+R  ⇔	
<b>1 603 216</b> 93 189 450	<b>P 16.51</b>	Axialspurstange Axial tie rod M14x1,5	L+R  ⇔	
<b>53 52 016</b> 90 498 735	<b>P 16.97</b>	Querlenker mit Gummilager. Control arm with bushing Vorderachse/ front axle	L ↓	
<b>53 52 017</b> 90 498 736	<b>P 16.96</b>	Querlenker mit Gummilager. Control arm with bushing Vorderachse/ front axle	R ↓	
<b>352 830</b> 352 829 90 542 995	<b>P 07.95</b>	Traggelenk Suspension joint Ø18 mm	L+R ↓	
<b>350 614</b> 350 611 90 498 745	<b>P 15.44</b>	Koppelstange Stabilizer link	L+R  ↗↘  	

OPEL

ASTRA H	Ltr. 1,2/1,4/1,6/1,6Turbo/1,8/2,0Turbo 1,3CDTI/1,7CDTI/1,9CDTI/1,9CDTI16V	Baujahr Year	03/2004 -
ASTRA H <b>GTC</b>	1,2/1,4/1,6/1,6Turbo/1,8/2,0Turbo 1,3CDTI/1,7CDTI/1,9CDTI/1,9CDTI16V		03/2005 -
ASTRA H <b>CARAVAN</b>	1,4/1,6/1,6Turbo/1,8/2,0Turbo 1,3CDTI/1,7CDTI/1,9CDTI/1,9CDTI16V		08/2004 -
ASTRA H <b>TWIN-TOP CABRIOLET</b>	1,6/1,8/2,0 1,9D		09/2005 -

VERGLEICHS-NR. CROSS-REF.-NO.	HEYD-NR.	BENENNUNG / ABMESSUNG DESCRIPTION / DIMENSION	EINBAU POSITION	BILD FIGURE
<b>1 603 289</b> 1 603 258 93 186 333	<b>P 16.61</b>	Spurstangengel. Innengew. Tie rod end, internal thread M14x1,5	L   ←	
<b>1 603 288</b> 1 603 257 93 186 332	<b>P 16.60</b>	Spurstangengel. Innengew. Tie rod end, internal thread M14x1,5	R   →	
<b>1 603 264</b>	<b>P 16.63</b>	<b>ZF-LENKUNG</b> Axialspurstange Axial tie rod M14x1,5	L+R   ↔	
<b>1 603 256</b>	<b>P 16.64</b>	<b>TRW-LENKUNG</b> Axialspurstange Axial tie rod M14x1,5	L+R   ↔	
<b>53 52 029</b>	<b>P 16.93</b>	Querlenker mit Gummilager. Control arm with bushing Vorderachse/ front axle	L ↓	
<b>53 52 030</b>	<b>P 16.94</b>	Querlenker mit Gummilager. Control arm with bushing Vorderachse/ front axle	R ↓	
<b>352 830</b> 352 829	<b>P 07.95</b>	Traggelenk Suspension joint	L+R ↓	
<b>350 614</b> 350 611 90 498 745	<b>P 15.44</b>	Koppelstange, VA Stabilizer link	L+R   ↗ ↘   	
<b>350 613</b>	<b>P 16.44</b>	Koppelstange, VA Stabilizer link	L+R   ↗ ↘   	

VERGLEICHS-NR. CROSS-REF.-NO.	HEYD-NR.	BENENNUNG / ABMESSUNG DESCRIPTION / DIMENSION	EINBAU POSITION	BILD FIGURE
<b>324 055</b> 90 369 704	<b>P 15.76</b>	Spurstangengel. Innengew. Tie rod end, internal thread M16x2,0 RH	L  ⇐	
<b>322 147</b> 322 079 90 373 521	<b>P 15.57</b>	Gelenkstange Ball joint rod M16x2,0 LH	L ⇐ ⇐	
<b>324 056</b> 90 369 705	<b>P 15.77</b>	Spurstangengel. Innengew. Tie rod end, internal thread M16x2,0 LH	R ⇐	
<b>322 146</b> 322 080 90 373 522	<b>P 15.56</b>	Gelenkstange Ball joint rod M16x2,0 RH	R ⇐ ⇐	
<b>322 577</b> 90 373 523	<b>P 15.81</b>	Einstellbolzen Adjustment bolt M16x2,0 L+R	L+R ⇐ ⇐	
<b>352 193</b> 90 495 159	<b>P 15.99</b>	Querlenker mit Gummilager. Control arm with bushing Vorderachse/ front axle	L ↓	
<b>352 192</b> 90 495 160	<b>P 15.98</b>	Querlenker mit Gummilager. Control arm with bushing Vorderachse/ front axle	R ↓	
<i>AB/FROM FG-NR./CH-NO.R9 003127</i>				
<b>53 52 001</b> 90 495 103	<b>P 15.87</b>	Querlenker mit Gummilager. Control arm with bushing Vorderachse/ front axle	L ↓	
<b>53 52 000</b> 90 495 104	<b>P 15.86</b>	Querlenker mit Gummilager. Control arm with bushing Vorderachse/ front axle	R ↓	
<b>1 603 167</b> 1 603 163 90 297 863	<b>P 15.91</b>	Traggelenk Suspension joint	L+R ↓	
<i>BIS/TILL FG-NR./CH-NO.R9 003126</i>				
<b>350 260</b> 90 278 579	<b>P 15.41</b>	Pendelstütze Self-alignment link Ø22 mm	L+R  ↗↘ 	
<b>350 261</b> 90 278 577	<b>P 15.42</b>	Pendelstütze Self-alignment link Ø18 mm	L+R  ↗↘ 	
<b>350 263</b> 90 495 045	<b>P 15.43</b>	Pendelstütze Self-alignment link	L+R  ↗↘ 	

OPEL

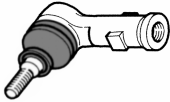
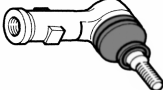

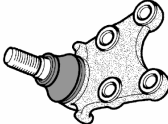

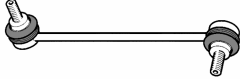

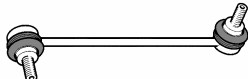
**CAMPO PICK-UP (TF\_)**

2,3/2,3 4x4

2,2D/4x4/2,5D/4x4/2,5D/4x4/2,5DTI/4x4/3,1TD

Ltr. 2,3  
2,2/2,5D/3,1D

Baujahr 08/1987 -  
Year

VERGLEICHS-NR. CROSS-REF.-NO.	HEYD-NR.	BENENNUNG / ABMESSUNG DESCRIPTION / DIMENSION	EINBAU POSITION	BILD FIGURE
<b>920 373</b> 324 057 97 020 957	<b>P 16.75</b>	Spurstangengel. Innengew. Tie rod end, internal thread M14x1,5 RH	L+R ⇔ ⇐	
<b>920 374</b> 324 058 97 020 954	<b>P 16.76</b>	Spurstangengel. Innengew. Tie rod end, internal thread M14x1,5 LH L	L+R  ⇐⇔	
<b>310 821</b> 94 459 453	<b>P 16.90</b>	Traggelenk Suspension joint	L+R ↑	
<b>352 828</b> 94 459 465	<b>P 16.95</b>	Führungsgelenk Suspension joint	L+R ↓	
<b>53 52 019</b> 350 607 97 018 228	<b>P 16.41</b>	Koppelstange, Vorderachse Stabilizer link, front axle	L  ↖  	
<b>53 52 020</b> 350 608 97 018 227	<b>P 16.42</b>	Koppelstange, Vorderachse Stabilizer link, front axle	R  ↗  	

OPEL

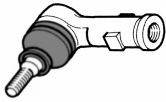
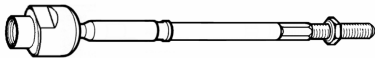
**COMBO TOUR GROSSRAUMLIMOUSINE**

1,4/1,6/1,616V/1,6CNG

1,3CDTI16V/1,7DI16V/1,7DTI16V/1,7CDTI16V

Ltr. 1,4/1,6  
1,3D/1,7D

Baujahr 10/2001 -  
Year

VERGLEICHS-NR. CROSS-REF.-NO.	HEYD-NR.	BENENNUNG / ABMESSUNG DESCRIPTION / DIMENSION	EINBAU POSITION	BILD FIGURE
<i>MANUELLE LENKUNG / MANUAL STEERING</i>				
<b>1 603 009</b> 324 050 26 087 868	<b>P 01.72</b>	Spurstangengel. Innengew. Tie rod end, internal thread M12x1,5 RH	L+R  ⇐⇔	
<b>322 155</b> 26 030 411	<b>P 01.74</b>	Axialgelenk Axial joint M12x1,5 RH	L+R ⇔ ⇐	

OPEL

COMBO TOUR GROSSRAUMLIMOUSINE

1,4/1,6/1,616V/1,6CNG

1,3CDT16V/1,7DI16V/1,7DTI16V/1,7CDT16V

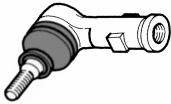
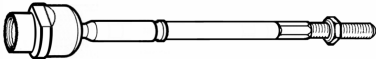
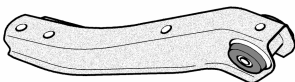
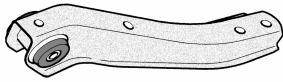

Ltr. 1,4/1,6  
1,3D/1,7D

Baujahr 10/2001 -  
Year

VERGLEICH-NR. CROSS-REF.-NO.	HEYD-NR.	BENENNUNG / ABMESSUNG DESCRIPTION / DIMENSION	EINBAU POSITION	BILD FIGURE
<i>SERVOLENKUNG / POWER STEERING</i>				
<b>324 066</b> 26 065 265	<b>P 01.78</b>	Spurstangengel. Innengew. Tie rod end, internal thread M12x1,5 RH	L+R  ⇔⇔	
<b>322 158</b> 26 032 284	<b>P 01.75</b>	Axialgelenk Axial joint M12x1,5 RH	L+R ⇔ ⇔	
<b>352 041</b> 24 428 977	<b>P 01.87</b>	Querlenker mit Gummilager Control arm with bushing Vorderachse/ front axle	L ↓	
<b>352 042</b> 24 428 978	<b>P 01.86</b>	Querlenker mit Gummilager Control arm with bushing Vorderachse/ front axle	R ↓	
<b>352 803</b> 9 196 394	<b>P 01.97</b>	Traggelenk Suspension joint Ø15 mm	L+R ↓	
<b>350 610</b> 90 496 116	<b>P 06.43</b>	Koppelstange, Vorderachse Stabilizer link, front axle	L+R  ↖ ↗  	

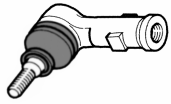
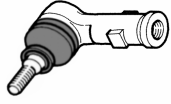
OPEL

CORSA A <b>CC (93_94_98_99_)</b> 1,0/1,2/N/S/1,3/D/1,3i/1,4S/Si/1,4i/1,6GSI/KAT 1,5D/1,5TD	Ltr. 1,0/1,2/1,3/1,4/1,6 1,5D	Baujahr Year	09/1982 - 03/1993
CORSA A <b>TR (91_92_96_97_)</b> 1,0/1,2N/1,2S/1,3/1,3S 1,5D	1,0/1,2/1,3 1,5D		09/1982 - 03/1993
CORSA A <b>KASTEN</b> 1,0/1,2/1,3/ 1,7D	1,0/1,2/1,3 1,7D		02/1986 - 09/1994

VERGLEICHS-NR. CROSS-REF.-NO.	HEYD-NR.	BENENNUNG / ABMESSUNG DESCRIPTION / DIMENSION	EINBAU POSITION	BILD FIGURE
<b>1 603 009</b> 324 050 26 087 868	<b>P 01.72</b>	Spurstangengel. Innengew. Tie rod end, internal thread M12x1,5 RH	L+R  ⇔⇔	
<b>322 149</b> 322 078	<b>P 01.51</b>	Axialgelenk Axial joint M12x1,5 RH	L+R ⇔ ⇔	
<b>352 043</b>	<b>P 01.95</b>	Querlenker mit Gummilager Control arm with bushing Vorderachse/ front axle	L ↓	
<b>352 044</b>	<b>P 01.96</b>	Querlenker mit Gummilager Control arm with bushing Vorderachse/ front axle	R ↓	
<b>1 603 187</b> 1 603 161 90 442 294	<b>P 01.91</b>	Traggelenk Suspension joint Ø15 mm	L+R ↓	

OPEL

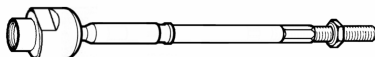
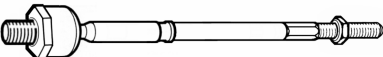

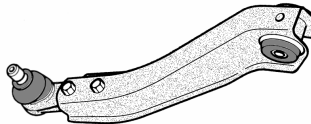
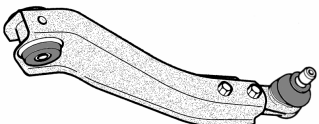

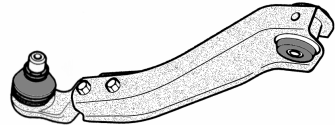
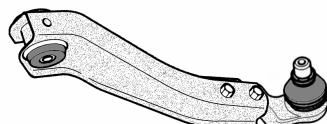
CORSA B <b>(73_78_79_F35)</b> 1,0i16V/1,2i16V/1,4i/Si/1,4i16V/1,6i16V/1,6GSI16V 1,5D/1,5TD/1,7D	Ltr. 1,0/1,2/1,4/1,6 1,5D/1,7D	Baujahr Year	03/1993 - 09/2000
CORSA B <b>KASTEN (F73_)</b> 1,4i/ 1,7D	1,4/ 1,7D		08/1999 - 09/2000

VERGLEICHS-NR. CROSS-REF.-NO.	HEYD-NR.	BENENNUNG / ABMESSUNG DESCRIPTION / DIMENSION	EINBAU POSITION	BILD FIGURE
<b>1 603 009</b> 324 050 26 087 868	<b>P 01.72</b>	Spurstangengel. Innengew. Tie rod end, internal thread M12x1,5 RH	L+R  ⇔⇔	
<i>AB/FROM Bj. 01/1997</i>				
<b>324 066</b> 26 065 265	<b>P 01.78</b>	Spurstangengel. Innengew. Tie rod end, internal thread M12x1,5 RH	L+R  ⇔⇔	

FORTSETZUNG / CONTINUATION

## OPEL

CORSA B (73,78,79,F35) 1,0i/12V/1,2i/16V/1,4i/iS/1,4i16V/1,6i16V/1,6GSi16V 1,5D/1,5TD/1,7D	Ltr. 1,0/1,2/1,4/1,6 1,5D/1,7D	Baujahr Year 03/1993 - 09/2000
CORSA B KASTEN (F73_) 1,4i/ 1,7D	1,4/ 1,7D	08/1999 - 09/2000

VERGLEICHS-NR. CROSS-REF.-NO.	HEYD-NR.	BENENNUNG / ABMESSUNG DESCRIPTION / DIMENSION	EINBAU POSITION	BILD FIGURE
<i>MANUELLE LENKUNG / MANUAL STEERING</i>				
<b>322 155</b> 26 030 411	<b>P 01.74</b>	Axialgelenk Axial joint M12x1,5 RH	L+R ⇔ ⇐	
<i>SERVOLENKUNG / POWER STEERING</i>				
<b>322 158</b> 26 032 284	<b>P 01.75</b>	Axialgelenk Axial joint M12x1,5 RH	L+R ⇔ ⇐	
<b>1 603 187</b> 1 603 161 90 442 294	<b>P 01.91</b>	Traggelenk Suspension joint Ø15 mm	L+R ↓	
<b>352 181</b> 352 003 90 511 260	<b>P 01.85</b>	Querlenker mit Gummilager. Control arm with bushing Vorderachse/ front axle	L ↓	
<b>352 182</b> 352 002 90 511 261	<b>P 01.84</b>	Querlenker mit Gummilager. Control arm with bushing Vorderachse/ front axle	R ↓	
<i>AB/FROM FG-NR./CH-NO. V6066280</i>				
<b>1 603 202</b> 90 542 574	<b>P 01.92</b>	Traggelenk Suspension joint Ø15 mm	L+R ↓	
<b>53 52 011</b> 90 542 572	<b>P 01.83</b>	Querlenker mit Gummilager. Control arm with bushing Vorderachse/ front axle	L ↓	
<b>53 53 012</b> 90 542 573	<b>P 01.82</b>	Querlenker mit Gummilager. Control arm with bushing Vorderachse/ front axle	R ↓	

OPEL

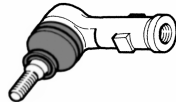
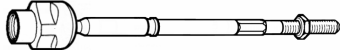
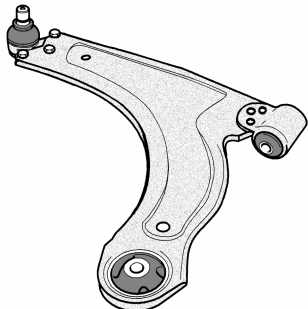
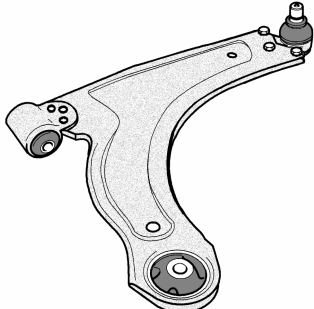


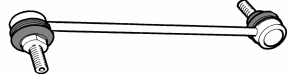
CORSA C (F08,F68)  
1,0/1,2/Twinport/1,4/Twinport/1,8  
1,3CDTI/1,7DI/1,7DTI/1,7CDTI  
CORSA C KASTEN (F08,W5L)  
1,0/1,2/Twinport/1,4/Twinport/1,8  
1,3CDTI/1,7DI/1,7DTI/1,7CDTI

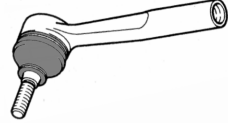
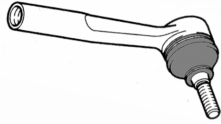
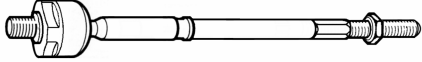
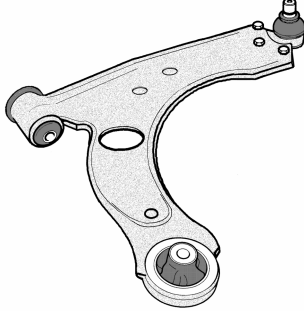
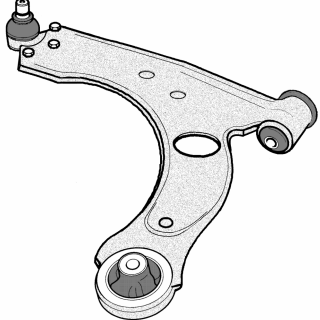


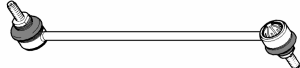
Ltr. 1,0/1,2/1,4/1,8  
1,3D/1,7D

Baujahr 09/2000 -  
Year

1,0/1,2/1,4/1,8  
1,3D/1,7D

09/2000 -

VERGLEICHS-NR. CROSS-REF.-NO.	HEYD-NR.	BENENNUNG / ABMESSUNG DESCRIPTION / DIMENSION	EINBAU POSITION	BILD FIGURE
<b>1 603 009</b> 324 050 26 087 868	<b>P 01.72</b>	Spurstangengel. Innengew. Tie rod end, internal thread M12x1,5 RH	L+R  ⇔⇔	
<b>1 603 008</b>	<b>P 01.76</b>	Axialgelenk Axial joint M12X1,5 RH	L+R ⇔ ⇔	
<b>352 041</b> 24 428 977	<b>P 01.87</b>	Querlenker mit Gummilager Control arm with bushing Vorderachse/ front axle	L ↓	
<b>352 042</b> 24 428 978	<b>P 01.86</b>	Querlenker mit Gummilager Control arm with bushing Vorderachse/ front axle	R ↓	
<b>352 803</b> 9 196 394	<b>P 01.97</b>	Traggelenk Suspension joint Ø15 mm	L+R ↓	
<b>350 610</b> 90 496 116	<b>P 06.43</b>	Koppelstange, Vorderachse Stabiilizer link, front axle	L+R  ↗↘  	

VERGLEICHS-NR. CROSS-REF.-NO.	HEYD-NR.	BENENNUNG / ABMESSUNG DESCRIPTION / DIMENSION	EINBAU POSITION	BILD FIGURE
1 603 544	P 02.01	Spurstangengel. Innengew. Tie rod end, internal thread M14x1,5 RH	L  ↔	
1 603 545	P 02.02	Spurstangengel. Innengew. Tie rod end, internal thread M14x1,5 RH	R ↔	
1 603 543	P 02.03	Axialgelenk Axial joint M14X1,5 RH	L+R ↔ ↔	
53 52 039	P 02.81	Querlenker Vorderachse Control arm front axle Vorderachse/ front axle	L ↓	
53 52 038	P 02.80	Querlenker Vorderachse Control arm front axle Vorderachse/ front axle	R ↓	
352 087 352 067 93 190 907	P 02.90	Traggelenk Suspension joint	L+R ↓	
350 616	P 02.40	Pendelstütze Vorderachse Self-alignment link front axle	L+R  ↗↘  	

OPEL

FRONTERA A (5\_MWL4) GELÄNDEWAGEN  
2,2i/2,4i

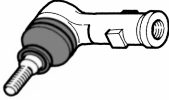
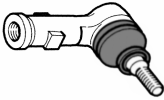

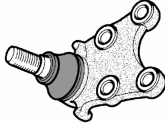


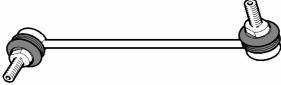

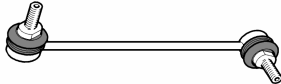

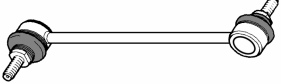
Ltr. 2,2/2,4  
2,3D/2,5D/2,8D

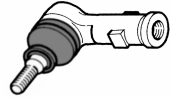
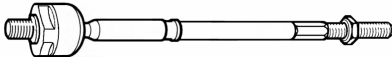

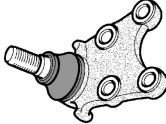



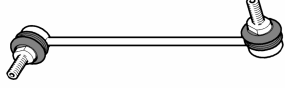
Baujahr  
Year 03/1992 - 10/1998

FRONTERA A SPORT (5\_SUD2) GELÄNDEWAGEN  
2,0i  
2,5TDS/2,8TD

2,0  
2,5D/2,8D

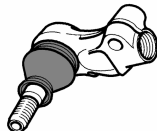

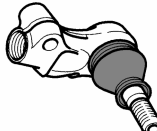





03/1992 - 10/1998

VERGLEICHS-NR. CROSS-REF.-NO.	HEYD-NR.	BENENNUNG / ABMESSUNG DESCRIPTION / DIMENSION	EINBAU POSITION	BILD FIGURE
<b>920 373</b> 324 057 97 020 957	<b>P 16.75</b>	Spurstangengel. Innengew. Tie rod end, internal thread M14x1,5 RH	L+R  ⇔⇐	
<b>920 374</b> 324 058 97 020 954	<b>P 16.76</b>	Spurstangengel. Innengew. Tie rod end, internal thread M14x1,5 LH	L+R  ⇐⇔	
<b>310 821</b> 94 459 453	<b>P 16.90</b>	Traggelenk Suspension joint	L+R ↑	
<b>352 828</b> 94 459 465	<b>P 16.95</b>	Führungsgelenk Suspension joint	L+R ↓	
<i>AB/FROM FG-NR./CH-NO. SV720103</i>				
<b>310 823</b> 94 374 424	<b>P 16.91</b>	Traggelenk Suspension joint	L+R ↑	
<b>53 52 019</b> 350 607 97 018 228	<b>P 16.41</b>	Pendelstütze Vorderachse Self-alignment link front axle	L  ↗  	
<b>53 52 020</b> 350 608 97 018 227	<b>P 16.42</b>	Pendelstütze Vorderachse Self-alignment link front axle	R  ↘  	
<b>444 065</b>	<b>P 16.43</b>	Pendelstütze Hinterrachse Self-alignment link rear axle	L+R  ↗↘  	

VERGLEICHS-NR. CROSS-REF.-NO.	HEYD-NR.	BENENNUNG / ABMESSUNG DESCRIPTION / DIMENSION	EINBAU POSITION	BILD FIGURE
<b>900 907</b>	<b>P 16.65</b>	Spurstangengel. Innengew. Tie rod end, internal thread M14x1,5 RH	L+R  ↔	
<b>900 905</b>	<b>P 16.67</b>	Axialgelenk Axial joint M14X1,5 RH	L+R ↔ ↔	
<b>310 823</b> 94 374 424	<b>P 16.91</b>	Traggelenk Suspension joint	L+R ↑	
<b>352 828</b> 94 459 465	<b>P 16.95</b>	Führungsgelenk Suspension joint	L+R ↓	
<b>53 52 019</b> 350 607 97 018 228	<b>P 16.41</b>	Pendelstütze Vorderachse Self-alignment link front axle	L  ↻  	
<b>53 52 020</b> 350 608 97 018 227	<b>P 16.42</b>	Pendelstütze Vorderachse Self-alignment link front axle	R  ↻  	

OPEL

KADETT E (39_49_) 1,2/1,3N7S/1,3iKat/1,4i/1,4S/1,6iKat/1,6S/1,8S/1,8i/2,0iKat 1,5D/1,6D/1,7D	Ltr. 1,2/1,3/1,4/1,6/1,8/2,0 1,5TD/1,6D/1,7D	Baujahr Year 09/1984 - 08/1991
KADETT E CABRIO (43B) 1,4i/1,4S/1,6iKat/2,0/2,0iKat	1,4/1,6/2,0	10/1986 - 02/1993
KADETT E CARAVAN (35_36_45_46_) 1,2/1,3N7S/1,3iKat/1,4i/1,4S/1,6iKat/1,6S/1,8S/1,8i/2,0iKat 1,5D/1,6D/1,7D	1,2/1,3/1,4/1,6/1,8/2,0 1,5TD/1,6D/1,7D	09/1984 - 08/1991
KADETT E CC (33_34_43_44_) 1,2/1,3N7S/1,3iKat/1,4i/1,4S/1,6iKat/1,6S/1,8S/1,8i/2,0iKat 1,5D/1,6D/1,7D	1,2/1,3/1,4/1,6/1,8/2,0 1,5TD/1,6D/1,7D	09/1984 - 08/1991
KADETT E KASTEN (37_47_) 1,2/1,3N1,4i/1,6i/1,8i 1,6D/1,7D	1,2/1,3/1,4/1,7/1,8 1,6D/1,7D	08/1984 - 09/1992
KADETT E COMBO (38_48_) 1,3S/1,4i/1,4S/1,6/1,6i 1,6D/1,7D	1,3/1,4/16 1,6D/1,7D	01/1986 - 07/1994

VERGLEICHS-NR. CROSS-REF.-NO.	HEYD-NR.	BENENNUNG / ABMESSUNG DESCRIPTION / DIMENSION	EINBAU POSITION	BILD FIGURE
324 039 90 140 007	P 15.74	Spurstangengel. Innengew. Tie rod end, internal thread M16x1,5 RH	L  ⇐	
322 125 90 125 567	P 15.54	Gelenkstange Ball joint rod M16x1,5 LH	L ⇨ ⇐	
324 038 90 140 006	P 15.75	Spurstangengel. Innengew. Tie rod end, internal thread M16x1,5 LH	R ⇨	
322 126 90 125 568	P 15.55	Gelenkstange Ball joint rod M16x1,5 RH	R ⇨ ⇐	
322 575	P 13.81	Einstellbolzen Adjustment bolt M16x1,5 L+R	L+R ⇨ ⇐	
53 52 014 352 169 90 375 505	P 13.95	Querlenker mit Gummilager Control arm with bushing Vorderachse/ front axle	L ↓	
352 172 90 375 506	P 13.96	Querlenker mit Gummilager Control arm with bushing Vorderachse/ front axle	R ↓	
1 603 164 90 272 683	P 13.91	Traggelenk Suspension join	L+R ↓	

OPEL

**MERIVA GROSSRAUMLIMOUSINE**  
 1,416VTwinp/1,6/1,616V/1,6Turbo/1,816V  
 1,3CDTI/1,7DTI/1,7CDTI

Ltr. 1,4/1,6/1,8  
 1,3D/1,7D

Baujahr 05/2003 -  
 Year

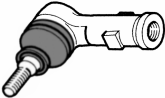
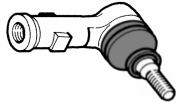


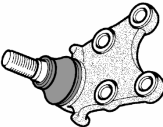

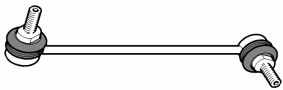

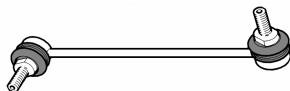
VERGLEICH-NR. CROSS-REF.-NO.	HEYD-NR.	BENENNUNG / ABMESSUNG DESCRIPTION / DIMENSION	EINBAU POSITION	BILD FIGURE
<b>1 603 240</b>	<b>P 17.70</b>	Spurstangengel. Innengew. Tie rod end, internal thread M14x1,5 RH	L+R  ⇐⇒	
<i>SERVOLENKUNG / POWER STEERING</i>				
<b>1 603 016</b>	<b>P 17.72</b>	Axialgelenk Axial joint M14X1,5 RH	L+R ⇐ ⇐	
<i>MANUELLE LENKUNG / MANUAL STEERING</i>				
<b>1 603 239</b>	<b>P 17.73</b>	Axialgelenk Axial joint M14X1,5 RH	L+R ⇐ ⇐	
<b>53 52 027</b> 93 338 568	<b>P 17.93</b>	Querlenker mit Gummilager Control arm with bushing Vorderachse/ front axle	L ↓	
<b>53 52 028</b> 93 338 569	<b>P 17.94</b>	Querlenker mit Gummilager Control arm with bushing Vorderachse/ front axle	R ↓	
<b>53 52 025</b> 93 174 598	<b>P 17.90</b>	Traggelenk Suspension joint	L ↓	
<b>53 52 026</b> 93 174 599	<b>P 17.91</b>	Traggelenk Suspension joint	R ↓	
<b>350 610</b> 90 496 116	<b>P 06.43</b>	Koppelstange, Vorderachse Stabilizer link, front axle	L+R  ↗↘  	

OPEL

MONTEREY A (UBS) GELÄNDEWAGEN  
3,2/ 3,1TD

Ltr. 3,2  
3,1D

Baujahr 09/1991 - 07/1998  
Year

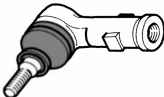
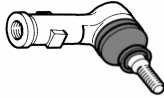
VERGLEICHS-NR. CROSS-REF.-NO.	HEYD-NR.	BENENNUNG / ABMESSUNG DESCRIPTION / DIMENSION	EINBAU POSITION	BILD FIGURE
<b>920 373</b> 324 057 97 020 957	<b>P 16.75</b>	Spurstangengel. Innengew. Tie rod end, internal thread M14x1,5 RH	L+R ⇔ ⇐	
<b>920 374</b> 324 058 97 020 954	<b>P 16.76</b>	Spurstangengel. Innengew. Tie rod end, internal thread M14x1,5 LH	L+R  ⇐⇔	
<b>310 821</b> 94 459 453	<b>P 16.90</b>	Traggelenk Suspension joint	L+R ↑	
<i>AB/FROM FG-NR./CH-NO. SV720103</i>				
<b>310 823</b> 94 374 424	<b>P 16.91</b>	Traggelenk Suspension joint	L+R ↑	
<b>352 828</b> 94 459 465	<b>P 16.95</b>	Führungsgelenk Suspension joint	L+R ↓	
<b>53 52 019</b> 350 607 97 018 228	<b>P 16.41</b>	Pendelstütze Vorderachse Self-alignment link front axle	L  ↻  	
<b>53 52 020</b> 350 608 97 018 227	<b>P 16.42</b>	Pendelstütze Vorderachse Self-alignment link front axle	R  ↻  	

OPEL

MONTEREY B GELÄNDEWAGEN  
3,5V624V/ 3,0DTI

Ltr. 3,5  
3,0D

Baujahr 07/1998 - 08/1999  
Year

VERGLEICHS-NR. CROSS-REF.-NO.	HEYD-NR.	BENENNUNG / ABMESSUNG DESCRIPTION / DIMENSION	EINBAU POSITION	BILD FIGURE
<b>920 373</b> 324 057 97 020 957	<b>P 16.75</b>	Spurstangengel. Innengew. Tie rod end, internal thread M14x1,5 LH	L+R ⇔ ⇐	
<b>920 374</b> 324 058 97 020 954	<b>P 16.76</b>	Spurstangengel. Innengew. Tie rod end, internal thread M14x1,5 RH	L+R  ⇐⇔	

OPEL  
MONTEREY B **GELÄNDEWAGEN**  
3,5V624V/ 3,0DTI

Ltr. 3,5  
3,0D

Baujahr 07/1998 - 08/1999  
Year

VERGLEICHS-NR. CROSS-REF.-NO.	HEYD-NR.	BENENNUNG / ABMESSUNG DESCRIPTION / DIMENSION	EINBAU POSITION	BILD FIGURE
<b>900 905</b>	<b>P 16.67</b>	Axialgelenk Axial joint M14X1,5 RH	L+R ⇔   ⇐	
<b>310 823</b> 94 374 424	<b>P 16.91</b>	Traggelenk Suspension joint	L+R ↑	
<b>352 828</b> 94 459 465	<b>P 16.95</b>	Führungsgelenk Suspension joint	L+R ↓	
<b>53 52 019</b> 350 607 97 018 228	<b>P 16.41</b>	Pendelstütze Vorderachse Self-alignment link front axle	L   ↻   	
<b>53 52 020</b> 350 608 97 018 227	<b>P 16.42</b>	Pendelstütze Vorderachse Self-alignment link front axle	R   ↻   	

## OPEL

OMEGA A (16\_17\_19\_)  
1,8/N/S/2,0/2,0i/2,4i/2,6i/3,0/3,024V/3,624V  
2,3D/2,3TD/2,3TD Interc.

Ltr. 1,8/2,0/2,4/2,6/3,0/3,6  
2,3D/2,3D

Baujahr 09/1986 - 05/1994  
Year

OMEGA A **CARAVAN (66\_67\_)**  
1,8/N/S/2,0/2,0i/2,4i/2,6i/3,0/3,024V  
2,3D/2,3TD/2,3TD Interc.

1,8/2,0/2,4/2,6/3,0/3,6  
2,3D/2,3D

09/1986 - 05/1994

VERGLEICHS-NR. CROSS-REF.-NO.	HEYD-NR.	BENENNUNG / ABMESSUNG DESCRIPTION / DIMENSION	EINBAU POSITION	BILD FIGURE
<i>SERVOLENKUNG / POWER STEERING</i>				
<b>322 148</b> 90 392 553	<b>P 06.63</b>	Spurstange, fest Tie rod, fixed K15	C ⇔	
<b>322 145</b> 90 369 125	<b>P 06.58</b>	Spurstange, fest <i>DIESEL</i> Tie rod, fixed K15	C ⇔	
<b>322 173</b> 90 510 641	<b>P 06.68</b>	Spurstange, verstellbar Tie rod, adjustable K15	L   ⇐	

FORTSETZUNG / CONTINUATION

OPEL

OMEGA A (16,17,19)  
1,8/N/S/2,0/2,0i/2,4i/2,6i/3,0/3,024V/3,624V  
2,3D/2,3TD/2,3TD Interc.

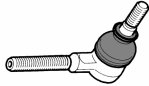

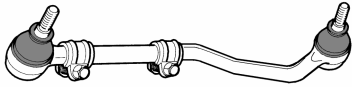



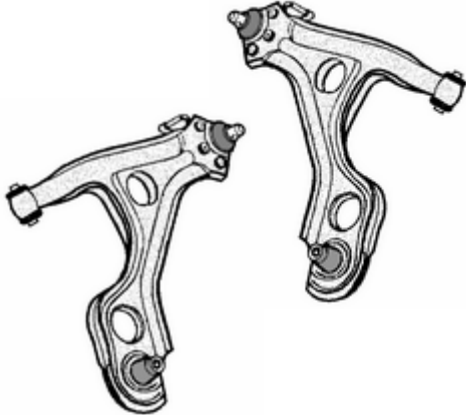



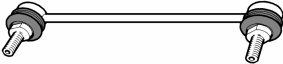
Ltr. 1,8/2,0/2,4/2,6/3,0/3,6  
2,3D/2,3D

Baujahr  
Year 09/1986 - 05/1994

OMEGA A CARAVAN (66,67)  
1,8/N/S/2,0/2,0i/2,4i/2,6i/3,0/3,024V  
2,3D/2,3TD/2,3TD Interc.

1,8/2,0/2,4/2,6/3,0/3,6  
2,3D/2,3D

09/1986 - 05/1994

VERGLEICHS-NR. CROSS-REF.-NO.	HEYD-NR.	BENENNUNG / ABMESSUNG DESCRIPTION / DIMENSION	EINBAU POSITION	BILD FIGURE
322 171 90 510 639	P 06.73	Spurstangengelenk Tie rod end M14x1,5 LH	L ⇔ ⇐	
322 175 90 510 643	P 06.74	Spurstangengelenk Tie rod end M14x1,5 RH	L  ⇐	
322 174 90 510 642	P 06.69	Spurstange, verstellbar Tie rod, adjustable K15	R ⇔	
322 172 90 510 640	P 06.78	Spurstangengelenk Tie rod end M14x1,5 RH	R ⇔ ⇐	
322 176 90 510 644	P 06.77	Spurstangengelenk Tie rod end M14x1,5 LH	R ⇔	
322 153 90 334 045	P 06.79	Spurstangenrohr Tie rod tube M14x1,5 L/R	L+R ⇔ ⇐	
352 135 90 288 387	P 06.91	Querlenker mit Gummilager Control arm with bushing Vorderachse/ front axle	L ↓	
352 136 90 288 388	P 06.92	Querlenker mit Gummilager Control arm with bushing Vorderachse/ front axle	R ↓	
352 826 90 272 194	P 06.98	Traggelenk Suspension joint Ø18 mm	L ↓	
352 827 90 272 195	P 06.99	Traggelenk Suspension joint Ø18 mm	R ↓	
350 605 90 334 075	P 06.41	Pendelstütze Vorderachse Self-alignment link front axle	L+R  ↖ ↗  	

## OPEL

OMEGA B (25, 26, 27)  
 2,0/2,016V/2,216V/2,516V/2,6V6/3,0V6/3,2V6  
 2,0DTI16V/2,2DTI16V/2,5TD/2,5DTI  
 OMEGA B CARAVAN (21, 22, 23)  
 2,0/2,016V/2,216V/2,516V/2,6V6/3,0V6/3,2V6  
 2,0DTI16V/2,2DTI16V/2,5TD/2,5DTI

Ltr. 2,0/2,2/2,5/2,6/3,0/3,2  
 2,0D/2,2D/2,5D

Baujahr  
 Year 03/1994 - 07/2003

2,0/2,2/2,5/2,6/3,0/3,2  
 2,0D/2,2D/2,5D

03/1994 - 07/2003


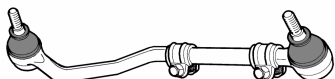
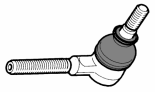

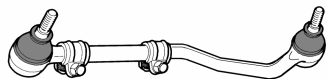
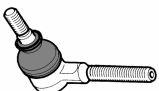

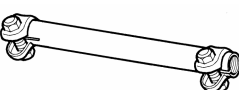


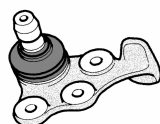
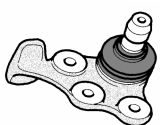

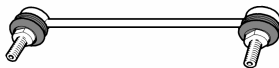
VERGLEICHS-NR. CROSS-REF.-NO.	HEYD-NR.	BENENNUNG / ABMESSUNG DESCRIPTION / DIMENSION	EINBAU POSITION	BILD FIGURE
<b>322 166</b> 90 510 647	<b>P 07.52</b>	Spurstange, fest Tie rod, fixed K15	C ⇔	
<b>322 168</b> 90 510 650	<b>P 07.54</b>	Spurstange, verstellbar Tie rod, adjustable K15	R ⇒	
<b>324 060</b> 90 510 654	<b>P 07.71</b>	Spurstangengelenk Tie rod end M14x1,5 LH	R ⇒	
<b>324 061</b> 90 510 651	<b>P 07.72</b>	Spurstangengelenk Tie rod end M14x1,5 RH	R ⇒ ⇔	
<b>322 169</b> 90 510 649	<b>P 07.55</b>	Spurstange, verstellbar Tie rod, adjustable K15	L  ⇔	
<b>324 059</b> 90 510 653	<b>P 07.74</b>	Spurstangengelenk Tie rod end M14x1,5 RH	L  ⇔	
<b>324 062</b> 90 510 652	<b>P 07.73</b>	Spurstangengelenk Tie rod end M14x1,5 LH	L ⇒ ⇔	
<b>53 52 007</b> 352 029 90 576 788	<b>P 07.93</b>	Querlenker mit Gummilager Control arm with bushing Vorderachse/ front axle	L ↓	
<b>53 52 008</b> 352 028 90 576 789	<b>P 07.92</b>	Querlenker mit Gummilager Control arm with bushing Vorderachse/ front axle	R ↓	
<b>352 830</b> 352 829 90 542 995	<b>P 07.95</b>	Traggelenk Suspension joint	L+R ↓	
<b>423 017</b> 90 468 044	<b>P 07.56</b>	Kugelgelenk, Hinterachse Ball joint rear axle	L+R  ⇔ ⇔  	
<b>350 609</b> 90 468 930	<b>P 06.42</b>	Pendelstütze Vorderachse Self-alignment link front axle	L+R  ⇔ ⇔  	

OPEL

SENATOR B (29\_)  
2,5i/2,6i/3,0/3,0iKat/3,024V

Ltr. 2,5/2,6/3,0

Baujahr  
Year 09/1987 - 09/1993

VERGLEICHS-NR. CROSS-REF.-NO.	HEYD-NR.	BENENNUNG / ABMESSUNG DESCRIPTION / DIMENSION	EINBAU POSITION	BILD FIGURE
<i>SERVOLENKUNG / POWER STEERING</i>				
<b>322 148</b> 90 392 553	<b>P 06.63</b>	Spurstange, fest Tie rod, fixed K15	C ⇔	
<b>322 173</b> 90 510 641	<b>P 06.68</b>	Spurstange, verstellbar Tie rod, adjustable K15	L  ⇔	
<b>322 171</b> 90 510 639	<b>P 06.73</b>	Spurstangengelenk Tie rod end M14x1,5 LH	L ⇔ ⇔	
<b>322 175</b> 90 510 643	<b>P 06.74</b>	Spurstangengelenk Tie rod end M14x1,5 RH	L  ⇔	
<b>322 174</b> 90 510 642	<b>P 06.69</b>	Spurstange, verstellbar Tie rod, adjustable K15	R ⇔	
<b>322 172</b> 90 510 640	<b>P 06.78</b>	Spurstangengelenk Tie rod end M14x1,5 RH	R ⇔ ⇔	
<b>322 176</b> 90 510 644	<b>P 06.77</b>	Spurstangengelenk Tie rod end M14x1,5 LH	R ⇔	
<b>322 153</b> 90 334 045	<b>P 06.79</b>	Spurstangenrohr Tie rod tube M14x1,5 L/R	L+R ⇔ ⇔	
<b>352 135</b> 90 288 387	<b>P 06.91</b>	Querlenker mit Gummilager Control arm with bushing Vorderachse/ front axle	L ↓	
<b>352 136</b> 90 288 388	<b>P 06.92</b>	Querlenker mit Gummilager Control arm with bushing Vorderachse/ front axle	R ↓	
<b>352 826</b> 90 272 194	<b>P 06.98</b>	Traggelenk Suspension joint Ø18 mm	L ↓	
<b>352 827</b> 90 272 195	<b>P 06.99</b>	Traggelenk Suspension joint Ø18 mm	R ↓	
<b>350 605</b> 90 334 075	<b>P 06.41</b>	Pendelstütze Vorderachse Self-alignment link front axle	L+R  ↗↘  	

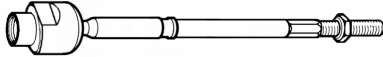
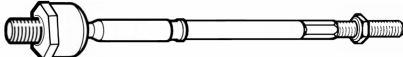
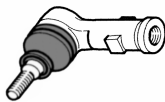

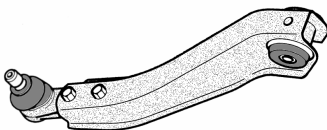
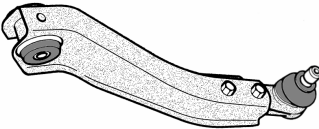
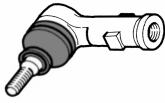

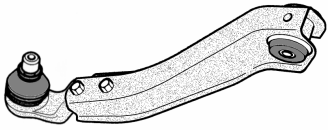

VERGLEICHS-NR. CROSS-REF.-NO.	HEYD-NR.	BENENNUNG / ABMESSUNG DESCRIPTION / DIMENSION	EINBAU POSITION	BILD FIGURE
<b>1 603 227</b> 93 172 254	<b>P 08.71</b>	Spurstangengel. Innengew. Tie rod end, internal thread M14x1,5 RH	L  ⇐	
<b>1 603 228</b> 93 172 255	<b>P 08.72</b>	Spurstangengel. Innengew. Tie rod end, internal thread M14x1,5 RH	R  ⇒	
<b>1 603 244</b> 93 191 672	<b>P 08.73</b>	Axialgelenk Axial joint M14X1,5 RH <i>Felgengröße 15/16/17 Zoll</i>	L+R ⇐ ⇐	
<b>1 603 252</b> 93 191 673	<b>P 08.74</b>	Axialgelenk Axial joint M12X1,5 RH <i>Felgengröße 18/19 Zoll</i>	L+R ⇐ ⇐	
<b>352 051</b> 24 413 015	<b>P 08.91</b>	Querlenker mit Gummilager Control arm with bushing Vorderachse / front axle	L ↓	
<b>352 052</b> 24 413 016	<b>P 08.92</b>	Querlenker mit Gummilager Control arm with bushing Vorderachse / front axle	R ↓	
<b>350 603</b> 24 417 251	<b>P 08.41</b>	Pendelstütze Vorderachse Self-alignment link front axle	L+R  ⇌  	

OPEL

TIGRA (95\_) COUPE  
1,416V/1,616V

Ltr. 1,4/1,6

Baujahr 07/1994 - 12/2000  
Year

VERGLEICHS-NR. CROSS-REF.-NO.	HEYD-NR.	BENENNUNG / ABMESSUNG DESCRIPTION / DIMENSION	EINBAU POSITION	BILD FIGURE
<i>MANUELLE LENKUNG / MANUAL STEERING</i>				
<b>322 155</b> 26 030 411	<b>P 01.74</b>	Axialgelenk Axial joint M12x1,5 RH	L+R ⇔ ⇐	
<i>SERVOLENKUNG / POWER STEERING</i>				
<b>322 158</b> 26 032 284	<b>P 01.75</b>	Axialgelenk Axial joint M12x1,5 RH	L+R ⇔ ⇐	
<i>BIS/TILL FG-NR./CH-NO. V6066279 V3023597</i>				
<b>1 603 009</b> 324 050 26 087 868	<b>P 01.72</b>	Spurstangengel. Innengew. Tie rod end, internal thread M12x1,5 RH	L+R  ⇐⇔	
<b>1 603 187</b> 1 603 161 90 442 294	<b>P 01.91</b>	Traggelenk Suspension joint Ø15 mm	L+R ↓	
<b>352 181</b> 352 003 90 511 260	<b>P 01.85</b>	Querlenker mit Gummilager. Control arm with bushing Vorderachse/ front axle	L ↓	
<b>352 182</b> 352 002 90 511 261	<b>P 01.84</b>	Querlenker mit Gummilager. Control arm with bushing Vorderachse/ front axle	R ↓	
<b>324 066</b> 26 065 265	<b>P 01.78</b>	Spurstangengel. Innengew. Tie rod end, internal thread M12x1,5 RH	L+R  ⇐⇔	
<b>1 603 202</b> 90 542 574	<b>P 01.92</b>	Traggelenk Suspension joint Ø15 mm	L+R ↓	
<b>53 52 011</b> 90 542 572	<b>P 01.83</b>	Querlenker mit Gummilager. Control arm with bushing Vorderachse/ front axle	L ↓	
<b>53 52 012</b> 90 542 573	<b>P 01.82</b>	Querlenker mit Gummilager. Control arm with bushing Vorderachse/ front axle	R ↓	

VERGLEICHS-NR. CROSS-REF.-NO.	HEYD-NR.	BENENNUNG / ABMESSUNG DESCRIPTION / DIMENSION	EINBAU POSITION	BILD FIGURE
1 603 009 324 050 26 087 868	P 01.72	Spurstangengel. Innengew. Tie rod end, internal thread M12x1,5 RH	L+R  ⇔⇔	
1 603 018	P 01.77	Axialgelenk Axial joint M12X1,5 RH	L+R ⇔ ⇔	
352 041 24 428 977	P 01.87	Querlenker mit Gummilager Control arm with bushing Vorderachse / front axle	L ↓	
352 042 24 428 978	P 01.86	Querlenker mit Gummilager Control arm with bushing Vorderachse / front axle	R ↓	
352 803 9 196 394	P 01.97	Traggelenk Suspension joint	L+R ↓	
350 610 90 496 116	P 06.43	Pendelstütze Vorderachse Self-alignment link front axle	L+R  ↗↘  	

OPEL

VECTRA A (86\_87\_)

1,6/1,6i/Kat/1,8S/4x4/1,8iKat/2,0/2,0i/Kat/4x4  
2,0116V/4x4/2000GT16V/4x4/2,0iTurbo4x4/2,5V6  
1,7D/1,7TD

Ltr. 1,6/1,8/2,0//2,5  
1,7D/1,7DT

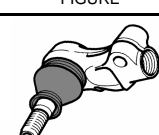





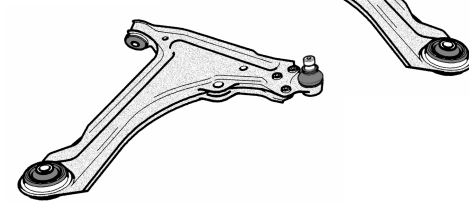

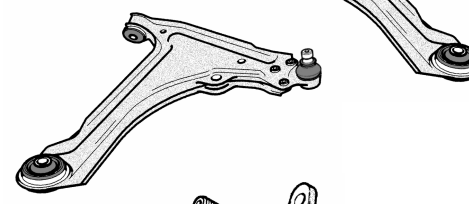





Baujahr 09/1988 - 11/1995  
Year

VECTRA A CC (88\_89\_)

1,6i/Kat/1,6S/1,8i/Kat/1,8S/2,0/2,0i/2,0iKat/2,0iGT  
2,0i16V2,0i16Vkat//2,5V6  
1,7D/1,7TD

1,6/1,8/2,0//2,5  
1,7D/1,7DT

04/1988 - 11/1995

VERGLEICHS-NR. CROSS-REF.-NO.	HEYD-NR.	BENENNUNG / ABMESSUNG DESCRIPTION / DIMENSION	EINBAU POSITION	BILD FIGURE
<b>324 055</b> 90 369 704	<b>P 15.76</b>	Spurstangengel. Innengew. Tie rod end, internal thread M16x2,0 RH	L  ⇐	
<b>322 147</b> 322 079 90 373 521	<b>P 15.57</b>	Gelenkstange Ball joint rod M16x2,0 LH	L ⇨ ⇐	
<b>324 056</b> 90 369 705	<b>P 15.77</b>	Spurstangengel. Innengew. Tie rod end, internal thread M16x2,0 LH	R ⇨	
<b>322 146</b> 322 080 90 373 522	<b>P 15.56</b>	Gelenkstange Ball joint rod M16x2,0 RH	R ⇨ ⇐	
<b>322 577</b> 90 373 523	<b>P 15.81</b>	Einstellbolzen Adjustment bolt M16x2,0 L+R	L+R ⇨ ⇐	
<i>NICHT FÜR/NOT FOR 4X4 MODELLE/MODELS/ BIS/TILL FG-NR./CH-NO. R1049313/R5112256/R7540515</i>				
<b>352 193</b> 90 495 159	<b>P 15.99</b>	Querlenker mit Gummilager Control arm with bushing Vorderachse / front axle	L ↓	
<b>352 192</b> 90 495 160	<b>P 15.98</b>	Querlenker mit Gummilager Control arm with bushing Vorderachse / front axle	R ↓	
<i>AB/FROM FG-NR./CH-NO. R1049314/R5112257/R7540516</i>				
<b>53 52 001</b> 90 495 103	<b>P 15.87</b>	Querlenker mit Gummilager Control arm with bushing Vorderachse / front axle	L ↓	
<b>53 52 000</b> 90 495 104	<b>P 15.86</b>	Querlenker mit Gummilager Control arm with bushing Vorderachse / front axle	R ↓	
<b>1 603 167</b> 1 603 163 90 297 863	<b>P 15.91</b>	Traggelenk Suspension joint	L+R ↓	
<b>350 260</b> 90 278 579	<b>P 15.41</b>	Pendelstütze Vorderachse Self-alignment link front axle	L+R  ↖ ↗  	
<b>350 261</b> 90 278 577	<b>P 15.42</b>	Pendelstütze Vorderachse Self-alignment link front axle	L+R  ↖ ↗  	

## OPEL

### VECTRA B (36\_)

1,6i/16V/1,8i16V/2,0i16V/2,2i16V/2,5iV6/2,6iV6  
1,7TD/2,0DI16V/2,0DTI16V/2,2DTI16V

Ltr. 1,6/1,8/2,0/2,2  
2,5/2,6  
1,7D/2,0D/2,2D

Baujahr  
Year 10/1995 - 04/2002

### VECTRA B CC (38\_)

1,6i/1,6i16V/1,8i16V/2,0i16V/2,2i16V/2,5iV6/2,6iV  
2,6iV6 1,7TD/2,0DI16V/2,0DTI16V/2,2DTI16V

1,6/1,8/2,0/2,2  
2,5/2,6  
1,7D/2,0D/2,2D

10/1995 - 07/2003

### VECTRA B CARAVAN (31\_)

1,6i/16V/1,8i16V/2,0i16V/2,2i16V/2,5iV6/2,6iV6  
2,0DI16V/2,0DTI16V/2,2DTI16V

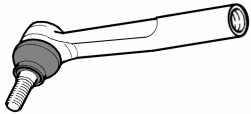
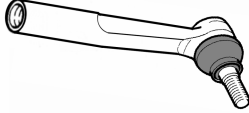
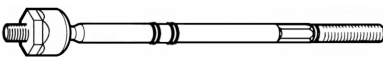
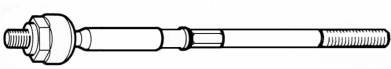
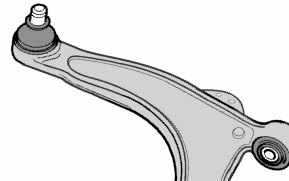


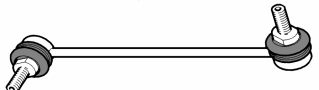
1,6/1,8/2,0/2,2  
2,5/2,6  
1,7D/2,0D/2,2D

11/1996 - 07/2003

VERGLEICHS-NR. CROSS-REF.-NO.	HEYD-NR.	BENENNUNG / ABMESSUNG DESCRIPTION / DIMENSION	EINBAU POSITION	BILD FIGURE
<b>324 063</b> 90 512 775	<b>P 15.78</b>	Spurstangengel. Innengew. Tie rod end, internal thread M14x1,5 RH	L+R  ⇔⇔	
<b>1 603 206</b> 324 186 90 540 319	<b>P 15.79</b>	Axialgelenk ZF-Lenkung Axial joint ZF-Steering M14x1,5 RH	L+R ⇔ ⇔	
<b>1 603 199</b> 26 055 219	<b>P 15.70</b>	Axialgelenk SAGiNA.-Lenkung Axial joint SAGiNA.-Steering M14x1,5 RH	L+R ⇔ ⇔	
<b>53 52 016</b> 90 498 735	<b>P 16.97</b>	Querlenker mit Gummilager Control arm with bushing Vorderachse / front axle	L ↓	
<b>53 52 017</b> 90 498 736	<b>P 16.96</b>	Querlenker mit Gummilager Control arm with bushing Vorderachse / front axle	R ↓	
<b>352 830</b> 352 829 90 512 982	<b>P 07.95</b>	Führungsgelenk, Vorderachse Suspension joint, front axle Ø18 mm	L+R ↓	
<b>350 610</b> 90 496 116	<b>P 06.43</b>	Pendelstütze Vorderachse Self-alignment link front axle	L+R  ↗↘  	
<b>423 121</b> 90 496 700	<b>P 15.60</b>	Kugelgelenk Hinterachse Ball joint rear axle	L+R  ↘↗  	

OPEL

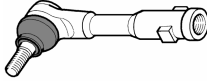
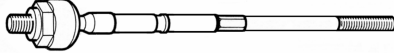
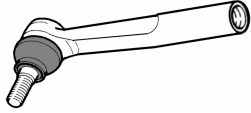


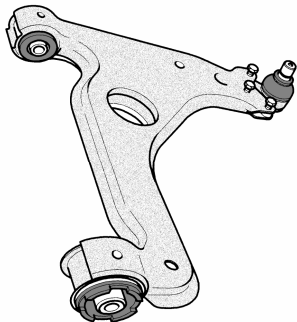


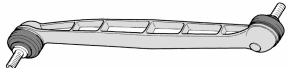
VECTRA C 1,6/16V/1,8/16V/2,016V/Turbo/2,216V/2,2dircet 2,8V6Turbo/3,2V6 1,9CDTI/2,0CDTI16V/2,2CDTI16V/3,0CDTI	Ltr. 1,6/1,8/2,0/2,2/2,8/3,2 1,9D/2,0D/2,2D/3,0D	Baujahr Year 04/2002 -
VECTRA C <b>GTS</b> 1,6/16V/1,8/16V/2,016V/Turbo/2,216V/2,2dircet 2,8V6Turbo/3,2V6 1,9CDTI/2,0CDTI16V/2,2CDTI16V/3,0CDTI	1,6/1,8/2,0/2,2/2,8/3,2 1,9D/2,0D/2,2D/3,0D	08/2002 -
VECTRA C <b>CARAVAN</b> 1,6/16V/1,8/16V/2,016V/Turbo/2,216V/2,2dircet 2,8V6Turbo/3,2V6 1,9CDTI/2,0CDTI16V/2,2CDTI16V/3,0CDTI	1,6/1,8/2,0/2,2/2,8/3,2 1,9D/2,0D/2,2D/3,0D	10/2003 -

VERGLEICHS-NR. CROSS-REF.-NO.	HEYD-NR.	BENENNUNG / ABMESSUNG DESCRIPTION / DIMENSION	EINBAU POSITION	BILD FIGURE
<b>1 603 227</b> 93 172 254	<b>P 08.71</b>	Spurstangengel. Innengew. Tie rod end, internal thread M14x1,5 RH	L   ⇐	
<b>1 603 228</b> 93 172 255	<b>P 08.72</b>	Spurstangengel. Innengew. Tie rod end, internal thread M14x1,5 RH	R   ⇒	
<b>1 603 244</b> 93 191 672	<b>P 08.73</b>	Axialgelenk Axial joint M14X1,5 RH Felgenreöße 15,16,17 Zoll	L+R ⇔   ⇐	
<b>1 603 252</b> 93 191 673	<b>P 08.74</b>	Axialgelenk Axial joint M14X1,5 RH Felgenreöße 18,19, Zoll	L+R ⇔   ⇐	
<b>352 051</b> 24 413 015	<b>P 08.91</b>	Querlenker mit Gummilager Control arm with bushing Vorderachse / front axle	L ↓	
<b>352 052</b> 24 413 016	<b>P 08.92</b>	Querlenker mit Gummilager Control arm with bushing Vorderachse / front axle	R ↓	
<b>350 603</b> 24 417 251	<b>P 08.41</b>	Pendelstütze Vorderachse Self-alignment link front axle	L+R   ⇐ ⇑   	

**ZAFIRA (F75\_) GROSSRAUMLIMOUSINE**  
 1,616V/1,816V/2,0OPC/2,216V  
 2,0CDI16V/2,0DTI16V/2,2DTI16V

Ltr. 1,6/1,8/2,0/2,2  
 2,0D/2,2D

Baujahr 04/1999 - 06/2005  
 Year

VERGLEICHS-NR. CROSS-REF.-NO.	HEYD-NR.	BENENNUNG / ABMESSUNG DESCRIPTION / DIMENSION	EINBAU POSITION	BILD FIGURE
<i>SYSTEM DELPHI</i>				
<b>1 603 214</b> 91 18 127	<b>P 16.72</b>	Spurstangengel. Innengew. Tie rod end, internal thread M14x1,5	L+R  ⇔⇔	
<b>1 603 213</b> 26 059 293	<b>P 16.50</b>	Axialspurstange Axial tie rod M14x1,5	L+R  ⇔⇔	
<i>SYSTEM TRW</i>				
<b>1 603 215</b> 93 186 537	<b>P 16.71</b>	Spurstangengel. Innengew. Tie rod end, internal thread M14x1,5	L+R  ⇔⇔	
<b>1 603 216</b> 93 189 450	<b>P 16.51</b>	Axialspurstange Axial tie rod M14x1,5	L+R  ⇔⇔	
<b>53 52 016</b> 90 498 735	<b>P 16.97</b>	Querlenker mit Gummilager Control arm with bushing Vorderachse / front axle	L ↓	
<b>53 52 017</b> 90 498 736	<b>P 16.96</b>	Querlenker mit Gummilager Control arm with bushing Vorderachse / front axle	R ↓	
<b>352 830</b> 352 829 90 542 995	<b>P 07.95</b>	Traggelenk Suspension joint Ø18 mm	L+R ↓	
<b>350 614</b> 350 611 90 498 745	<b>P 15.44</b>	Pendelstütze Vorderachse Self-alignment link front axle	L+R  ↗↘  	

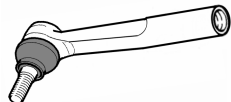
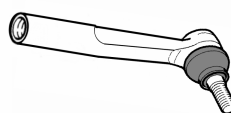


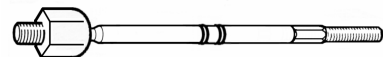


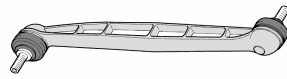
OPEL

ZAFIRA **GROSSRAUMLIMOUSINE**

1,6/1,8/2,0/2,2  
1,7CDTI/1,9CDTI/

Ltr. 1,6/1,8/2,0/2,2  
1,7D/1,9D

Baujahr 07/2005 -  
Year

VERGLEICHS-NR. CROSS-REF.-NO.	HEYD-NR.	BENENNUNG / ABMESSUNG DESCRIPTION / DIMENSION	EINBAU POSITION	BILD FIGURE
<b>1 603 289</b> 1 603 258 93 186 333	<b>P 16.61</b>	Spurstangengel. Innengew. Tie rod end, internal thread M14x1,5	L  ←	
<b>1 603 288</b> 1 603 257 93 186 332	<b>P 16.60</b>	Spurstangengel. Innengew. Tie rod end, internal thread M14x1,5	R  →	
<b>1 603 265</b> 93 181 230	<b>P 16.52</b>	Axialgelenk Axial joint M14X1,5 RH <i>ZF-Lenkung / ZF-Steering</i>	L+R ⇔ ←	
<b>1 603 268</b> 93 181 662	<b>P 16.53</b>	Axialgelenk Axial joint M14X1,5 RH Felgenreöße 18 Zoll <i>ZF-Lenkung / ZF-Steering</i>	L+R ⇔ ←	
<b>1 603 303</b> 93 189 451	<b>P 16.54</b>	Axialgelenk Axial joint M14X1,5 RH <i>TRW-Lenkung / TRW-Steering</i>	L+R ⇔ ←	
<b>352 830</b> 352 829 90 542 995	<b>P 07.95</b>	Traggelenk Suspension joint Ø18 mm	L+R ↓	
<b>350 614</b> 350 611 90 498 745	<b>P 15.44</b>	Pendelstütze Vorderachse Self-alignment link front axle	L+R  ↖ ↗  	

# OPEL

## OPEL

ARENA **COMBI (FHB\_)**  
1,9D/2,5D



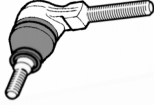
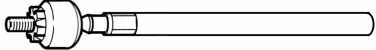

Ltr. 1,9D/2,5D

Baujahr 03/1998 - 08/2001  
Year

ARENA **KASTEN (FB,FT)**  
1,9D/2,5D

1,9D/2,5D

03/1998 - 08/2001

VERGLEICHS-NR. CROSS-REF.-NO.	HEYD-NR.	BENENNUNG / ABMESSUNG DESCRIPTION / DIMENSION	EINBAU POSITION	BILD FIGURE
<b>44 03 661</b> 91 11 661 7701 461 770	<b>P 16.78</b>	Spurstangengelenk Tie rod end M14x1,5	L+R  ⇔⇔	
<b>44 03 806</b> 91 11 806 7701 463 035	<b>P 16.79</b>	Axialstange Axial rod M14x1,5	L+R  ⇔⇔	
<b>44 03 641</b> 91 11 641 7701 461 667	<b>P 16.98</b>	Traggelenk Suspension joint	L+R ↓	

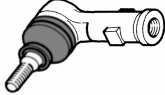
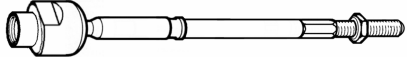
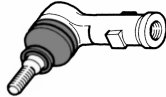
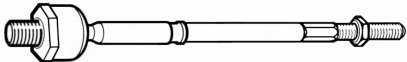
## OPEL

COMBO **KASTEN (71\_)**  
1,2/1,4  
1,7D



Ltr. 1,2/1,4  
1,7D

Baujahr 07/1994 - 10/2001  
Year

VERGLEICHS-NR. CROSS-REF.-NO.	HEYD-NR.	BENENNUNG / ABMESSUNG DESCRIPTION / DIMENSION	EINBAU POSITION	BILD FIGURE
<i>MANUELLE LENKUNG / MANUAL STEERING</i>				
<b>1 603 009</b> 324 050 26 087 868	<b>P 01.72</b>	Spurstangengel. Innengew. Tie rod end, internal thread M12x1,5 RH	L+R  ⇔⇔	
<b>322 155</b> 26 030 411	<b>P 01.74</b>	Axialgelenk Axial joint M12x1,5 RH	L+R ⇔ ⇔	
<i>SERVOLENKUNG / POWER STEERING</i>				
<b>324 066</b> 26 065 265	<b>P 01.78</b>	Spurstangengel. Innengew. Tie rod end, internal thread M12x1,5 RH	L+R  ⇔⇔	
<b>322 158</b> 26 032 284	<b>P 01.75</b>	Axialgelenk Axial joint M12x1,5 RH	L+R ⇔ ⇔	

FORTSETZUNG / CONTINUATION


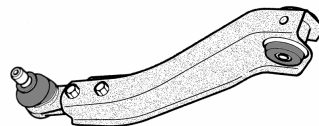
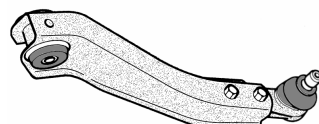

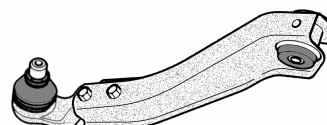
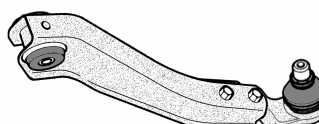
OPEL

COMBO **KASTEN (71\_)**  
1,2/1,4  
1,7D



Ltr. 1,2/1,4  
1,7D

Baujahr 07/1994 - 10/2001  
Year

VERGLEICHNS-NR. CROSS-REF.-NO.	HEYD-NR.	BENENNUNG / ABMESSUNG DESCRIPTION / DIMENSION	EINBAU POSITION	BILD FIGURE
<i>BIS/TILL FG-NR./CH-NO. V3023557</i>				
<b>1 603 187</b> 1 603 161 90 442 294	<b>P 01.91</b>	Traggelenk Suspension joint Ø15 mm	L+R ↓	
<b>352 181</b> 352 003 90 511 260	<b>P 01.85</b>	Querlenker mit Gummilager. Control arm with bushing Vorderachse/ front axle	L ↓	
<b>352 182</b> 352 002 90 511 261	<b>P 01.84</b>	Querlenker mit Gummilager. Control arm with bushing Vorderachse/ front axle	R ↓	
<i>AB/FROM FG-NR./CH-NO. V6066280</i>				
<b>1 603 202</b> 90 542 574	<b>P 01.92</b>	Traggelenk Suspension joint Ø15 mm	L+R ↓	
<b>53 52 011</b> 90 542 572	<b>P 01.83</b>	Querlenker mit Gummilager. Control arm with bushing Vorderachse/ front axle	L ↓	
<b>53 53 012</b> 90 542 573	<b>P 01.82</b>	Querlenker mit Gummilager. Control arm with bushing Vorderachse/ front axle	R ↓	

OPEL

COMBO **KASTEN/KOMBI**

1,4/1,6/1,616V/1,6CNG

1,3CDTI16V/1,7DI16V/1,7DTI16V/1,7CDTI16V



Ltr. 1,4/1,6  
1,3D/1,7D

Baujahr 10/2001 -  
Year



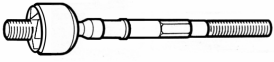
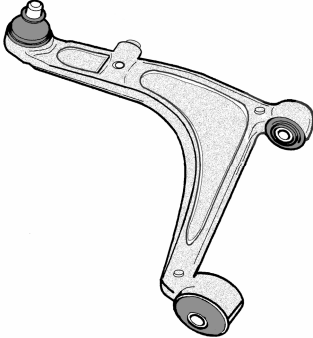
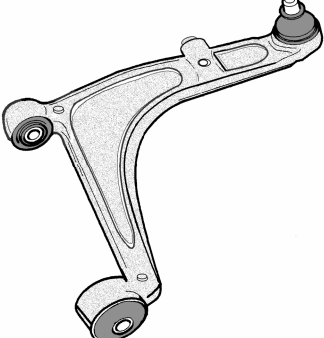


VERGLEICH-NR. CROSS-REF.-NO.	HEYD-NR.	BENENNUNG / ABMESSUNG DESCRIPTION / DIMENSION	EINBAU POSITION	BILD FIGURE
<i>MANUELLE LENKUNG / MANUAL STEERING</i>				
<b>1 603 009</b> 324 050 26 087 868	<b>P 01.72</b>	Spurstangengel. Innengew. Tie rod end, internal thread M12x1,5 RH	L+R  ⇔⇔	
<b>322 155</b> 26 030 411	<b>P 01.74</b>	Axialgelenk Axial joint M12x1,5 RH	L+R ⇔ ⇔	
<i>SERVOLENKUNG / POWER STEERING</i>				
<b>324 066</b> 26 065 265	<b>P 01.78</b>	Spurstangengel. Innengew. Tie rod end, internal thread M12x1,5 RH	L+R  ⇔⇔	
<b>322 158</b> 26 032 284	<b>P 01.75</b>	Axialgelenk Axial joint M12x1,5 RH	L+R ⇔ ⇔	
<b>352 041</b> 24 428 977	<b>P 01.87</b>	Querlenker mit Gummilager Control arm with bushing Vorderachse/ front axle	L ↓	
<b>352 042</b> 24 428 978	<b>P 01.86</b>	Querlenker mit Gummilager Control arm with bushing Vorderachse/ front axle	R ↓	
<b>352 803</b> 9 196 394	<b>P 01.97</b>	Traggelenk Suspension joint Ø15 mm	L+R ↓	
<b>350 610</b> 90 496 116	<b>P 06.43</b>	Koppelstange, Vorderachse Stabiizer link, front axle	L+R  ↗↘  	



OPEL

**MOVANO COMBI (J9)**  
1,9DTI/2,2DTI/2,5D/2,5DTI/2,5CDTI/2,8CTI/3,0DTI  
**MOVANO KASTEN (F9)**  
1,9DTI/2,2DTI/2,5D/2,5DTI/2,5CDTI/2,8DTI/3,0DTI  
**MOVANO PRITSCH (U9,E9)**  
2,2DTI/2,5D/2,5DTI/2,5CDTI/2,8CTI/3,0DTI  
**MOVANO KIPPER (H9)**  
2,2DTI/2,5D/2,5DTI/2,5CDTI/2,8CTI

Ltr.	1,9D/2,2D 2,5D/2,8D/3,0D	Baujahr Year	07/1998 -
	1,9D/2,2D 2,5D/2,8D/3,0D		01/1999 -
	2,2D/2,5D 2,8D/3,0D		07/1998 -
	2,2D 2,5D/2,8D		01/1999 -

VERGLEICHS-NR. CROSS-REF.-NO.	HEYD-NR.	BENENNUNG / ABMESSUNG DESCRIPTION / DIMENSION	EINBAU POSITION	BILD FIGURE
<b>45 01 262</b> 9 161 562 7701 470 363	<b>RT 14.71</b>	Spurstangengel.Innengew. Tie rod end, internal thread M16x1,5 RH	L  ←	
<b>45 01 263</b> 9 161 563 7701 470 364	<b>RT 14.70</b>	Spurstangengel.Innengew. Tie rod end, internal thread M16x1,5 RH	R ⇒	
<b>45 01 261</b> 9 161 561 7701 470 362	<b>RT 14.73</b>	Axialgelenk Axial joint M16X1,5 RH	L+R ⇒ ←	
<b>44 04 047</b> 93 192 689 7701 302 118	<b>RT 14.81</b>	Querlenker mit Gummilager Control arm with bushing Vorderachse / front axle	L ↓	
<b>44 04 048</b> 93 192 690 7701 302 119	<b>RT 14.80</b>	Querlenker mit Gummilager Control arm with bushing Vorderachse / front axle	R ↓	
<b>45 00 254</b> 9 160 554 7700 312 851	<b>RT 14.90</b>	Führungsgelenk, Vorderachse Suspension joint, front axle	L+R ↑	
<b>45 00 255</b> 9 160 555 7700 312 852	<b>RT 14.91</b>	Führungsgelenk, Vorderachse Suspension joint, front axle	L+R ↓	



## OPEL

<b>MOVANO COMBI (J9)</b> 1,9DTI/2,2DTI/2,5D/2,5DTI/2,5CDTI/2,8CTI/3,0DTI	Ltr. 1,9D/2,2D 2,5D/2,8D/3,0D	Baujahr Year	07/1998 -
<b>MOVANO KASTEN (F9)</b> 1,9DTI/2,2DTI/2,5D/2,5DTI/2,5CDTI/2,8DTI/3,0DTI	1,9D/2,2D 2,5D/2,8D/3,0D		01/1999 -
<b>MOVANO PRITSCHKE (U9,E9)</b> 2,2DTI/2,5D/2,5DTI/2,5CDTI/2,8CTI/3,0DTI	2,2D/2,5D 2,8D/3,0D		07/1998 -
<b>MOVANO KIPPER (H9)</b> 2,2DTI/2,5D/2,5DTI/2,5CDTI/2,8CTI	2,2D 2,5D/2,8D		01/1999 -

VERGLEICHS-NR. CROSS-REF.-NO.	HEYD-NR.	BENENNUNG / ABMESSUNG DESCRIPTION / DIMENSION	EINBAU POSITION	BILD FIGURE
<b>45 00 198</b> 91 160 498 7700 309 070	<b>RT 14.41</b>	Pendelstütze Vorderachse Self-alignment link front axle	L   ↻   	
<b>45 00 199</b> 91 160 499 7700 309 071		Pendelstütze Vorderachse Self-alignment link front axle	R   ↻   	

## OPEL



<b>VIVARO COMBI</b> 2,0ECOTEC/2.016V 1,9DI/1,9DTI/2,0CDTI/2,5DTI/2,5CDTI	Ltr. 2,0 1,9D/2,0D/2,5D	Baujahr Year	08/2001 -
<b>VIVARO KASTEN (F9)</b> 2,0ECOTEC/2.016V 1,9DI/1,9DTI/2,0CDTI/2,5DTI/2,5CDTI	2,0 1,9D/2,0D/2,5D		08/2001 -
<b>VIVARO PRITSCHKE (E7)</b> 2,0ECOTEC/2.016V 1,9DTI/2,0CDTI/2,5CDTI	2,0 1,9D/2,0D/2,5D		01/2007 -

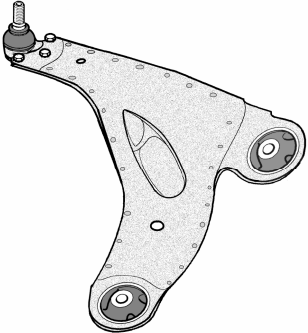
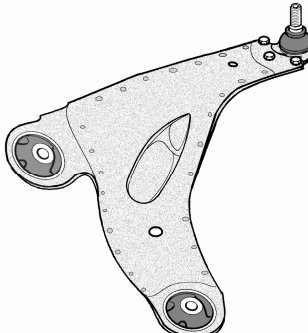

VERGLEICHS-NR. CROSS-REF.-NO.	HEYD-NR.	BENENNUNG / ABMESSUNG DESCRIPTION / DIMENSION	EINBAU POSITION	BILD FIGURE
<b>44 08 510</b> 91 160 043 7701 049 282	<b>RT 14.75</b>	Spurstangengel.Innengew. Tie rod end, internal thread M14x1,5 RH	L   ⇐	
<b>44 08 511</b> 91 160 044 7701 049 283		Spurstangengel.Innengew. Tie rod end, internal thread M14x1,5 RH	R ⇨	
<b>44 08 474</b> 91 160 037 7701 473 333		Axialgelenk Axial joint M14X1,5 RH	L+R ⇨   ⇐	

FORTSETZUNG / CONTINUATION

OPEL



<b>VIVARO COMBI</b>	Ltr. 2,0	Baujahr 08/2001 -
2,0ECOTEC/2.016V	1,9D/2,0D/2,5D	Year
1,9DI/1,9DTI/2,0CDTI/2,5DTI/2,5CDTI		
<b>VIVARO KASTEN (F9)</b>	2,0	08/2001 -
2,0ECOTEC/2.016V	1,9D/2,0D/2,5D	
1,9DI/1,9DTI/2,0CDTI/2,5DTI/2,5CDTI		
<b>VIVARO PRITSCH (E7)</b>	2,0	01/2007 -
2,0ECOTEC/2.016V	1,9D/2,0D/2,5D	
1,9DTI/2,0CDTI/2,5CDTI		

VERGLEICHS-NR. CROSS-REF.-NO.	HEYD-NR.	BENENNUNG / ABMESSUNG DESCRIPTION / DIMENSION	EINBAU POSITION	BILD FIGURE
<b>44 08 958</b> 91 166 462 8200 247 898	<b>RT 14.95</b>	Querlenker mit Gummilager Control arm with bushing Vorderachse / front axle	L ↓	
<b>44 08 959</b> 91 166 461 8200 247 900	<b>RT 14.96</b>	Querlenker mit Gummilager Control arm with bushing Vorderachse / front axle	R ↓	
<b>44 08 958/959*</b> 91 166 461/462* 8200 247 898/900*	<b>RT 14.93</b>	Traggelenk Suspension joint	L+R ↓	
<b>44 08 904</b> 91 167 000 8200 002 870	<b>RT 14.43</b>	Pendelstütze Vorderachse Self-alignment link front axle	L+R 