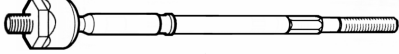

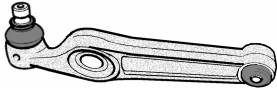

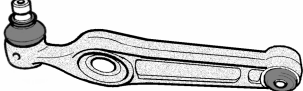


VAUXHALL

AGILA KOMBI
1,012V/1,216V/1,216V Twinport

Ltr. 1,0/1,2,

Baujahr 09/2000 -
Year




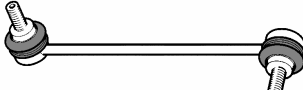

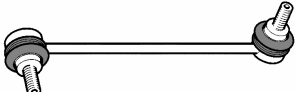
VERGLEICHS-NR. CROSS-REF.-NO.	HEYD-NR.	BENENNUNG / ABMESSUNG DESCRIPTION / DIMENSION	EINBAU POSITION	BILD FIGURE
92 04 752 47 01 745	P 01.03	Axialgelenk Axial joint M12x1,25 RH	L+R ⇔ ⇐	
<i>BIS/TILL FG-NR./CH-NO. 1G075421</i>				
92 10 168 47 05 655 47 01 744	P 01.02	Spurstangengel. Innengew. Tie rod end, internal thread M12x1,25 RH	L+R ⇐⇔	
92 08 987 47 05 172	P 01.81	Querlenker mit Gummilager. Control arm with bushing Vorderachse/ front axle	L ↓	
<i>AB/FROM FG-NR./CH-NO. 1G075422</i>				
92 10 351 47 05 716	P 01.01	Spurstangengel. Innengew. Tie rod end, internal thread M12x1,25 RH	L+R ⇐⇔	
92 12 530 47 05 742	P 01.80	Querlenker mit Gummilager. Control arm with bushing Vorderachse/ front axle	R ↓	

VAUXHALL

ANTARA GELÄNDEWAGEN
2,4/3,2V6
2,0CDTI

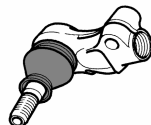




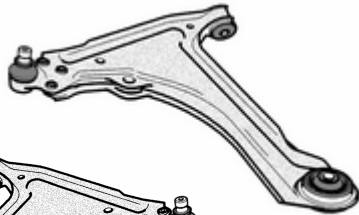
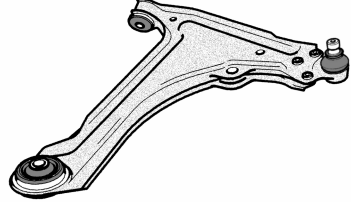
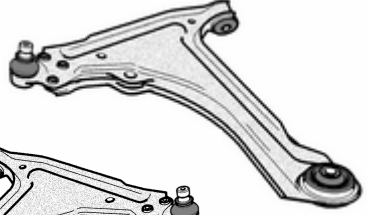
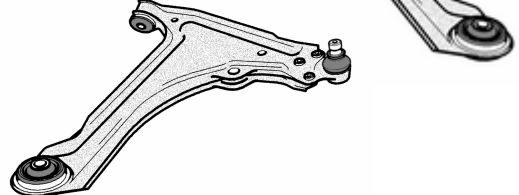
Ltr. 2,4/3,2
2,0D

Baujahr 05/2006 -
Year

VERGLEICHS-NR. CROSS-REF.-NO.	HEYD-NR.	BENENNUNG / ABMESSUNG DESCRIPTION / DIMENSION	EINBAU POSITION	BILD FIGURE
48 03 429	P 01.06	Spurstangengel. Innengew. Tie rod end, internal thread	L+R ⇐⇔	
	P 01.93	Führungsgelenk, Vorderachse Suspension joint, front axle	L+R ↓	
96 626 247 48 06 304	P 01.40	Koppelstange, Vorderachse Stabilizer link, front axle	L ⇐ 	
96 626 248 48 06 305	P 01.41	Koppelstange, Vorderachse Stabilizer link, front axle	R ⇐ 	

VAUXHALL



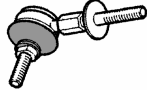




ASTRA MK III 1,4i/16V/1,4Si/1,6i/16V/1,8i/16V/2,0i/16V 1,7D/1,7TD/1,7TDS	Ltr. 1,4/1,6/1,8/2,0 1,7D	Baujahr Year 09/1991 - 09/1998
ASTRA MK III CONVATIBLE 1,4i/1,4i16V/1,6i/1,8i16V/2,0i	1,4/1,6/1,8/2,0	03/1993 - 03/2001
ASTRA MK III ESTATE 1,4i/Si/16V/S/1,6i/Si/16V/1,8i/16V/2,0i/16V 1,7D/1,7TD	1,4/1,6/1,8/2,0 1,7D	09/1991 - 01/1998
ASTRA MK III CC 1,4i/16V/1,4Si/1,6i/16V/1,8i/16V/2,0i/16V 1,7D/1,7TD/1,7TDS	1,4/1,6/1,8/2,0 1,7D	09/1991 - 01/1998
ASTRA MK III ASTRAVAN 1,4i/1,6i/ 1,7D/1,7TD	1,4/1,6 1,7D	10/1991 - 08/1998

VERGLEICHS-NR. CROSS-REF.-NO.	HEYD-NR.	BENENNUNG / ABMESSUNG DESCRIPTION / DIMENSION	EINBAU POSITION	BILD FIGURE
903 69 704 324 055	P 15.76	Spurstangengele. Innengew. Tie rod end, internal thread M16x2,0 RH	L ⇐	
903 73 521 322 147	P 15.57	Gelenkstange Ball joint rod M16x2,0 LH	L ⇐ ⇐	
903 69 705 324 056	P 15.77	Spurstangengele. Innengew. Tie rod end, internal thread M16x2,0 LH	R ⇐	
903 73 522 322 146	P 15.56	Gelenkstange Ball joint rod M16x2,0 RH L	R ⇐ ⇐	
903 73 523 322 577	P 15.81	Einstellbolzen Adjustment bolt M16x2,0 LH+RH	L+R ⇐ ⇐	
<i>BIS/TILL FG-NR./CH-NO.R2 595225/R5 111734/R6 036587/R8 145949</i>				
904 95 159 352 193	P 15.99	Querlenker mit Gummilager. Control arm with bushing Vorderachse/ front axle	L ↓	
904 95 160 352 192	P 15.98	Querlenker mit Gummilager Control arm with bushing	R ↓	
<i>AB/FROM FG-NR./CH-NO.R2 595226/R5 111735/R6 036588/R8 145950</i>				
90 495 103 53 52 001	P 15.87	Querlenker mit Gummilager. Control arm with bushing Vorderachse/ front axle	L ↓	
90 495 104 53 52 000	P 15.86	Querlenker mit Gummilager. Control arm with bushing Vorderachse/ front axle	R ↓	

FORTSETZUNG / CONTINUATION

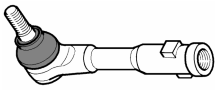

VAUXHALL

ASTRA MK III 1,4i/16V/1,4Si/1,6i/16V/1,8i/16V/2,0i/16V 1,7D/1,7TD/1,7TDS	Ltr. 1,4/1,6/1,8/2,0 1,7D	Baujahr Year 09/1991 - 09/1998
ASTRA MK III CONVATIBLE 1,4i/1,4i16V/1,6i/1,8i16V/2,0i	1,4/1,6/1,8/2,0	03/1993 - 03/2001
ASTRA MK III ESTATE 1,4i/Si/16V/S/1,6i/Si/16V/1,8i/16V/2,0i/16V 1,7D/1,7TD	1,4/1,6/1,8/2,0 1,7D	09/1991 - 01/1998
ASTRA MK III CC 1,4i/16V/1,4Si/1,6i/16V/1,8i/16V/2,0i/16V 1,7D/1,7TD/1,7TDS	1,4/1,6/1,8/2,0 1,7D	09/1991 - 01/1998
ASTRA MK III ASTRAVAN 1,4i/1,6i/ 1,7D/1,7TD	1,4/1,6 1,7D	10/1991 - 08/1998

VERGLEICHS-NR. CROSS-REF.-NO.	HEYD-NR.	BENENNUNG / ABMESSUNG DESCRIPTION / DIMENSION	EINBAU POSITION	BILD FIGURE
90 297 863 1 603 163/167	P 15.91	Traggelenk Suspension joint	L+R ↓	
90 495 045 350 263	P 15.43	Pendelstütze Self-alignment link	L+R ↗↘ 	
90 278 579 350 260	P 15.41	Pendelstütze Self-alignment link Ø22 mm	↗↘ 	
90 278 577 350 261	P 15.42	Pendelstütze Self-alignment link Ø18 mm	↗↘ 	

VAUXHALL

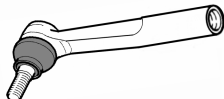





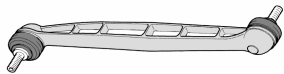
ASTRA MK IV 1,216V/1,4/16V/1,6/16V/1,816V/2,016V 1,7TD/1,7DTI/1,7CDTI/2,0DI/2,0DTI16V/2,2DTI	Ltr. 1,2/1,4/1,6 1,8/2,0 1,7D/2,0D/2,2D	Baujahr Year 09/1998 -
ASTRA MK IV CC 1,216V/1,4/16V/1,6/16V/1,816V/2,016V/2,0SRI/2,216V 1,7TD/1,7DTI/1,7CDTI/2,0DI/2,0DTI16V/2,2DTI	1,2/1,4/1,6 1,8/2,0/2,2 1,7D/2,0D/2,2D	02/1998 -
ASTRA MK IV ESTATE 1,216V/1,4/16V/1,6/16V/1,816V/2,016V/2,216V 1,7TD/1,7DTI/1,7CDTI/2,0DI/2,0DTI16V	1,2/1,4/1,6 1,8/2,0/2,2 1,7D/2,0D/2,2D	02/1998 -
ASTRA MK IV COUPE 1,816V/2,016VTurbo/2,216V	1,8/2,0/2,2	03/2000 -
ASTRA MK IV CONVATIBLE 1,6/16V/1,816V/2,0Turbo/2,216V	1,6/1,8/2,0/2,2	03/2001 -
ASTRA MK IV ASTRAVAN 1,6/ 1,7TD/1,7CDTI/2,0DI/2,0DTI	1,6 1,7D/2,0D	08/1998 -

VERGLEICHS-NR. CROSS-REF.-NO.	HEYD-NR.	BENENNUNG / ABMESSUNG DESCRIPTION / DIMENSION	EINBAU POSITION	BILD FIGURE
91 18 127 1 603 214	P 16.72	Spurstangengel. Innengew. Tie rod end, internal thread M14x1,5	L+R ↔↔	
26 059 293 1 603 213	P 16.50	Axialspurstange Axial tie rod M14x1,5	L+R ↔↔	

FORTSETZUNG / CONTINUATION

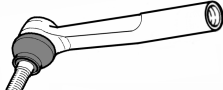
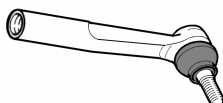
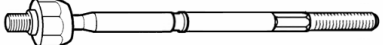
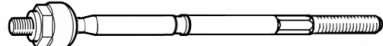




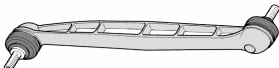


VAUXHALL

ASTRA MK IV 1,216V/1,4/16V/1,6/16V/1,816V/2,016V 1,7TD/1,7DTI/1,7CDTI/2,0DI/2,0DTI16V/2,2DTI	Ltr. 1,2/1,4/1,6 1,8/2,0 1,7D/2,0D/2,2D	Baujahr Year 09/1998 -
ASTRA MK IV CC 1,216V/1,4/16V/1,6/16V/1,816V/2,016V/2,0SRI/2,216V 1,7TD/1,7DTI/1,7CDTI/2,0DI/2,0DTI16V/2,2DTI	1,2/1,4/1,6 1,8/2,0/2,2 1,7D/2,0D/2,2D	02/1998 -
ASTRA MK IV ESTATE 1,216V/1,4/16V/1,6/16V/1,816V/2,016V/2,216V 1,7TD/1,7DTI/1,7CDTI/2,0DI/2,0DTI16V	1,2/1,4/1,6 1,8/2,0/2,2 1,7D/2,0D/2,2D	02/1998 -
ASTRA MK IV COUPE 1,816V/2,016VTurbo/2,216V	1,8/2,0/2,2	03/2000 -
ASTRA MK IV CONVATIBLE 1,6/16V/1,816V/2,0Turbo/2,216V	1,6/1,8/2,0/2,2	03/2001 -
ASTRA MK IV ASTRAVAN 1,6/ 1,7TD/1,7CDTI/2,0DI/2,0DTI	1,6 1,7D/2,0D	08/1998 -

VERGLEICHS-NR. CROSS-REF.-NO.	HEYD-NR.	BENENNUNG / ABMESSUNG DESCRIPTION / DIMENSION	EINBAU POSITION	BILD FIGURE
<i>SYSTEM TRW</i> 93 186 537 26 059 294 1 603 215	P 16.71	Spurstangengel. Innengew. Tie rod end, internal thread M14x1,5	L+R ⇔	
93 189 450 1 603 216	P 16.51	Axialspurstange Axial tie rod M14x1,5	L+R ⇔	
90 498 735 53 52 016	P 16.97	Querlenker mit Gummilager. Control arm with bushing Vorderachse/ front axle	L ↓	
90 498 736 53 52 017	P 16.96	Querlenker mit Gummilager. Control arm with bushing Vorderachse/ front axle	R ↓	
90 542 995 90 512 982 352 829/830	P 07.95	Führungsgelenk, Vorderachse Suspension joint, front axle Ø18 mm	L+R ↓	
90 498 745 350 614 350 611	P 15.44	Koppelstange, Vorderachse Stabilizer link, front axle	L+R ↗↘ 	

VAUXHALL

ASTRA MK V CC 1,4/1,6/1,8/2,0Turbo 1,3CDTI/1,7CDTI/1,9CDTI/1,9CDTI16V	Ltr. 1,4/1,6/1,8/2,0 1,3D/1,7D/1,9D	Baujahr Year 03/2004 -
ASTRA MK V SPORT HATCH 1,6/1,8/2,0Turbo 1,7CDTI/1,9CDTI	1,6/1,8/2,0 1,7D/1,9D	02/2005 -
ASTRA MK V ESTATE 1,4/1,6/1,8/2,0Turbo 1,3CDTI/1,7CDTI/1,9CDTI/1,9CDTI16V	1,4/1,6/1,8/2,0 1,3D/1,7D/1,9D	08/2004 -
ASTRA H TWIN-TOP CABRIOLET 1,6	1,6	01/2006 -

VERGLEICHS-NR. CROSS-REF.-NO.	HEYD-NR.	BENENNUNG / ABMESSUNG DESCRIPTION / DIMENSION	EINBAU POSITION	BILD FIGURE
93 186 333 1 603 289 1 603 258	P 16.61	Spurstangengel. Innengew. Tie rod end, internal thread M14x1,5	L ←	
93 186 332 1 603 288 1 603 257	P 16.60	Spurstangengel. Innengew. Tie rod end, internal thread M14x1,5	R →	
93 181 229 1 603 264	P 16.63	ZF-LENKUNG Axialspurstange Axial tie rod M14x1,5	L+R ↔	
93 179 557 1 603 256	P 16.64	TRW-LENKUNG Axialspurstange Axial tie rod M14x1,5	L+R ↔	
53 52 029	P 16.93	Querlenker mit Gummilager. Control arm with bushing Vorderachse/ front axle	L ↓	
53 52 039	P 16.94	Querlenker mit Gummilager. Control arm with bushing Vorderachse/ front axle	R ↓	
90 542 995 90 512 982 352 829/830	P 07.95	Führungsgelenk, Vorderachse Suspension joint, front axle	L+R ↓	
90 498 745 350 614 350 611	P 15.44	Koppelstange, Vorderachse Stabilizer link, front axle	L+R ↗ ↘ 	
350 613	P 16.44	Koppelstange, Vorderachse Stabilizer link, front axle	L+R ↗ ↘ 	

VAUXHALL

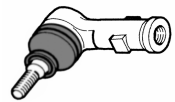
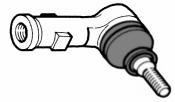

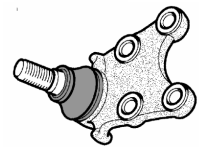
VAUXHALL

BRAVA PICK-UP

2,3/2,3 4x4/
2,2D/4x4/2,5D/4x4/2,5TD/4x4/2,5DTI/4x4

Ltr. 2,3
2,2D/2,5D

Baujahr 06/1990 -
Year

VERGLEICHS-NR. CROSS-REF.-NO.	HEYD-NR.	BENENNUNG / ABMESSUNG DESCRIPTION / DIMENSION	EINBAU POSITION	BILD FIGURE
97 020 953 920 373 324 057	P 16.75	Spurstangengel. Innengew. Tie rod end, internal thread M14x1,5 RH	L+R ⇔⇐	
97 020 954 324 058	P 16.76	Spurstangengel. Innengew. Tie rod end, internal thread M14x1,5 LH	L+R ⇐⇔	
94 459 453 310 821	P 16.90	Führungsgelenk, Vorderachse Suspension joint, front axle	L+R ↑	
94 459 465 352 828	P 16.95	Führungsgelenk, Vorderachse Suspension joint, front axle	L+R ↓	

VAUXHALL

CALIBRA

2,0i/4x4/2,0i16V/4x4/2,0iTurbo4x4/2,5V6

Ltr. 2,0/2,0/2,5

Baujahr 06/1990 - 07/1997
Year

CAVALIER Mk III (87)

1,4S/1,6/1,6i/1,8/iKat/2,0i/16V/4x4/Kat/
2,0iTurbo 4x4/SRI/SRI16V/2,5V6/ 1,7D/1,7TD

1,4/1,6/1,8/2,0/2,5
1,7D

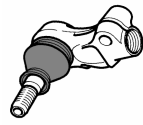



09/1988 - 03/1994

CAVALIER Mk III CC

1,4S/1,6/1,6i/1,8/iKat/2,0i/16V/4x4/SRI/2,5V6
1,7D/1,7TD


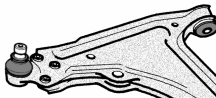
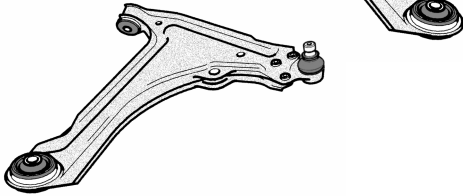
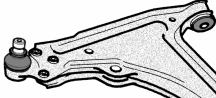
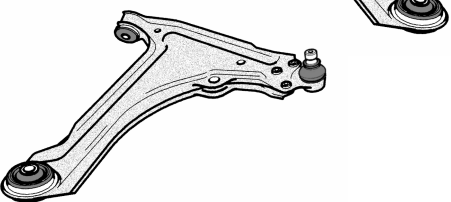







1,4/1,6/1,8/2,0/2,5
1,7D

09/1988 - 03/1994

VERGLEICHS-NR. CROSS-REF.-NO.	HEYD-NR.	BENENNUNG / ABMESSUNG DESCRIPTION / DIMENSION	EINBAU POSITION	BILD FIGURE
90 369 704 324 055	P 15.76	Spurstangengele. Innengew. Tie rod end, internal thread M16x2,0 RH	L ⇐	
90 373 521 322 147	P 15.57	Gelenkstange Ball joint rod M16x2,0 LH	L ⇔ ⇐	
90 369 705 324 056	P 15.77	Spurstangengele. Innengew. Tie rod end, internal thread M16x2,0 LH	R ⇔	
90 373 522 322 146	P 15.56	Gelenkstange Ball joint rod M16x2,0 RH	R ⇔ ⇐	

VAUXHALL

CALIBRA 2,0i/4x4/2,0i16V/4x4/2,0iTurbo4x4/2,5V6	Ltr. 2,0/2,0/2,5	Baujahr Year 06/1990 - 07/1997
CAVALIER Mk III (87) 1,4S/1,6/1,6i/1,8iKat/2,0i/16V/4x4/Kat/ 2,0iTurbo 4x4/SRI/SRI16V/2,5V6/ 1,7D/1,7TD	1,4/1,6/1,8/2,0/2,5 1,7D	09/1988 - 03/1994
CAVALIER Mk III CC 1,4S/1,6/1,6i/1,8iKat/2,0i/16V/4x4/SRI/2,5V6 1,7D/1,7TD	1,4/1,6/1,8/2,0/2,5 1,7D	09/1988 - 03/1994

VERGLEICHS-NR. CROSS-REF.-NO.	HEYD-NR.	BENENNUNG / ABMESSUNG DESCRIPTION / DIMENSION	EINBAU POSITION	BILD FIGURE
90 373 523 322 577	P 15.81	Einstellbolzen Adjustment bolt M16x2,0 LH+RH	L+R ⇔ ⇐	
<i>NICHT FÜR/NOT FOR 4X4 MODELLE/MODELS/ BIS/TILL FG-NR./CH-NO.R1049313/R51122556/R7540515/R9 003 126</i>				
90 495 159 352 193	P 15.99	Querlenker mit Gummilager. Control arm with bushing Vorderachse/ front axle	L ↓	
90 495 160 352 192	P 15.98	Querlenker mit Gummilager. Control arm with bushing Vorderachse/ front axle	R ↓	
<i>AB/FROM FG-NR./CH-NO. .R1049314/R51122557/R7540516/R9 003 127</i>				
90 495 103 53 52 001	P 15.87	Querlenker mit Gummilager. Control arm with bushing Vorderachse/ front axle	L ↓	
90 495 104 53 52 000	P 15.86	Querlenker mit Gummilager. Control arm with bushing Vorderachse/ front axle	R ↓	
90 297 863 1 603 163/167	P 15.91	Führungsgelenk, Vorderachse Suspension joint, front axle	L+R ↓	
90 278 579 350 260	P 15.41	Koppelstange, Vorderachse Stabiizer link, front axle Ø22 mm	L+R ↻↻ 	
90 278 577 350 261	P 15.42	Koppelstange, Vorderachse Stabiizer link, front axle Ø18 mm	L+R ↻↻ 	
<i>AB/FROM FG-NR./CH-NO.R1049315, R5112257, R7540516</i>				
90 495 045 350 263	P 15.43	Pendelstütze Self-alignment link	L+R ↻↻ 	

VAUXHALL

CARLTON Mk III
1,8/N/S/2,0/2,0i/2,4i/2,6i/3000/Kat/24V
3,0/3,024V/3,624V
2,3D/2,3TD/2,3TD Interc.




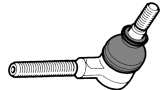

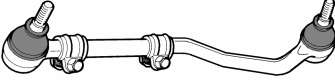
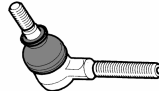



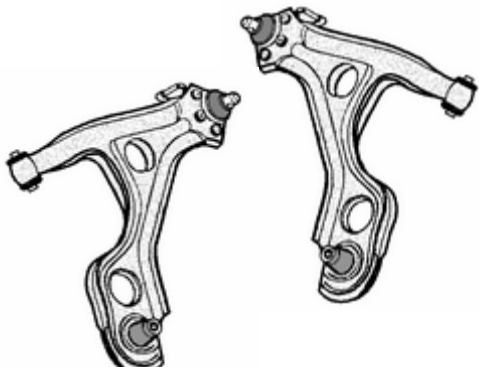
Ltr. 1,8/2,0/2,4/2,6/3,0/3,6
2,3D/2,2D/2,3D

Baujahr 09/1986 - 03/1994
Year

CARLTON Mk III **ESTATE**
1,8/N/S/2,0/2,0i/2,4i/2,6i/3,0/3,024V
2,3D/2,3TD/2,3TD Interc.

1,8/2,0/2,4/2,6/3,0
2,3D/2,2TD/2,3TD

09/1986 - 03/1994

VERGLEICH-NR. CROSS-REF.-NO.	HEYD-NR.	BENENNUNG / ABMESSUNG DESCRIPTION / DIMENSION	EINBAU POSITION	BILD FIGURE
<i>SERVOLENKUNG / POWER STEERING</i>				
90 392 553 322 148	P 06.63	Spurstange, fest Tie rod, fixed K15	C ⇔	
<i>MODELLE/MODELS DIESEL</i>				
90 369 125 322 145	P 06.58	Spurstange, fest Diesel Tie rod, fixed K15	C ⇔	
90 510 641 322 173	P 06.68	Spurstange, verstellbar Tie rod, adjustable K15	L ⇔	
90 510 639 322 171	P 06.73	Spurstangengelenk Tie rod end M14x1,5 LH	L ⇔ ⇔	
90 510 643 322 175	P 06.74	Spurstangengelenk Tie rod end M14x1,5 LH	L ⇔	
90 510 642 322 174	P 06.69	Spurstange, verstellbar Tie rod, adjustable K15	R ⇔	
90 510 640 322 172	P 06.78	Spurstangengelenk Tie rod end M14x1,5 RH	R ⇔ ⇔	
90 510 644 322 176	P 06.77	Spurstangengelenk Tie rod end M14x1,5 LH	R ⇔	
90 334 045 322 153	P 06.79	Spurstangenrohr Tie rod tube M14x1,5 L/R	L+R ⇔ ⇔	
90 288 387 352 135	P 06.91	Querlenker mit Gummilager. Control arm with bushing Vorderachse/ front axle	L ↓	
90 288 388 352 136	P 06.92	Querlenker mit Gummilager. Control arm with bushing Vorderachse/ front axle	R ↓	

VAUXHALL

CARLTON MK III
1,8/N/S/2,0/2,0i/2,4i/2,6i/3000/Kat/24V
3,0/3,024V/3,624V
2,3D/2,3TD/2,3TD Interc.


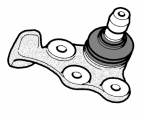


Ltr. 1,8/2,0/2,4/2,6/3,0/3,6
2,3D/2,2D/2,3D

Baujahr 09/1986 - 03/1994
Year

CARLTON MK III **ESTATE**
1,8/N/S/2,0/2,0i/2,4i/2,6i/3,0/3,024V
2,3D/2,3TD/2,3TD Interc.

1,8/2,0/2,4/2,6/3,0
2,3D/2,2TD/2,3TD

09/1986 - 03/1994

VERGLEICHS-NR. CROSS-REF.-NO.	HEYD-NR.	BENENNUNG / ABMESSUNG DESCRIPTION / DIMENSION	EINBAU POSITION	BILD FIGURE
90 272 194 352 826	P 06.98	Führungsgelenk, Vorderachse Suspension joint, front axle Ø18 mm	L ↓	
90 272 195 352 827	P 06.99	Führungsgelenk, Vorderachse Suspension joint, front axle Ø18 mm	R ↓	
90 334 075 350 605	P 06.41	Koppelstange, Vorderachse Stabilizer link, front axle	L+R 	

VAUXHALL

COMBO
1,2/1,4 1,7D

Ltr. 1,2/1,4i/ 1,7D

Baujahr 07/1994 - 10-2001
Year

CORSA
1,0i/12V/1,2i/16V/1,4i/iS/1,4i/16V/1,6i/16V/1,6GSI/16V
1,5D/1,5TD/1,7D

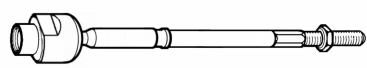
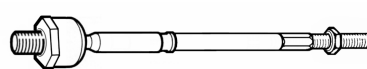
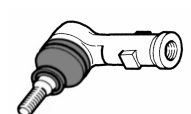
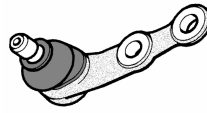
1,0/1,2/1,4/1,6/
1,5D/1,5D/1,7D

03/1993 - 09/2000

CORSAVAN
1,4i/1,7D

1,4/ 1,7D

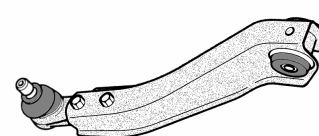
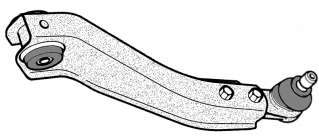


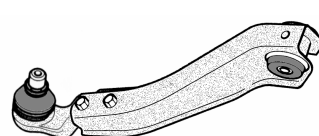
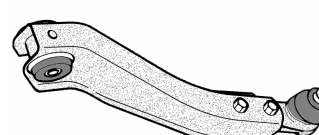
01/1994 - 09/2000

VERGLEICHS-NR. CROSS-REF.-NO.	HEYD-NR.	BENENNUNG / ABMESSUNG DESCRIPTION / DIMENSION	EINBAU POSITION	BILD FIGURE
<i>MANUELLE LENKUNG / MANUAL STEERING</i>				
26 030 411 322 155	P 01.74	Axialgelenk Axial joint M12X1,5 RH	L+R ⇔ ⇐	
<i>SERVOLENKUNG / POWER STEERING</i>				
26 032 284 322 158	P 01.75	Axialgelenk Axial joint M12X1,5 RH	L+R ⇔ ⇐	
<i>BIS/TILL FG-NR./CH-NO. V3023597, V4166925, V6066279</i>				
26 087 868 1 603 009	P 01.72	Spurstangengel.. Innengew. Tie rod end, internal thread M12x1,5 RH	L+R ⇐⇔	
90 444 294 1 603 161/187	P 01.91	Führungsgelenk, Vorderachse Suspension joint, front axle Ø15 mm	L+R ↓	

FORTSETZUNG / CONTINUATION

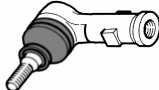
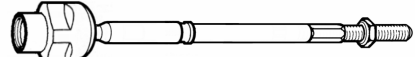
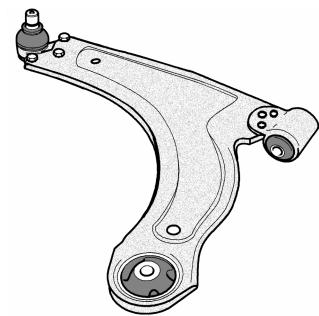
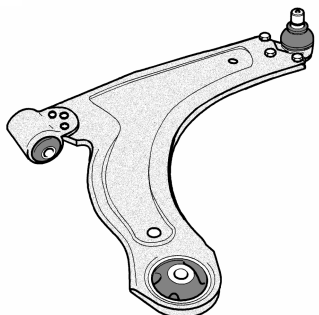
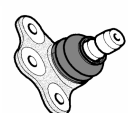

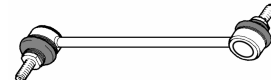
VAUXHALL

COMBO 1,2/1,4 1,7D	Ltr. 1,2/1,4i/ 1,7D	Baujahr Year	07/1994 - 10-2001
CORSA 1,0i12V/1,2i/16V/1,4i/iS/1,4i16V/1,6i16V/1,6GSi16V 1,5D/1,5TD/1,7D	1,0/1,2/1,4/1,6/ 1,5D/1,5D/1,7D		03/1993 - 09/2000
CORSAVAN 1,4i/1,7D	1,4/ 1,7D		01/1994 - 09/2000

VERGLEICHS-NR. CROSS-REF.-NO.	HEYD-NR.	BENENNUNG / ABMESSUNG DESCRIPTION / DIMENSION	EINBAU POSITION	BILD FIGURE
90 511 260 352 003 352 181	P 01.85	Querlenker mit Gummilager. Control arm with bushing Vorderachse/ front axle	L ↓	
90 511 261 352 002 352 182	P 01.84	Querlenker mit Gummilager. Control arm with bushing Vorderachse/ front axle	R ↓	
<i>AB/FROM FG-NR./CH-NO. V6066280</i>				
26 065 265 324 060	P 01.78	Spurstangengel.. Innengew. Tie rod end, internal thread M12x1,5 RH	L+R ↔	
90 542 574 1 603 202	P 01.92	Führungsgelenk, Vorderachse Suspension joint, front axle Ø15 mm	L+R ↓	
90 542 572 53 52 011	P 01.83	Querlenker mit Gummilager. Control arm with bushing Vorderachse/ front axle	L ↓	
90 542 573 53 53 012	P 01.82	Querlenker mit Gummilager. Control arm with bushing Vorderachse/ front axle	R ↓	

VAUXHALL

COMBO 1,4/1,6 1,3CDTI16V/1,7DI16V/1,7DTI16V/1,7CDTI16V	Ltr. 1,4/1,6 1,3D/1,7D	Baujahr Year	09/2001 -
CORSA Mk II 1,012V/1,215V/1,416V/1,816V 1,3CDTI16V/1,7DI16V/1,7DTI16V/1,7CDTI16V	1,0/1,2/1,4/18/ 1,3D1,7D		09/2000 -
CORSAVAN Mk II 1,216V 1,3CDTI16V/1,7DI16V/1,7DTI16V	1,2 1,3D1,7D		09/2000 -

VERGLEICHS-NR. CROSS-REF.-NO.	HEYD-NR.	BENENNUNG / ABMESSUNG DESCRIPTION / DIMENSION	EINBAU POSITION	BILD FIGURE
26 087 868 1 603 009	P 01.72	Spurstangengel. Innengew. Tie rod end, internal thread M12x1,5 RH	L+R ↔⇒	
26 087 867 1 603 008	P 01.76	Axialgelenk Axial joint M12X1,5 RH	L+R ⇒ ↔	
24 428 977 352 041	P 01.87	Querlenker mit Gummilager. Control arm with bushing Vorderachse/ front axle	L ↓	
24 428 978 352 042	P 01.86	Querlenker mit Gummilager. Control arm with bushing Vorderachse/ front axle	R ↓	
9 196 394 352 803	P 01.97	Führungsgelenk, Vorderachse Suspension joint, front axle Ø15 mm	L+R ↓	
90 496 116 350 610	P 06.43	Koppelstange, Vorderachse Stabiliizer link, front axle	L+R ↖↗ 	

VAUXHALL

FRONTERA **GELÄNDEWAGEN**

2,2i/2,4i
2,3TD/2,5TDS/2,8TD

Ltr. 2,2/2,4
2,3D/2,5D/2,8D

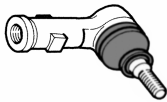




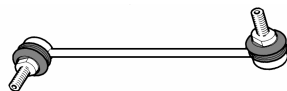

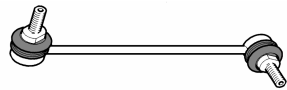
Baujahr 03/1992 - 10/1998
Year

FRONTERA **SPORTGELÄNDEWAGEN**

2,0
2,5TDS/2,8TD

2,0
2,5D/2,8D

03/1992 - 10/1998

VERGLEICHS-NR. CROSS-REF.-NO.	HEYD-NR.	BENENNUNG / ABMESSUNG DESCRIPTION / DIMENSION	EINBAU POSITION	BILD FIGURE
97 020 953 920 373 324 057	P 16.75	Spurstangengel. Innengew. Tie rod end, internal thread M14x1,5 RH	L+R ⇔⇐	
97 020 954 920 374 324 058	P 16.76	Spurstangengel. Innengew. Tie rod end, internal thread M14x1,5 LH	L+R ⇐⇔	
94 459 453 310 821	P 16.90	Führungsgelenk, Vorderachse Suspension joint, front axle	L+R ↑	
94 459 465 352 828	P 16.95	Führungsgelenk, Vorderachse Suspension joint, front axle	L+R ↓	
<i>AB/FROM FG-NR./CH-NO. SV720103</i>				
94 374 424 310 823	P 16.91	Führungsgelenk, Vorderachse Suspension joint, front axle	L+R ↑	
53 52 019 350 607	P 16.41	Koppelstange, Vorderachse Stabiliizer link, front axle	L ↻ 	
53 52 020 350 608	P 16.42	Koppelstange, Vorderachse Stabiliizer link, front axle	R ↻ 	

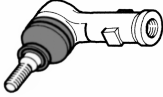





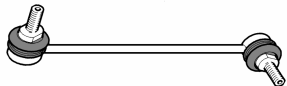
VAUXHALL

FRONTERA Mk II GELÄNDEWAGEN
2,2i/3,2i
2,2DTI

Ltr. 2,2/3,2
2,2D

Baujahr
Year

10/1998 -

VERGLEICHS-NR. CROSS-REF.-NO.	HEYD-NR.	BENENNUNG / ABMESSUNG DESCRIPTION / DIMENSION	EINBAU POSITION	BILD FIGURE
97 184 821 900 907	P 16.65	Spurstangengel. Innengew. Tie rod end, internal thread M14x1,5 RH	L+R ↔	
94 459 453 310 821	P 16.90	Führungsgelenk, Vorderachse Suspension joint, front axle	L+R ↑	
94 374 424 310 823	P 16.91	Führungsgelenk, Vorderachse Suspension joint, front axle	L+R ↑	
53 52 019 350 607	P 16.41	Koppelstange, Vorderachse Stabilizer link, front axle	L ↯ 	
53 52 020 350 608	P 16.42	Koppelstange, Vorderachse Stabilizer link, front axle	R ↷ 	

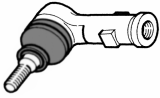
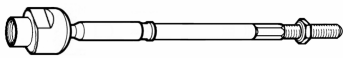
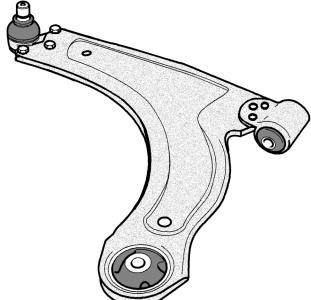
VAUXHALL

MERIVA GROSSRAUMLIMOUSINE
1,416VTwinp/1,6/1,616V/1,6Turbo/1,816V
1,3CDTI/1,7DTI/1,7CDTI

Ltr. 1,4/1,6/1,8/
1,3/1,7D

Baujahr
Year

05/2003 -

VERGLEICHS-NR. CROSS-REF.-NO.	HEYD-NR.	BENENNUNG / ABMESSUNG DESCRIPTION / DIMENSION	EINBAU POSITION	BILD FIGURE
26 102 923 1 603 240	P 17.70	Spurstangengel. Innengew. Tie rod end, internal thread M14x1,5 RH	L+R ↔	
1 603 016	P 17.72	Axialgelenk Axial joint M14X1,5 RH	L+R ↔ ↔	
93 388 568 53 52 027	P 17.93	Querlenker mit Gummilager. Control arm with bushing Vorderachse/ front axle	L ↓	

VAUXHALL

FORTSETZUNG / CONTINUATION

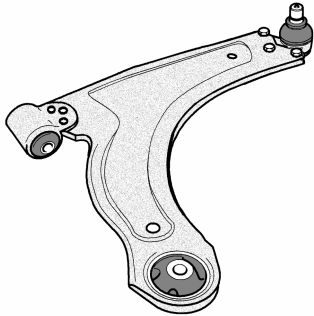



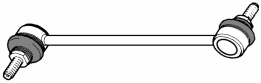
VAUXHALL

MERIVA **GROSSRAUMLIMOUSINE**
1,416VTwinp/1,6/1,616V/1,6Turbo/1,816V
1,3CDTI/1,7DTI/1,7CDTI

Ltr. 1,4/1,6/1,8/
1,3/1,7D

Baujahr 05/2003 -
Year



VERGLEICHS-NR. CROSS-REF.-NO.	HEYD-NR.	BENENNUNG / ABMESSUNG DESCRIPTION / DIMENSION	EINBAU POSITION	BILD FIGURE
93 388 569 53 52 028	P 17.94	Querlenker mit Gummilager. Control arm with bushing Vorderachse/ front axle	R ↓	
93 174 598 53 52 025	P 17.90	Führungsgelenk, Vorderachse Suspension joint, front axle	L ↓	
93 174 599 53 52 026	P 17.91	Führungsgelenk, Vorderachse Suspension joint, front axle	R ↓	
90 496 116 350 610	P 06.43	Koppelstange, Vorderachse Stabilizer link, front axle	L+R ↔↗ 	

VAUXHALL

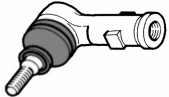
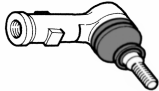

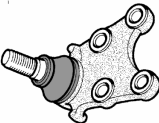
MONTEREY **GELÄNDEWAGEN**
3,2 3,1TD
MONTEREY MK II **GELÄNDEWAGEN**
3,5V624V/ 3,0DTI

Ltr. 3,2/3,1D

Baujahr 09/1991 - 07/1998
Year

3,5/3,0TD

07/1998 - 08/1999

VERGLEICHS-NR. CROSS-REF.-NO.	HEYD-NR.	BENENNUNG / ABMESSUNG DESCRIPTION / DIMENSION	EINBAU POSITION	BILD FIGURE
97 020 953 920 373 324 057	P 16.75	Spurstangengele. Innengew. Tie rod end, internal thread M14x1,5 RH	L+R ⇔ ↔	
97 020 954 920 374 324 058	P 16.76	Spurstangengele. Innengew. Tie rod end, internal thread M14x1,5 LH	L+R ↔⇔	
94 459 453 310 821	P 16.90	Führungsgelenk, Vorderachse Suspension joint, front axle	L+R ↑	
94 459 465 352 828	P 16.95	Führungsgelenk, Vorderachse Suspension joint, front axle	L+R ↓	

FORTSETZUNG / CONTINUATION

VAUXHALL

MONTEREY GELÄNDEWAGEN
3,2 3,1TD


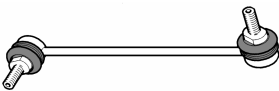


Ltr. 3,2/3,1D

Baujahr
Year 09/1991 - 07/1998

MONTEREY Mk II GELÄNDEWAGEN
3,5V624V/ 3,0DTI

3,5/3,0TD

07/1998 - 08/1999

VERGLEICHS-NR. CROSS-REF.-NO.	HEYD-NR.	BENENNUNG / ABMESSUNG DESCRIPTION / DIMENSION	EINBAU POSITION	BILD FIGURE
53 52 019 350 607	P 16.41	Koppelstange, Vorderachse Stabilizer link, front axle	L ↗ 	
53 52 020 350 608	P 16.42	Koppelstange, Vorderachse Stabilizer link, front axle	R ↘ 	

VAUXHALL

NOVA
1,0/1,2N/1,2S/1,3i/1,3S/1,4S
1,5D/1,5TD

Ltr. 1,0/1,2/1,3/1,4/
1,5D

Baujahr
Year 09/1982 - 02/1993

NOVA CC
1,0/1,2i/Kat/N/S/1,3i/Kat/S/1,4i/S/iS/1,6GSI/Kat
1,5D/1,5TD

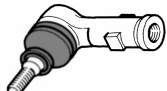
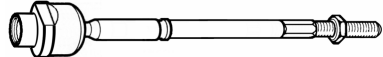
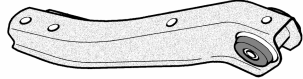
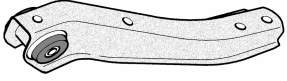

1,0/1,2/1,3/1,4/1,6
1,5D

05/1983 - 03/1993

NOVAVAN
1,2/ 1,5D

1,2
1,5D

01/1990 - 10/1994

VERGLEICHS-NR. CROSS-REF.-NO.	HEYD-NR.	BENENNUNG / ABMESSUNG DESCRIPTION / DIMENSION	EINBAU POSITION	BILD FIGURE
26 087 868 1 603 009	P 01.72	Spurstangengele. Innengew. Tie rod end, internal thread M12x1,5 RH	L+R ⇄	
26 010 028 322 149	P 01.51	Axialgelenk Axial joint M12X1,5 RH	L+R ⇄ ⇄	
90 166 390 352 043	P 01.95	Querlenker mit Gummilager. Control arm with bushing Vorderachse/ front axle	L ↓	
90 166 391 352 044	P 01.96	Querlenker mit Gummilager. Control arm with bushing Vorderachse/ front axle	R ↓	
90 444 294 1 603 161/187	P 01.91	Führungsgelenk, Vorderachse Suspension joint, front axle Ø15	L+R ↓	

VAUXHALL


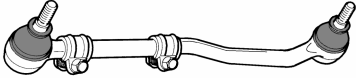

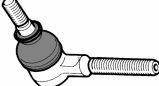
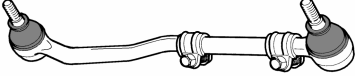

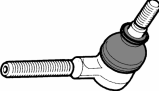
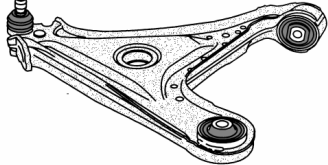
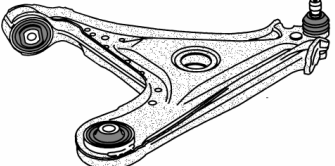



OMEGA
2,0/16V/2,216V/2,516V/2,6V6/3,0V6/3,2V6
2,0DTI16V/2,2DTI16V/2,5TD/2,5DTI
OMEGA **ESTATE**
2,0/16V/2,216V/2,516V/2,6V6/3,0V6/3,2V6
2,0DTI16V/2,2DTI16V/2,5TD/2,5DTI

Ltr. 2,0/2,2/2,5/2,6/3,0/3,2/
2,0D/2,2D/2,5D

Baujahr 12/1993 -
Year

2,0/2,2/2,5/2,6/3,0/3,2/
2,0DTI/2,2DTI/2,5TD

12/1993 -



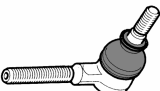

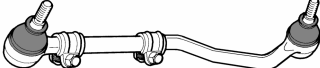
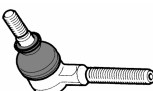




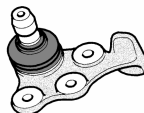


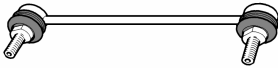
VERGLEICHS-NR. CROSS-REF.-NO.	HEYD-NR.	BENENNUNG / ABMESSUNG DESCRIPTION / DIMENSION	EINBAU POSITION	BILD FIGURE
90 510 647 322 166	P 07.52	Spurstange, fest Tie rod, fixed K15	C ⇔	
90 510 650 322 168	P 07.54	Spurstange, verstellbar Tie rod, adjustable K15	R ⇒	
90 510 654 324 060	P 07.71	Spurstangengelenk Tie rod end M14x1,5 LH	R ⇒	
90 510 651 324 061	P 07.72	Spurstangengelenk Tie rod end M14x1,5 RH	R ⇒ ⇐	
90 510 649 322 169	P 07.55	Spurstange, verstellbar Tie rod, adjustable K15	L ⇐	
90 510 653 324 059	P 07.74	Spurstangengelenk Tie rod end M14x1,5 RH	L ⇐	
90 510 652 324 062	P 07.73	Spurstangengelenk Tie rod end M14x1,5 LH	R ⇒ ⇐	
90 576 788 53 52 007	P 07.93	Querlenker mit Gummilager. Control arm with bushing Vorderachse/ front axle	L ↓	
90 576 789 53 52 008	P 07.92	Querlenker mit Gummilager. Control arm with bushing Vorderachse/ front axle	R ↓	
90 542 995 90 512 982 352 829/830	P 07.95	Führungsgelenk, Vorderachse Suspension joint, front axle	L+R ↓	
90 468 930 350 609	P 06.42	Koppelstange, Vorderachse Stabilizer link, front axle	L+R ⇐ ⇐ 	

VAUXHALL

SENATOR Mk II
2,5i/2,6i/3,0iKat/3,024V

Ltr. 2,5/2,6/3,0

Baujahr
Year 09/1987 - 09/1993

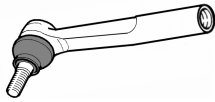
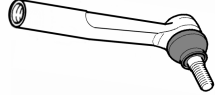
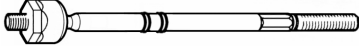

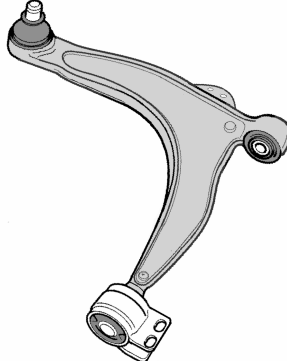
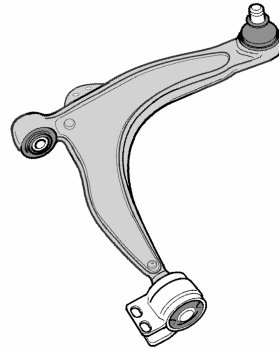

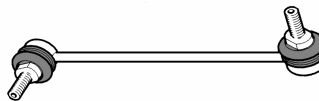
VERGLEICHS-NR. CROSS-REF.-NO.	HEYD-NR.	BENENNUNG / ABMESSUNG DESCRIPTION / DIMENSION	EINBAU POSITION	BILD FIGURE
<i>SERVOLENKUNG / POWER STEERING</i>				
90 392 553 322 148	P 06.63	Spurstange, fest Tie rod, fixed K15	C ⇔	
90 510 641 322 173	P 06.68	Spurstange, verstellbar Tie rod, adjustable K15	L ⇔	
90 510 639 322 171	P 06.73	Spurstangengelenk Tie rod end M14x1,5 LH	L ⇔ ⇔	
90 510 643 322 175	P 06.74	Spurstangengelenk Tie rod end M14x1,5 RH	L ⇔	
90 510 642 322 174	P 06.69	Spurstange, verstellbar Tie rod, adjustable K15	R ⇔	
90 510 640 322 172	P 06.78	Spurstangengelenk Tie rod end M14x1,5 RH	R ⇔ ⇔	
90 510 644 322 176	P 06.77	Spurstangengelenk Tie rod end M14x1,5 LH	R ⇔	
90 334 045 322 153	P 06.79	Spurstangenrohr Tie rod tube M14x1,5 L/R	L+R ⇔ ⇔	
90 288 387 352 135	P 06.91	Querlenker mit Gummilager Control arm with bushing Vorderachse/ front axle	L ↓	
90 288 388 352 136	P 06.92	Querlenker mit Gummilager Control arm with bushing Vorderachse/ front axle	R ↓	
90 272 194 352 826	P 06.98	Führungsgelenk, Vorderachse Suspension joint, front axle Ø18 mm	L ↓	
90 272 195 352 827	P 06.99	Führungsgelenk, Vorderachse Suspension joint, front axle Ø18 mm	R ↓	
90 334 075 350 605	P 06.41	Pendelstütze Vorderachse Self-alignment link front axle	L+R ↗ ↘ 	

SIGNUM

2,0iTurbo/2,2i/2,8V6Turbo/2,8/3,2V6
1,9CDTI/16V/2,0DTI/2,2DTI/3,0CDTI/V6

Ltr. 1,8/2,0/2,2/2,8/3,2
1,9D/2,0D/2,2D/3,0D

Baujahr 05/2003 -
Year

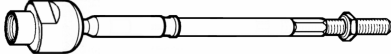
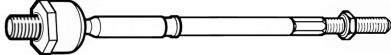
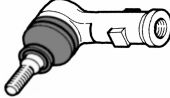

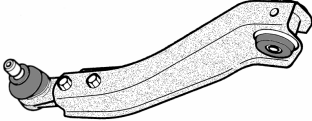
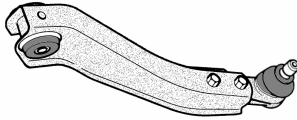
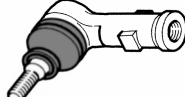

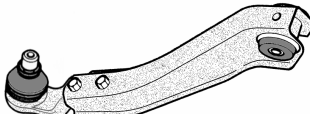
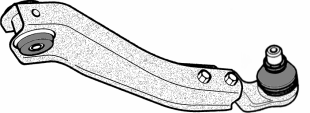
VERGLEICHS-NR. CROSS-REF.-NO.	HEYD-NR.	BENENNUNG / ABMESSUNG DESCRIPTION / DIMENSION	EINBAU POSITION	BILD FIGURE
93 172 254 1 603 227	P 08.71	Spurstangengel. Innengew. Tie rod end, internal thread M14x1,5 RH	L ⇐	
93 172 255 1 603 228	P 08.72	Spurstangengel. Innengew. Tie rod end, internal thread M14x1,5 RH	R ⇒	
93 175 520 1 603 244	P 08.73	Axialgelenk Axial joint M14X1,5 RH Felgenreöße 15/16/17 Zoll	L+R ⇔ ⇐	
93 178 160 1 603 252	P 08.74	Axialgelenk Axial joint M12X1,5 RH Felgenreöße 18/19 Zoll	L+R ⇔ ⇐	
24 413 015 352 051	P 08.91	Querlenker mit Gummilager Control arm with bushing Vorderachse/ front axle	L ↓	
24 413 016 352 052	P 08.92	Querlenker mit Gummilager Control arm with bushing Vorderachse/ front axle	R ↓	
24 417 251 350 603	P 08.41	Pendelstütze Vorderachse Self-alignment link front axle	L+R ↖ ↗ 	

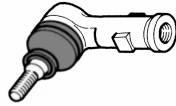
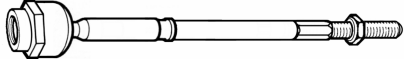
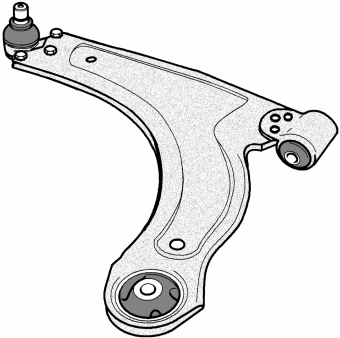
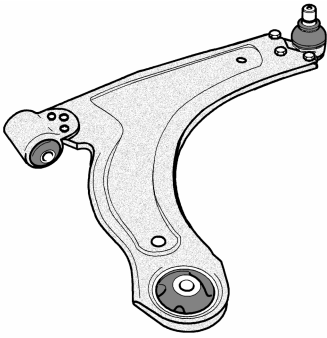
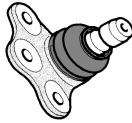


VAUXHALL

TIGRA COUPE
1,416V/1,616V

Ltr. 1,4/1,6

Baujahr 07/1994 -
Year

VERGLEICHS-NR. CROSS-REF.-NO.	HEYD-NR.	BENENNUNG / ABMESSUNG DESCRIPTION / DIMENSION	EINBAU POSITION	BILD FIGURE
<i>MANUELLE LENKUNG / MANUAL STEERING</i>				
26 030 411 322 155	P 01.74	Axialgelenk Axial joint M12X1,5 RH L= 262 mm	L+R ⇔ ⇔	
<i>SERVOLENNG POWER STEERING</i>				
26 032 284 322 158	P 01.75	Axialgelenk Axial joint M12x1,5 RH L= 258 mm	L+R ⇔ ⇔	
<i>BIS/TILL FG-NR./CH-NO. V3023557</i>				
26 087 868 1 603 009	P 01.72	Spurstangengel. Innengew. Tie rod end, internal thread M12x1,5 RH L= 70 mm	L+R ⇔⇔	
90 444 294 1 603 161/187	P 01.91	Führungsgelenk, Vorderachse Suspension joint, front axle Ø15 mm	L+R ⇓	
90 511 260 352 003 352 181	P 01.85	Querlenker mit Gummilager Control arm with bushing Vorderachse/ front axle	L ⇓	
90 511 261 352 002 352 182	P 01.84	Querlenker mit Gummilager Control arm with bushing Vorderachse/ front axle	R ⇓	
<i>AB/FROM FG-NR./CH-NO. V6066280</i>				
26 065 265 324 066	P 01.78	Spurstangengel. Innengew. Tie rod end, internal thread M12x1,5 RH	L+R ⇔⇔	
90 542 574 1 603 202	P 01.92	Führungsgelenk, Vorderachse Suspension joint, front axle Ø15 mm	L+R ⇓	
90 542 572 53 52 011	P 01.83	Querlenker mit Gummilager Control arm with bushing Vorderachse/ front axle	L ⇓	
90 542 573 53 52 012	P 01.82	Querlenker mit Gummilager Control arm with bushing Vorderachse/ front axle	R ⇓	

VERGLEICHS-NR. CROSS-REF.-NO.	HEYD-NR.	BENENNUNG / ABMESSUNG DESCRIPTION / DIMENSION	EINBAU POSITION	BILD FIGURE
26 087 868 1 603 009	P 01.72	Spurstangengel. Innengew. Tie rod end, internal thread M12x1,5 RH	L+R ⇔⇔	
1 603 018	P 01.77	Axialgelenk Axial joint M12X1,5 RH	L+R ⇔ ⇔	
24 428 977 352 041	P 01.87	Querlenker mit Gummilager Control arm with bushing Vorderachse / front axle	L ↓	
24 428 978 352 042	P 01.86	Querlenker mit Gummilager Control arm with bushing Vorderachse / front axle	R ↓	
9 196 394 352 803	P 01.97	Führungsgelenk, Vorderachse Suspension joint, front axle	L+R ↓	
90 496 116 350 610	P 06.43	Pendelstütze Vorderachse Self-alignment link front axle	L+R ↗↘ 	

VAUXHALL

VECTRA

1,6i/1,6i16V/1,8i16V/2,0i16V/2,2i16V/2,5iGSI/2,5iV6
2,6iV6 1,7TD/2,0DI16V/2,0DTI16V/2,2DTI16V

Ltr. 1,6/1,8/2,0/2,2
2,5/2,6
1,7D/2,0D/2,2D

Baujahr
Year 10/1995 -

VECTRA CC

1,6i/1,6i16V/1,8i16V/2,0i16V/2,2i16V/2,5iGSI/2,5iV6
2,6iV6 1,7TD/2,0DI16V/2,0DTI16V/2,2DTI16V

1,6/1,8/2,0/2,2
2,5/2,6
1,7D/2,0D/2,2D

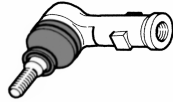

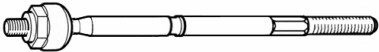







10/1995 -

VECTRA CARAVAN

1,6i/1,6i16V/1,8i16V/2,0i16V/2,2i16V/2,5iGSI/2,5iV6
2,6iV6 2,0DI16V/2,0DTI16V/2,2DTI16V

1,6/1,8/2,0/2,2
2,5/2,6
2,0D/2,2D

11/1996 -

VERGLEICH-NR. CROSS-REF.-NO.	HEYD-NR.	BENENNUNG / ABMESSUNG DESCRIPTION / DIMENSION	EINBAU POSITION	BILD FIGURE
90 512 775 324 063	P 15.78	Spurstangengele. Innengew. Tie rod end, internal thread M14x1,5 RH	L+R	
90 540 319 904 98 181 1 603 198	P 15.79	ZF-LENKUNG Axialgelenk ZF-Lenkung Axial joint ZF-Steering M14x1,5 RH	L+R	
26 055 219 1 603 199	P 15.70	SAGINA-LENKUNG Axialgelenk . Axial joint SAGINA-Steering M14x1,5 RH	L+R	
90 498 735 53 52 016	P 16.97	Querlenker mit Gummilager Control arm with bushing Vorderachse/ front axle	L ↓	
90 498 736 53 52 017	P 16.96	Querlenker mit Gummilager Control arm with bushing Vorderachse/ front axle	R ↓	
90 542 995 90 512 982 352 829/830	P 07.95	Führungsgelenk, Vorderachse Suspension joint, front axle Ø18 mm	L+R ↓	
90 496 116 350 610	P 06.43	Pendelstütze Vorderachse Self-alignment link front axle	L+R 	
90 496 700 423 121	P 15.60	Kugelgelenk Hinterachse Ball joint rear axle	L+R 	

VAUXHALL

VECTRA Mk II 1,6/16V/1,8/16V/2,016VTurbo/2,216V/2,2dircet 2,8V6Turbo/3,2V6 1,9CDTI/2,0CDTI16V/2,2CDTI16V/3,0CDTI	Ltr. 1,6/1,8/2,0/2,2/2,8/3,2 1,9D/2,0D/2,2D/3,0D	Baujahr Year 04/2002 -
VECTRA Mk II GTS 1,6/1,8/16V/2,016VTurbo/2,216V/2,2dircet 2,8V6Turbo/3,2V6 1,9CDTI/2,0CDTI16V/2,2CDTI16V/3,0CDTI	1,6/1,8/2,0/2,2/2,8/3,2 1,9D/2,0D/2,2D/3,0D	08/2002 -
VECTRA Mk II ESTATE 1,6/16V/1,8/2,0Turbo/2,2dircet/2,8V6Turb/3,2V6 1,9CDTI/2,0CDTI/2,2CDTI/3,0V6CDTI	1,6/1,8/2,0/2,2/2,8/3,2 1,9D/2,0D/2,2D/3,0D	10/2003 -

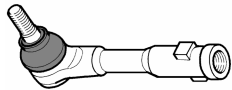

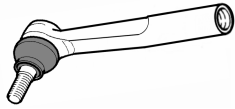


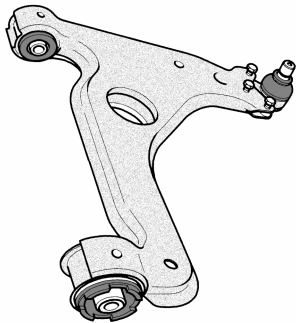


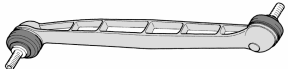
VERGLEICH-NR. CROSS-REF.-NO.	HEYD-NR.	BENENNUNG / ABMESSUNG DESCRIPTION / DIMENSION	EINBAU POSITION	BILD FIGURE
93 172 254 1 603 227	P 08.71	Spurstangengel. Innengew. Tie rod end, internal thread M14x1,5 RH	L ⇐	
93 172 255 1 603 228	P 08.72	Spurstangengel. Innengew. Tie rod end, internal thread M14x1,5 RH	R ⇒	
93 175 520 1 603 244	P 08.73	Axialgelenk Axial joint M14X1,5 RH Felgenreöße 15,16,17 Zoll	L+R ⇐ ⇐	
93 178 160 1 603 252	P 08.74	Axialgelenk Axial joint M14X1,5 RH Felgenreöße 18,19, Zoll	L+R ⇐ ⇐	
24 413 015 352 051	P 08.91	Querlenker mit Gummilager Control arm with bushing Vorderachse / front axle	L ↓	
24 413 016 352 052	P 08.92	Querlenker mit Gummilager Control arm with bushing Vorderachse / front axle	R ↓	
24 417 251 350 603	P 08.41	Pendelstütze Vorderachse Self-alignment link front axle	L+R ⇐ ⇐ 	

VAUXHALL

ZAFIRA **GROSSRAUMLIMOUSINE**
1,616V/1,816V/2,0GSI Turbo/2,216V
2,0CDI16V/2,0DTI16V

Ltr. 1,6/1,8/2,0/2,2
2,0D

Baujahr 04/1999 -
Year

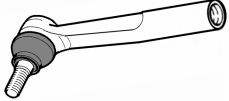
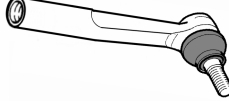
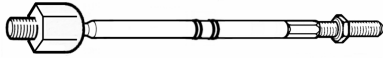

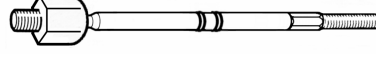
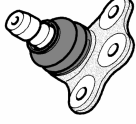

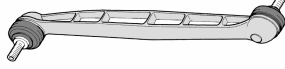
VERGLEICHS-NR. CROSS-REF.-NO.	HEYD-NR.	BENENNUNG / ABMESSUNG DESCRIPTION / DIMENSION	EINBAU POSITION	BILD FIGURE
<i>SYSTEM DELPHI</i>				
91 18 127 1 603 214	P 16.72	Spurstangengele. Innengew. Tie rod end, internal thread M14x1,5	L+R ⇔	
26 059 293 1 603 213	P 16.50	Axialspurstange Axial tie rod M14x1,5	L+R ⇔	
<i>SYSTEM TRW</i>				
93 186 537 1 603 215	P 16.71	Spurstangengele. Innengew. Tie rod end, internal thread M14x1,5	L+R ⇔	
91 18 128 1 603 216	P 16.51	Axialspurstange Axial tie rod M14x1,5	L+R ⇔	
90 498 735 53 52 016	P 16.97	Querlenker mit Gummilager Control arm with bushing Vorderachse / front axle	L ↓	
90 498 736 53 52 017	P 16.96	Querlenker mit Gummilager Control arm with bushing Vorderachse / front axle	R ↓	
90 542 995 90 512 982 352 829/830	P 07.95	Führungsgelenk, Vorderachse Suspension joint, front axle Ø18 mm	L+R ↓	
904 98 745 350 614 350 611	P 15.44	Pendelstütze Vorderachse Self-alignment link front axle	L+R ↖↗ 	

OPEL

ZAFIRA Mk II **GROSSRAUMLIMOUSINE**
1,6/1,8/2,0/2,2
1,9CDTI/

Ltr. 1,6/1,8/2,0/2,2
1,9D

Baujahr 07/2005 -
Year

VERGLEICHS-NR. CROSS-REF.-NO.	HEYD-NR.	BENENNUNG / ABMESSUNG DESCRIPTION / DIMENSION	EINBAU POSITION	BILD FIGURE
93 186 333 1 603 289 1 603 258	P 16.61	Spurstangengel. Innengew. Tie rod end, internal thread M14x1,5	L ⇐	
93 186 332 1 603 288 1 603 257	P 16.60	Spurstangengel. Innengew. Tie rod end, internal thread M14x1,5	R ⇒	
93 181 230 1 603 265	P 16.52	Axialgelenk Axial joint M14X1,5 RH <i>ZF-Lenkung / ZF-Steering</i>	L+R ⇐ ⇐	
93 181 662 1 603 268	P 16.53	Axialgelenk Axial joint M14X1,5 RH Felgenreöße 18 Zoll <i>ZF-Lenkung / ZF-Steering</i>	L+R ⇐ ⇐	
93 189 451 1 603 303	P 16.54	Axialgelenk Axial joint M14X1,5 RH <i>TRW-Lenkung / TRW-Steering</i>	L+R ⇐ ⇐	
90 542 995 90 512 982 352 829/830	P 07.95	Traggelenk Suspension joint Ø18 mm	L+R ↓	
90 498 745 350 614 350 611	P 15.44	Pendelstütze Vorderachse Self-alignment link front axle	L+R ⇐⇐ 	

VAUXHALL

ARENA COMBI
1,9D/2,5D
ARENA VAN KASTEN
1,9D/2,5D

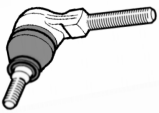
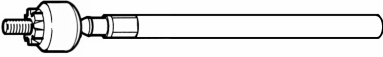



Ltr. 1,9D/2,5D

Baujahr
Year 01/1997 - 08/2001

1,9D/2,5D

01/1997 - 08/2001

VERGLEICHS-NR. CROSS-REF.-NO.	HEYD-NR.	BENENNUNG / ABMESSUNG DESCRIPTION / DIMENSION	EINBAU POSITION	BILD FIGURE
91 11 661 44 03 661 7701 461 770	P 16.78	Spurstangengelenk Tie rod end M14x1,5	L+R ↔⇒	
91 11 806 44 03 806 7701 463 035	P 16.79	Axialstange Axial rod M14x1,5	L+R ↔⇒	
91 11 641 44 03 641 7701 461 667	P 16.98	Führungsgelenk, Vorderachse Suspension joint, front axle	L+R ↓	

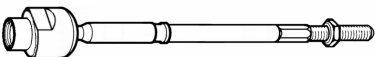
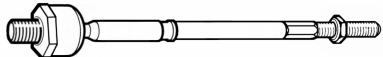
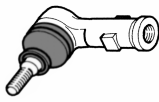

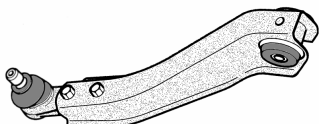
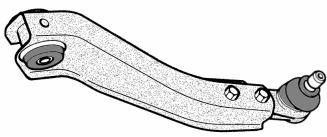
VAUXHALL

COMBO KASTEN
1,2/1,4
1,7D



Ltr. 1,2/1,4
1,7D

Baujahr
Year 07/1994 - 10/2001

VERGLEICHS-NR. CROSS-REF.-NO.	HEYD-NR.	BENENNUNG / ABMESSUNG DESCRIPTION / DIMENSION	EINBAU POSITION	BILD FIGURE
<i>MANUELLE LENKUNG / MANUAL STEERING</i>				
260 30 411 322 155	P 01.74	Axialgelenk Axial joint M12X1,5 RH	L+R ⇒ ↔	
<i>SERVOLENKUNG / POWER STEERING</i>				
26 032 284 322 158	P 01.75	Axialgelenk Axial joint M12x1,5 RH	L+R ⇒ ↔	
<i>BIS/TILL FG-NR./CH-NO., V3023597, V4166925, V6066279</i>				
26 087 868 1 603 009	P 01.72	Spurstangengel.. Innengew. Tie rod end, internal thread M12x1,5 RH	L+R ↔⇒	
90 444 294 1 603 161/187	P 01.91	Führungsgelenk, Vorderachse Suspension joint, front axle Ø15 mm	L+R ↓	
90 511 260 352 003 352 181	P 01.85	Querlenker mit Gummilager. Control arm with bushing Vorderachse/ front axle	L ↓	
90 511 261 352 002 352 182	P 01.84	Querlenker mit Gummilager. Control arm with bushing Vorderachse/ front axle	R ↓	

VAUXHALL

FORTSETZUNG / CONTINUATION

VAUXHALL

COMBO **KASTEN**
1,2/1,4
1,7D



Ltr. 1,2/1,4
1,7D

Baujahr 07/1994 - 10/2001
Year



VERGLEICHS-NR. CROSS-REF.-NO.	HEYD-NR.	BENENNUNG / ABMESSUNG DESCRIPTION / DIMENSION	EINBAU POSITION	BILD FIGURE
<i>AB/FROM FG-NR./CH-NO., V3023598, V4166926, V6066280</i>				
26 065 265 324 060	P 01.78	Spurstangengel.. Innengew. Tie rod end, internal thread M12x1,5 RH	L+R ⇔⇔	
90 542 574 1 603 202	P 01.92	Führungsgelenk, Vorderachse Suspension joint, front axle Ø15 mm	L+R ↓	
90 542 572 53 52 011	P 01.83	Querlenker mit Gummilager. Control arm with bushing Vorderachse/ front axle	L ↓	
90 542 573 53 53 012	P 01.82	Querlenker mit Gummilager. Control arm with bushing Vorderachse/ front axle	R ↓	

VAUXHALL

COMBO
1,4/1,6
1,3CDTI16V/1,7DI16V/1,7DTI16V/1,7CDTI16V



Ltr. 1,4/1,6
1,3D/1,7D

Baujahr 09/2001 -
Year

VERGLEICHS-NR. CROSS-REF.-NO.	HEYD-NR.	BENENNUNG / ABMESSUNG DESCRIPTION / DIMENSION	EINBAU POSITION	BILD FIGURE
26 087 868 1 603 009	P 01.72	Spurstangengel. Innengew. Tie rod end, internal thread M12x1,5 RH	L+R ⇔⇔	
26 087 867 1 603 008	P 01.76	Axialgelenk Axial joint M12X1,5 RH	L+R ⇔ ⇔	

FORTSETZUNG / CONTINUATION

VAUXHALL








COMBO
1,4/1,6
1,3CDTI16V/1,7DI16V/1,7DTI16V/1,7CDTI16V

Ltr. 1,4/1,6
1,3D/1,7D

Baujahr
Year

09/2001 -

VERGLEICHS-NR. CROSS-REF.-NO.	HEYD-NR.	BENENNUNG / ABMESSUNG DESCRIPTION / DIMENSION	EINBAU POSITION	BILD FIGURE
24 428 977 352 041	P 01.87	Querlenker mit Gummilager. Control arm with bushing Vorderachse/ front axle	L ↓	
24 428 978 352 042	P 01.86	Querlenker mit Gummilager. Control arm with bushing Vorderachse/ front axle	R ↓	
9 196 394 352 803	P 01.97	Führungsgelenk, Vorderachse Suspension joint, front axle Ø15 mm	L+R ↓	
90 496 116 350 610	P 06.43	Koppelstange, Vorderachse Stabiilizer link, front axle	L+R ↗ ↘ 	



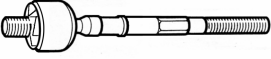
VAUXHALL



MOVANO **COMBI (JD)**
1,9DTI/2,2DTI/2,5D/2,5DTI/2,5CDTI/2,8DTI/3,0DTI
MOVANO **VAN (FD)**
1,9DTI/2,2DTI/2,5D/2,5DTI/2,5CDTI/2,8DTI/3,0DTI
MOVANO **CHASSIS/CAB (EU,UD,HD)**
2,2DTI/2,5D/2,5DTI/2,5CDTI/2,8DTI/3,0DTI

Ltr. 1,9D/2,2D
2,5D/2,8D/3,0D
1,9D/2,2D
2,5D/2,8D/3,0D
2,2D/2,5D
2,8D/3,0D

Baujahr
Year
10/1998 -
10/1998 -
10/1998 -

VERGLEICHS-NR. CROSS-REF.-NO.	HEYD-NR.	BENENNUNG / ABMESSUNG DESCRIPTION / DIMENSION	EINBAU POSITION	BILD FIGURE
91 161 562 7701 470 363 45 01 262	RT 14.71	Spurstangengel.Innengew. Tie rod end, internal thread M16x1,5 RH	L ↔	
91 161 563 7701 470 364 45 01 263	RT 14.70	Spurstangengel.Innengew. Tie rod end, internal thread M16x1,5 RH	R ↔	
9 161 561 45 01 261 7701 470 362	RT 14.73	Axialgelenk Axial joint M16X1,5 RH	L+R ↔ ↔	

VAUXHALL

FORTSETZUNG / CONTINUATION

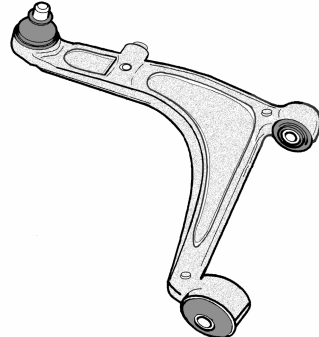
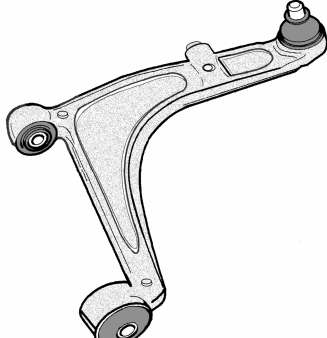



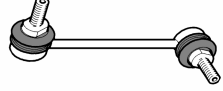

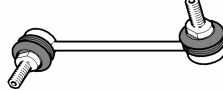
VAUXHALL



MOVANO **COMBI (JD)**
1,9DTI/2,2DTI/2,5D/2,5DTI/2,5CDTI/2,8DTI/3,0DTI
MOVANO **VAN (FD)**
1,9DTI/2,2DTI/2,5D/2,5DTI/2,5CDTI/2,8DTI/3,0DTI
MOVANO **CHASSIS/CAB (EU,UD,HD)**
2,2DTI/2,5D/2,5DTI/2,5CDTI/2,8DTI/3,0DTI

Ltr. 1,9D/2,2D
2,5D/2,8D/3,0D
1,9D/2,2D
2,5D/2,8D/3,0D
2,2D/2,5D
2,8D/3,0D

Baujahr 10/1998 -
Year 10/1998 -
10/1998 -
10/1998 -

VERGLEICHS-NR. CROSS-REF.-NO.	HEYD-NR.	BENENNUNG / ABMESSUNG DESCRIPTION / DIMENSION	EINBAU POSITION	BILD FIGURE
93 192 689 7701 302 118	RT 14.81	Querlenker mit Gummilager Control arm with bushing Vorderachse / front axle	L ↓	
93 192 690 7701 302 119	RT 14.80	Querlenker mit Gummilager Control arm with bushing Vorderachse / front axle	R ↓	
9 150 554 7700 312 851 45 00 254	RT 14.90	Führungsgelenk, Vorderachse Suspension joint, front axle	L+R ↑	
9 160 555 7700 312 852 45 00 255	RT 14.91	Führungsgelenk, Vorderachse Suspension joint, front axle	L+R ↓	
91 160 498 7700 309 070 45 00 198	RT 14.41	Pendelstütze Vorderachse Self-alignment link front axle	L 	
91 160 499 7700 309 071 45 00 199	RT 14.42	Pendelstütze Vorderachse Self-alignment link front axle	R 	



VAUXHALL

VIVARO COMBI
2,016V

Ltr. 2,0
1,9D/2,0D/2,5D

Baujahr
Year 08/2001 -

1,9DI/1,9DTI/2,0CDTI/2,5DTI
VIVARO KASTEN
2,016V




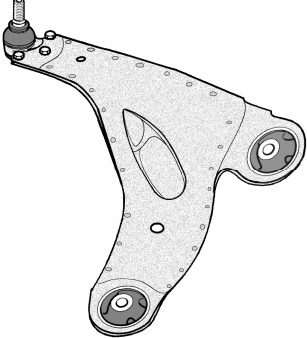
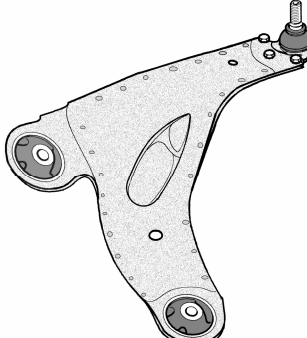

2,0
1,9D/2,0D/2,5D

08/2001 -

1,9DI/1,9DTI/2,0CDTI/2,5DTI
VIVARO PRITSCH
2,0CDTI/2,5CDTI

2,0D/2,5D

01/2006 -

VERGLEICHS-NR. CROSS-REF.-NO.	HEYD-NR.	BENENNUNG / ABMESSUNG DESCRIPTION / DIMENSION	EINBAU POSITION	BILD FIGURE
91 160 043 44 08 510 7701 049 282	RT 14.75	Spurstangengel.Innengew. Tie rod end, internal thread M14x1,5 RH	L ⇐	
91 160 044 44 08 511 7701 049 283	RT 14.76	Spurstangengel.Innengew. Tie rod end, internal thread M14x1,5 RH	R ⇐	
91 160 037 44 08 474 7701 473 333	RT 14.79	Axialgelenk Axial joint M14X1,5 RH	L+R ⇐ ⇐	
91 166 462 44 08 958 8200 247 898	RT 14.95	Querlenker mit Gummilager Control arm with bushing Vorderachse / front axle	L ↓	
91 166 461 44 08 959 8200 247 900	RT 14.96	Querlenker mit Gummilager Control arm with bushing Vorderachse / front axle	R ↓	
91 166 461/462* 44 08 958/959* 8200 247 898/900*	RT 14.93	Führungsgelenk, Vorderachse Suspension joint, front axle	L+R ↓	
91 167 000 44 08 904 8200 002 870	RT 14.43	Pendelstütze Vorderachse Self-alignment link front axle	L+R ⇐⇐ 