

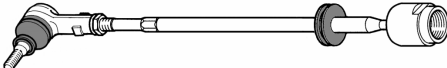

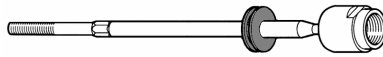
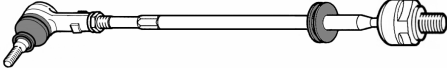




VOLKSWAGEN

CADDY I (14)
1,5/1,6/1,8
1,6D



Ltr. 1,5/1,6/1,8
1,6D

Baujahr
Year 08/1982 - 07/1992

VERGLEICHS-NR. CROSS-REF.-NO.	HEYD-NR.	BENENNUNG / ABMESSUNG DESCRIPTION / DIMENSION	EINBAU POSITION	BILD FIGURE
171 419 804 A	V 11.51	Axialspurstange, verstellbar Axial tie rod, adjustable	L+R ⇔	
171 419 812	V 11.71	Spurstangengel. Innengew. Tie rod end, internal thread M14x1,5 RH	L+R ⇔	
171 419 821 A	V 11.72	Axialgelenk Axial joint M14x1,5 RH	L+R ⇔ ⇔	
<i>SERVOLENKUNG / POWER STEERING</i>				
155 422 803 175 422 803	V 11.56	Axialspurstange, verstellbar Axial tie rod, adjustable	L+R ⇔	
171 419 812	V 11.71	Spurstangengel, Innengew. Tie rod end, internal thread M14x1,5 RH	L+R ⇔	
175 422 821 A	V 11.76	Axialgelenk Axial joint M14x1,5 RH	L+R ⇔ ⇔	
171 407 153 D	V 11.96	Querlenker mit Gummilager. Control arm with bushing Vorderachse, front axle	L+R ⇔	
171 407 365 F/G	V 11.92	Traggelenk Vorderachse Suspension joint, front axle Ø17 mm	L+R ↓	

VOLKSWAGEN

VOLKSWAGEN



CADDY II **KOMBI (9K9B)**

1,4/1,416V/1,6
1,9D/1,9SDI/1,9TDI

Ltr. 1,4/1,6/
1,9D

Baujahr 11/1995 - 01-2004
Year

CADDY II **KASTEN (9K9A)**

1,4/1,6
1,9D/1,9SDI/1,9TDI

1,4/1,6/
1,9D

11/1995 - 01/2004

CADDY II **PICK-UP (9U7)**

1,6/ 1,9D

1,6/ 1,9D

06/1996 - 12/2000

VERGLEICHS-NR.
CROSS-REF.-NO.

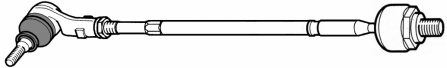

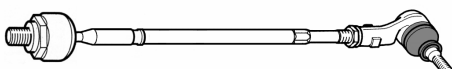
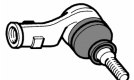
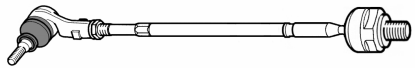

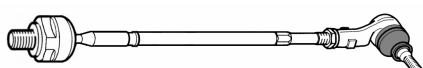
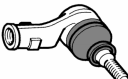
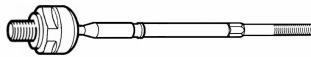
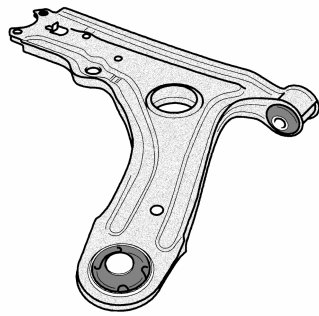

HEYD-NR.

BENENNUNG / ABMESSUNG
DESCRIPTION / DIMENSION

EINBAU
POSITION

BILD
FIGURE

SERVOLENKUNG / POWER STEERING REIFENABMESSUNG/TYRE SIZE 180/60 R14H

6K0 422 803 B/E	V 12.56	Axialspurstange, verstellbar Axial tie rod, adjustable	L	⇐	
3A0 422 811 A	V 07.75	Spurstangengel. Innengew. Tie rod end, internal thread M14x1,5 RH	L	⇐	
6K0 422 804 B/E	V 12.55	Axialspurstange, verstellbar Axial tie rod, adjustable	R	⇒	
3A0 422 812 A	V 07.74	Spurstangengel. Innengew. Tie rod end, internal thread M14x1,5 RH	R	⇒	
<i>SERVOLENKUNG / POWER STEERING</i>					
6K0 422 803 A/D	V 07.67	Axialspurstange, verstellbar Axial tie rod, adjustable	L	⇐	
3A0 422 811 A	V 07.75	Spurstangengel. Innengew. Tie rod end, internal thread M14x1,5 RH	L	⇐	
6K0 422 804 A/D	V 07.66	Axialspurstange, verstellbar Axial tie rod, adjustable	R	⇒	
3A0 422 812 A	V 07.74	Spurstangengel. Innengew. Tie rod end, internal thread M14x1,5 RH	R	⇒	
6K0 422 807 D	V 07.69	Axialgelenk Axial joint M14x1,5 RH	L+R	⇒ ⇐	
191 407 153 A 191 407 151 B	V 11.97	Querlenker mit Gummilager. Control arm with bushing	L+R	⇓	
357 407 365 A	V 11.93	Traggelenk Vorderachse Suspension joint, front axle Ø19 mm	L+R	⇓	

VOLKSWAGEN

VOLKSWAGEN

CADDY III KOMBI (2KB)

1,4/1,416V/1,6

1,9TDI/2,0SDI/2,0TDI

CADDY III KASTEN (2KA)

1,4/1,416V/1,6

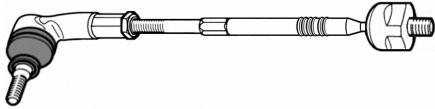
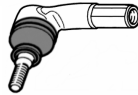
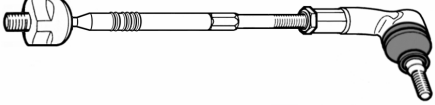
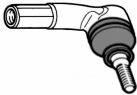
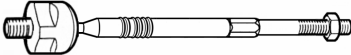





1,9TDI/2,0SDI/2,0TDI


 Ltr. 1,4/1,6
 1,9D/2,0D

 Baujahr
 Year 03/2004 -

 1,4/1,6
 1,9D/2,0D

03/2004 -

VERGLEICHS-NR. CROSS-REF.-NO.	HEYD-NR.	BENENNUNG / ABMESSUNG DESCRIPTION / DIMENSION	EINBAU POSITION	BILD FIGURE
	A 03.31	Axialspurstange, verstellbar Axial tie rod, adjustable	L ⇐	
1K0 423 811 E/F	A 03.33	Spurstangengel. Innengew. Tie rod end, internal thread M16x1,5 RH	L ⇐	
	A 03.30	Axialspurstange, verstellbar Axial tie rod, adjustable	R ⇒	
1K0 423 812 E/F	A 03.32	Spurstangengel. Innengew. Tie rod end, internal thread M16x1,5 RH	R ⇒	
1K0 423 810 A	A 03.34	Axialgelenk Axial joint M16x1,5 RH	L+R ⇐ ⇐	
1K0 407 151 P/Q	A 03.83	Querlenker Vorderachse Control arm front axle Stahl / Steel	L ↓	
1K0 407 152 P/Q	A 03.84	Querlenker Vorderachse Control arm front axle Stahl / Steel	L ↓	
1K0 407 151 M/R	A 03.85	Querlenker Vorderachse Control arm front axle Grauguß / Grey cast iron	R ↓	
1K0 407 152 M/R	A 03.86	Querlenker Vorderachse Control arm front axle Grauguß / Grey cast iron	R ↓	
1K0 407 365 C/E	A 03.93	Traggelenk Vorderachse Suspension joint, front axle	L ↓	

FORTSETZUNG / CONTINUATION

VOLKSWAGEN



CADDY III **KOMBI (2KB)**

1,4/1,416V/1,6
1,9TDI/2,0SDI/2,0TDI

Ltr. 1,4/1,6
1,9D/2,0D





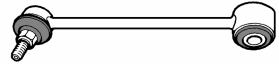
Baujahr
Year 03/2004 -

CADDY III **KASTEN (2KA)**

1,4/1,416V/1,6
1,9TDI/2,0SDI/2,0TDI

1,4/1,6
1,9D/2,0D

03/2004 -

VERGLEICHS-NR. CROSS-REF.-NO.	HEYD-NR.	BENENNUNG / ABMESSUNG DESCRIPTION / DIMENSION	EINBAU POSITION	BILD FIGURE
1K0 407 366 C/E	A 03.92	Traggelenk Vorderachse Suspension joint, front axle	R ↓	
1K0 411 315 B/D	A 03.49	Koppelstange Vorderachse Stabilizer link front axle	L+R 	
2K0 505 465 B/C	A 03.46	Koppelstange Hinterachse Stabilizer link rear axle	L+R 	

VOLKSWAGEN



LT 28 I **BUS (281-363)**

2,0/2,4/2,4I
2,4D/2,4TD

Ltr. 2,0/2,4
2,4D

Baujahr
Year 04/1975 - 06/1996

LT 28-35 I **KASTEN (281-363)**

2,0/2,4/2,4I
2,4D/2,4TD/2,7D

2,0/2,4
2,4D/2,7D

04/1975 - 06/1996

LT 28-35 I **PRITSCH (281-363)**

2,0/2,4/2,4I/2,4Syncro
2,4D/2,4TD/2,4D Syncro/2,7D

2,0/2,4
2,4D/2,7D

04/1975 - 06/1996

VERGLEICHS-NR. CROSS-REF.-NO.	HEYD-NR.	BENENNUNG / ABMESSUNG DESCRIPTION / DIMENSION	EINBAU POSITION	BILD FIGURE
<i>SCHRAUBENFEDERUNG / COIL SPRING SUSPENSION BIS/TILL FG-NR. 28D-004508</i>				
281 415 811	V 51.71	Spurstangengelenk Tie rod end M14x1,5 LH, K16	R ⇔ ⇐	
281 415 812	V 51.72	Spurstangengelenk Tie rod end M14x1,5 RH, K16	L ⇐	

FORTSETZUNG / CONTINUATION

VOLKSWAGEN



LT 28 I **BUS (281-363)**

2,0/2,4/2,4I
2,4D/2,4TD

Ltr. 2,0/2,4
2,4D

Baujahr 04/1975 -
Year 06/1996

LT 28-35 I **KASTEN (281-363)**

2,0/2,4/2,4I
2,4D/2,4TD/2,7D

2,0/2,4
2,4D/2,7D

04/1975 -
06/1996

LT 28-35 I **PRITSCHEN (281-363)**

2,0/2,4/2,4I/2,4Syncro
2,4D/2,4TD/2,4D Syncro/2,7D

2,0/2,4
2,4D/2,7D

04/1975 -
06/1996

VERGLEICHS-NR. CROSS-REF.-NO.	HEYD-NR.	BENENNUNG / ABMESSUNG DESCRIPTION / DIMENSION	EINBAU POSITION	BILD FIGURE
<i>SCHRAUBENFEDERUNG/COIL SPRING SUSPENSION</i>				
281 415 303 B	V 51.51	Spurstange, fest Tie rod, fixed	C <	
281 415 801 D	V 51.54	Spurstange, verstellbar Tie rod, adjustable	L ⇐	
	V 51.77	Spurstangengel. Innengew. Tie rod end, internal thread M16x1,5 RH	L ⇐	
	V 51.78	Spurstangengel. Innengew. Tie rod end, internal thread M16x1,5 RH	R ⇒	
281 415 701 E	V 51.55	Spurstange, 1x verstellbar Tie rod, 1x adjustable	L ⇐	
281 415 711 A	V 51.75	Spurstangengelenk Tie rod end M16x1,5 RH	R ⇒	
<i>BLATTFEDERUNG/LEAF SPRING SUSPENSION</i>				
281 415 802 A	V 51.53	Spurstange, fest Tie rod, fixed	R ⇒	
281 407 361 B	V 51.95	Traggelenk Vorderachse Suspension joint, front axle	L+R ↑	
281 407 187 B	V 51.90	Traggelenk Vorderachse Suspension joint, front axle	L+R ↓	

VOLKSWAGEN

VOLKSWAGEN



LT 28-35 II **BUS (2DM)**

2,3

2,5SDI/2,5TDI/2,8TDI

LT 28-46 II **KASTEN (2DX0AE)**

2,3

2,5SDI/2,5TDI/2,8TDI

LT 28-46 II **PRITSCH (2DX0FE)**

2,3

2,5SDI/2,5TDI/2,8TDI

Ltr. 2,3
2,5D/2,8D

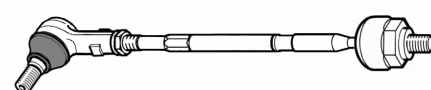
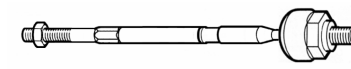


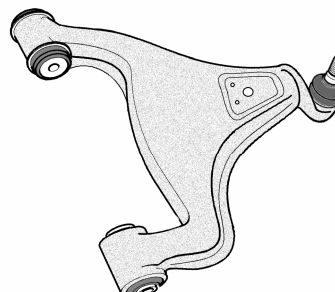






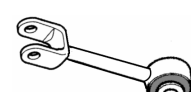
Baujahr
Year 04/1996 -

2,3
2,5D/2,8D

04/1996 -

2,3
2,5D/2,8D D

04/1996 -

VERGLEICH-NR. CROSS-REF.-NO.	HEYD-NR.	BENENNUNG / ABMESSUNG DESCRIPTION / DIMENSION	EINBAU POSITION	BILD FIGURE
2D0 422 803 901 460 0205	D 69.71	Axialspurstange, verstellbar Axial tie rod, adjustable	L+R ⇐⇒	
901 460 0455	D 69.70	Axialgelenk Axial joint M16X1,5	L+R ⇐⇒	
2D0 422 811 901 460 0348	D 69.72	Spurstangengel. Innengew. Tie rod end, internal thread M16x1,5 RH	L+R ⇐⇒	
2D0 407 021 901 330 1807	D 69.81	Querlenker, Vorderachse Control arm, front axle	L ↓	
2D0 407 022 901 330 1907	D 69.80	Querlenker, Vorderachse Control arm, front axle	R ↓	
901 333 1127 901 333 0727	D 69.90	Traggelenk Vorderachse Suspension joint, front axle	L+R ↑	
901 320 0289	D 69.41	Pendelstütze, Vorderachse Self-alignment link, front axle	L ↻ 	
901 320 0389	D 69.42	Pendelstütze, Vorderachse Self-alignment link, front axle	L ↻ 	
901 320 0089	D 69.43	Pendelstütze, Hinterachse Self-alignment link, rear axle	L+R ↻ 	

VOLKSWAGEN



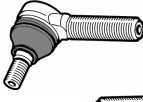
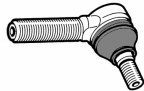

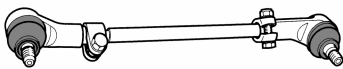
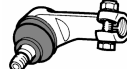
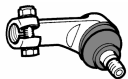





LT 40-55 | **KASTEN (291-512)**
2,0/2,4/2,4 4WD/2,4i
2,4D/2,4 4WD/2.4TD/2.4TD 4WD
LT 40-55 | **PRITSCH (293-909)**
2,0/2,4/2,4 4WD/2,4i
2,4D/2,4TD

Ltr. 2,0/2,4
2,4D

Baujahr 04/1975 - 06/1996
Year

2,0/2,4
2,4D

04/1975 - 06/1996

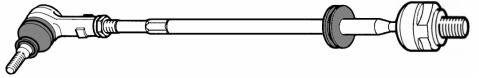

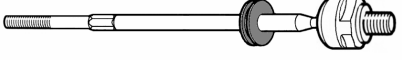


VERGLEICHS-NR. CROSS-REF.-NO.	HEYD-NR.	BENENNUNG / ABMESSUNG DESCRIPTION / DIMENSION	EINBAU POSITION	BILD FIGURE
<i>SCHRAUBENFEDERUNG / COLI SPRING SUSPENSION BIS/TILL FG-NR. 28D-004508</i>				
291 415 711	V 51.73	Spurstangengelenk Tie rod end M18x1,5 RH, K18	L ⇐	
291 415 811 B	V 51.74	Spurstangengelenk Tie rod end M18x1,5 LH, K18	R ⇒	
<i>SCHRAUBENFEDERUNG / COLI SPING SUSPENSION</i>				
281 415 303 B	V 51.51	Spurstange, fest Tie rod, fixed	C ⇔	
281 415 801 D	V 51.54	Spurstange, verstellbar Tie rod, adjustable	R ⇒	
	V 51.77	Spurstangengel. Innengew. Tie rod end, internal thread M16x1,5 RH	L ⇐	
	V 51.78	Spurstangengel. Innengew. Tie rod end, internal thread M16x1,5 RH	R ⇒	
281 415 802 A	V 51.53	Spurstange, fest Tie rod, fixed	L ⇐	
<i>BLATTFEDERUNG/LEAF SPRING SUSPENSION</i>				
291 415 701 E	V 51.57	Spurstange, verstellbar Tie rod, adjustable	R ⇒	
291 415 711 D	V 51.76	Spurstangengelenk Tie rod end M18x1,0 RH	R ⇒	
281 407 361 B	V 51.95	Traggelenk Vorderachse Suspension joint, front axle	L+R ↑	
281 407 187 B	V 51.90	Traggelenk Vorderachse Suspension joint, front axle	L+R ↓	

VOLKSWAGEN

VOLKSWAGEN TRANSPORTER



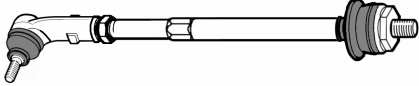
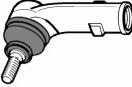
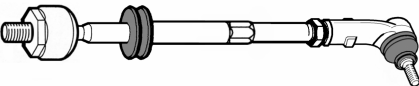
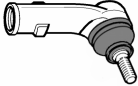
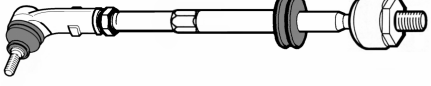
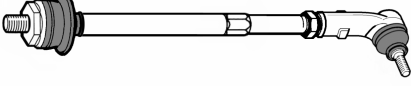
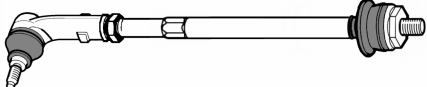
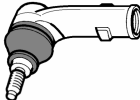
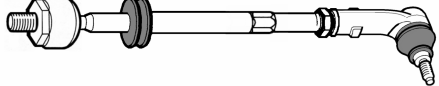
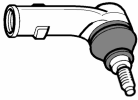
T3 BUS 1,6/1,9/1,9Syncro/2,0/2,1/2,1Syncro 1,6D/1,6TD/1,6TD Syncro/1,7D	Ltr. 1,6/1,9/2,0/2,1/ 1,6D/1,7D	Baujahr Year 05/1979 - 07/1992
T3 KASTEN 1,6/1,9/1,9Syncro/2,0/2,1 1,6D/1,6TD/1,6TD Syncro/1,7D	1,6/1,9/2,0/2,1/ 1,6D/1,7D	05/1979 - 07/1992
T3 PRITSCH 1,9/2,0/2,1i/2,1Syncro 1,6D/1,6TD/1,6TD Syncro/1,7D	1,9/2,0/2,1/ 1,6D/1,7D	05/1979 - 07/1992

VERGLEICHS-NR. CROSS-REF.-NO.	HEYD-NR.	BENENNUNG / ABMESSUNG DESCRIPTION / DIMENSION	EINBAU POSITION	BILD FIGURE
251 419 803 A	V 50.61	Axialspurstange, verstellbar Axial tie rod, adjustable	L+R ↔↔	
171 419 812 251 419 811	V 11.71	Spurstangengel. Innengew. Tie rod end, internal thread M14x1,5 RH, K14	L+R ↔↔	
251 419 821	V 50.62	Axialspurstange, Axial tie rod,	L+R ⇒ ↔	
251 407 361	V 50.93	Traggelenk Vorderachse Suspension joint, front axle	L+R ↑	
251 407 187 C/B	V 50.92	Traggelenk Vorderachse Suspension joint, front axle	L+R ↓	



VOLKSWAGEN TRANSPORTER

T4 BUS (70XB,70XC,7DB,7DW) 1,8/2,0/2,5/2,5Syncro/2,8V6/2,8VR6 1,9D/1,9TD/2,4/2,4Syncro/2,5TDI/2,5TDI Syncro	Ltr 1,8/2,0/2,5/2,8 1,9TD/2,4D/2,5D	Baujahr Year	09/1990 - 04/2003
T4 KASTEN (70XA) 2,0/2,5/2,5Syncro/2,8V6/2,8VR6 1,9D/1,9TD/2,4/2,4Syncro/2,5TDI/2,5TDI Syncro	2,0/2,5/2,8 1,9TD/2,4D/2,5D		07/1990 - 04/2003
T4 PRITSCH (70XD) 2,0/2,5/2,5Syncro/2,8V6/2,8VR6 1,9D/1,9TD/2,4/2,4Syncro/2,5TDI/2,5TDI Syncro	2,0/2,5/2,8 1,9TD/2,4D/2,5D		07/1990 - 04/2003

VERGLEICHS-NR. CROSS-REF.-NO.	HEYD-NR.	BENENNUNG / ABMESSUNG DESCRIPTION / DIMENSION	EINBAU POSITION	BILD FIGURE
BIS/TILL FG-NR./CH-NO. 70-M-096448				
701 419 803 C	V 52.51	Axialspurstange, verstellbar Axial tie rod, adjustable	L ⇐	
701 419 811 A	V 52.71	Spurstangengel. Innengew. Tie rod end, internal thread M16x1,5 RH, K14	L ⇐	
701 419 804 C	V 52.52	Axialspurstange, verstellbar Axial tie rod, adjustable	R ⇨	
701 419 812	V 52.76	Spurstangengel. Innengew. Tie rod end, internal thread M16x1,5 RH, K14	R ⇨	
702 419 803 A	V 52.53	Axialspurstange, verstellbar Axial tie rod, adjustable RHD	L ⇐	
702 419 804 A	V 52.54	Axialspurstange, verstellbar Axial tie rod, adjustable RHD	R ⇨	
AB/FROM FG-NR./CH-NO. 70-M-096449 - 70-S-002791				
701 419 803 D	V 52.55	Axialspurstange, verstellbar Axial tie rod, adjustable	L ⇐	
701 419 811 B	V 52.73	Spurstangengel. Innengew. Tie rod end, internal thread M16x1,5 RH, K16	L ⇐	
701 419 804 D	V 52.56	Axialspurstange, verstellbar Axial tie rod, adjustable L= 326 mm	R ⇨	
701 419 812 A	V 52.72	Spurstangengel. Innengew. Tie rod end, internal thread M16x1,5 RH, K16	R ⇨	

VOLKSWAGEN TRANSPORTER



T4 BUS (70XB,70XC,7DB,7DW)

1,8/2,0/2,5/2,5Syncro/2,8V6/2,8VR6
1,9D/1,9TD/2,4/2,4Syncro/2,5TDI/2,5TDI Syncro

Ltr 1,8/2,0/2,5/2,8
1,9TD/2,4D/2,5D

Baujahr
Year

09/1990 - 04/2003

T4 KASTEN (70XA)

2,0/2,5/2,5Syncro/2,8V6/2,8VR6
1,9D/1,9TD/2,4/2,4Syncro/2,5TDI/2,5TDI Syncro

2,0/2,5/2,8
1,9TD/2,4D/2,5D

07/1990 - 04/2003

T4 PRITSCH (70XD)

2,0/2,5/2,5Syncro/2,8V6/2,8VR6
1,9D/1,9TD/2,4/2,4Syncro/2,5TDI/2,5TDI Syncro

2,0/2,5/2,8
1,9TD/2,4D/2,5D

07/1990 - 04/2003

VERGLEICHS-NR. CROSS-REF.-NO.	HEYD-NR.	BENENNUNG / ABMESSUNG DESCRIPTION / DIMENSION	EINBAU POSITION	BILD FIGURE
702 419 803 B	V 52.57	Axialspurstange, verstellbar Axial tie rod, adjustable RHD	L ⇐	
702 419 804 B	V 52.58	Axialspurstange, verstellbar Axial tie rod, adjustable RHD	R ⇨	
AB/FROM FG-NR./CH-NO. 70-S-0027792 - 70-T 199999				
701 419 803 E	V 52.59	Axialspurstange, verstellbar Axial tie rod, adjustable	L ⇐	
701 419 811 C	V 52.75	Spurstangengel. Innengew. Tie rod end, internal thread M16x1,5 RH, K18	L ⇐	
701 419 804 E	V 52.60	Axialspurstange, verstellbar Axial tie rod, adjustable	R ⇨	
701 419 812 B	V 52.74	Spurstangengel. Innengew. Tie rod end, internal thread M16x1,5 RH, K18	R ⇨	
702 419 803 C	V 52.61	Axialspurstange, verstellbar Axial tie rod, adjustable RHD	L ⇐	
702 419 804 C	V 52.62	Axialspurstange, verstellbar Axial tie rod, adjustable RHD	R ⇨	
AB/FROM FG-NR./CH-NO. 70-T 200000 SERVOLENKUNG / POWER STEERING				
702 419 803 D	V 52.63	Axialspurstange, verstellbar Axial tie rod, adjustable	L ⇐	
701 419 811 E	V 52.78	Spurstangengel. Innengew. Tie rod end, internal thread M16x1,5 RH, K18	L ⇐	

VOLKSWAGEN TRANSPORTER



T4 BUS (70XB,70XC,7DB,7DW)

1,8/2,0/2,5/2,5Syncro/2,8V6/2,8VR6
1,9D/1,9TD/2,4/2,4Syncro/2,5TDI/2,5TDI Syncro

Ltr 1,8/2,0/2,5/2,8
1,9TD/2,4D/2,5D

Baujahr
Year 09/1990 - 04/2003

T4 KASTEN (70XA)

2,0/2,5/2,5Syncro/2,8V6/2,8VR6
1,9D/1,9TD/2,4/2,4Syncro/2,5TDI/2,5TDI Syncro

2,0/2,5/2,8
1,9TD/2,4D/2,5D

07/1990 - 04/2003

T4 PRITSCHEN (70XD)

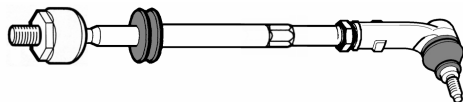
2,0/2,5/2,5Syncro/2,8V6/2,8VR6
1,9D/1,9TD/2,4/2,4Syncro/2,5TDI/2,5TDI Syncro

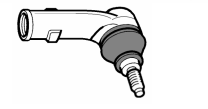
2,0/2,5/2,8
1,9TD/2,4D/2,5D


07/1990 - 04/2003

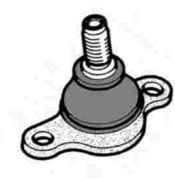
VERGLEICHS-NR. CROSS-REF.-NO.	HEYD-NR.	BENENNUNG / ABMESSUNG DESCRIPTION / DIMENSION	EINBAU POSITION	BILD FIGURE
----------------------------------	----------	--	--------------------	----------------

AB/FROM FG-NR./CH-NO. 70-T 200000 SERVOLENKUNG / POWER STEERING


701 419 804 F	V 52.64	Axialspurstange, verstellbar Axial tie rod, adjustable	R ⇔	
----------------------	----------------	---	-----	---

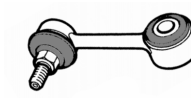
701 419 812 D	V 52.77	Spurstangengel. Innengew. Tie rod end, internal thread M16x1,5 RH, K18	R ⇔	
----------------------	----------------	--	-----	---

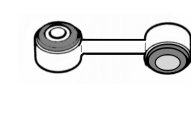
701 407 187A/B	V 52.92	Traggelenk Vorderachse Suspension joint, front axle	L+R ↑	
-----------------------	----------------	--	-------	--

701 407 361 B	V 52.91	Traggelenk Vorderachse Suspension joint, front axle	L+R ↓	
----------------------	----------------	--	-------	---

AB/FROM FG-NR./CH-NO. 70-T 200000 SERVOLENKUNG / POWER STEERING

7D0 407 361	V 52.93	Traggelenk Vorderachse Suspension joint, front axle	L+R ↓	
--------------------	----------------	--	-------	---

701 411 049 B	V 52.41	Pendelstütze, Vorderachse Self-alignment link, front axle	L+R ↻	
----------------------	----------------	--	-------	---

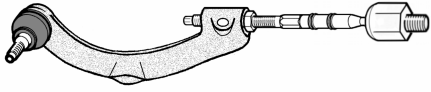
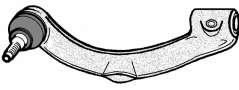
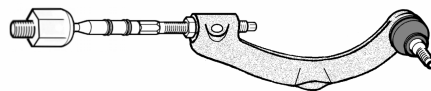

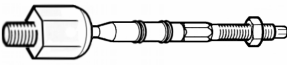


701 411 049	V 52.42	Pendelstütze, Vorderachse Self-alignment link, front axle Ø23 Nutzlast 2000 kg	L+R ↻	
--------------------	----------------	--	-------	---

VOLKSWAGEN

VOLKSWAGEN TRANSPORTER



Model	Ltr.	Baujahr / Year
T5 MULTIVAN (7HM,7HF) 2,0/3,2 4motion/3,2V6 1,9TDI/2,5TDI/2,5TDI 4motion	2,0/3,2 1,9D/2,5D	04/2003 -
T5 BUS (7HB,7HJ) 2,0/3,2 4motion/3,2V6 1,9TDI/2,5TDI/2,5TDI 4motion	2,0/3,2 1,9D/2,5D	04/2003 -
T5 KASTEN (7HA,7HH) 2,0/3,2 4motion/3,2V6 1,9TDI/2,5TDI/2,5TDI 4motion	2,0/3,2 1,9D/2,5D	04/2003 -
T5 PRITSCHEN (7JD,7JE, 7JL,7JY,7JZ) 2,0/3,2V6 1,9TDI/2,5TDI/2,5TDI 4motion	2,0/3,2 1,9D/2,5D	04/2003 -

VERGLEICHS-NR. CROSS-REF.-NO.	HEYD-NR.	BENENNUNG / ABMESSUNG DESCRIPTION / DIMENSION	EINBAU POSITION	BILD FIGURE
7H0 419 803 C/D	V 53.55	Axialspurstange, verstellbar Axial tie rod, adjustable	L ⇐	
7H0 422 817 A/B	V 53.75	Spurstangengel. Innengew. Tie rod end, internal thread M16x1,5 RH, K20	L ⇐	
7H0 419 804 C/D	V 53.56	Axialspurstange, verstellbar Axial tie rod, adjustable	R ⇨	
7H0 422 818 A/B	V53.76	Spurstangengel. Innengew. Tie rod end, internal thread M16x1,5 RH, K18	R ⇨	
	V 53.77	Axialspurstange, Axial tie rod, M16x1,5 RH	L+R ⇨ ⇐	
7H0 407 151 E	V 53.85	Querlenker mit Gummilager. Control arm with bushing	L ↓	
7H0 407 152 E	V 53.86	Querlenker mit Gummilager. Control arm with bushing	R ↓	



VOLKSWAGEN TRANSPORTER

T5 MULTIVAN (7HM,7HF) 2,0/3,2 4motion/3,2V6 1,9TDI/2,5TDI/2,5TDI 4motion	Ltr. 2,0/3,2 1,9D/2,5D	Baujahr Year	04/2003 -
T5 BUS (7HB,7HJ) 2,0/3,2 4motion/3,2V6 1,9TDI/2,5TDI/2,5TDI 4motion	2,0/3,2 1,9D/2,5D		04/2003 -
T5 KASTEN (7HA,7HH) 2,0/3,2 4motion/3,2V6 1,9TDI/2,5TDI/2,5TDI 4motion	2,0/3,2 1,9D/2,5D		04/2003 -
T5 PRITSCHEN (7JD,7JE, 7JL,7JY,7JZ) 2,0/3,2V6 1,9TDI/2,5TDI/2,5TDI 4motion	2,0/3,2 1,9D/2,5D		04/2003 -

VERGLEICHS-NR. CROSS-REF.-NO.	HEYD-NR.	BENENNUNG / ABMESSUNG DESCRIPTION / DIMENSION	EINBAU POSITION	BILD FIGURE
7H0 407 361 7E0 407 361	V 53.92	Traggelenk Vorderachse Suspension joint, front axle zul. Gesamtgewicht bis 3000 kg tolerated weight 3000 kg	L+R ↓	
7H8 407 361 A	V 53.91	Traggelenk Vorderachse Suspension joint, front axle zul. Gesamtgewicht ab 3000 kg tolerated weight above 3000 kg	L+R ↓	
7H5 411 317 7H0 411 317	V 53.42	Pendelstütze, Vorderachse Self-alignment link, front axle	L+R ↗ ↘ 	

VOLKSWAGEN TRANSPORTER



CRAFTER BUS 30-35(2E) 2,5TDI	Ltr 2,5D	Baujahr Year	04/2006 -
CRAFTER KASTEN 30-50(2E) 2,5TDI	2,5D		04/2006 -
CRAFTER PRITSCHEN 30-50(2E) 2,5TDI	2,5D		04/2006 -

VERGLEICHS-NR. CROSS-REF.-NO.	HEYD-NR.	BENENNUNG / ABMESSUNG DESCRIPTION / DIMENSION	EINBAU POSITION	BILD FIGURE
	D 69.73	Spurstange, aussen Tie rod end, outer	L+R ↔↔	
2E0 713 501 901 460 0485 A906 1048 1003	D 69.74	Spurstangengel. Innengew. Tie rod end, internal thread M16x1,5 RH	L+R ↔↔	
2E0 713 491 906 460 0055 A906 1055 1003	D 69.75	Axialgelenk Axial joint M16X1,5	L+R ↔ ↔	


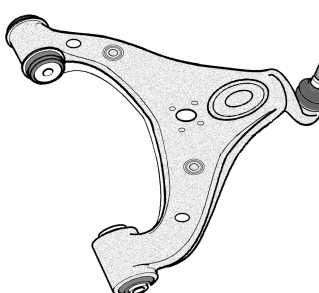

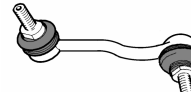

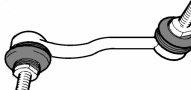
VOLKSWAGEN

FORTSETZUNG / CONTINUATION

VOLKSWAGEN TRANSPORTER



CRAFTER BUS 30-35(2E) 2,5TDI	Ltr 2,5D	Baujahr Year	04/2006 -
CRAFTER KASTEN 30-50(2E) 2,5TDI	2,5D		04/2006 -
CRAFTER PRITSCHKE 30-50(2E) 2,5TDI	2,5D		04/2006 -

VERGLEICHS-NR. CROSS-REF.-NO.	HEYD-NR.	BENENNUNG / ABMESSUNG DESCRIPTION / DIMENSION	EINBAU POSITION	BILD FIGURE
2E0 407 151M 906 330 4007	D 69.83	Querlenker, Vorderachse Control arm, front axle	L ↓	
2E0 407 152M 906 330 4107	D 69.82	Querlenker, Vorderachse Control arm, front axle	R ↓	
2E0 411 317C 906 320 1789	D 69.45	Pendelstütze, Vorderachse Self-alignment link, front axle	L 	
2E0 411 318C 906 320 1889	D 69.46	Pendelstütze, Vorderachse Self-alignment link, front axle	R 	
906 320 1389 2E0 511 051F	D 69.47	Pendelstütze, Hinterachse Self-alignment link, rear axle	L+R 