

VOLKSWAGEN

BORA (1J2)

1,416V/1,6/16V/FSI/1,8/4motion/1,8T/2,0
2,04motiom/2.3V5/4motion/2,8V6 4motoin
1,9SDI/1,9TDI/1,9TDI 4motion

Ltr. 1,4/1,6/1,8/2,0/2,3/2,8 Baujahr 10/1998 - 05/2005
1,9D Year

BORA KOMBI (1J6)

1,416V/1,6/16V/FSI/1,8/4motion/1,8T/2,0
2,04motiom/2.3V5/4motion/2,8V6 4motoin/2,8VR6
1,9SDI/1,9TDI/1,9TDI 4motion

1,4/1,6/1,8/2,0/2,3/2,8 05/1999 - 05/2005
1,9D

VERGLEICHS-NR. CROSS-REF.-NO.	HEYD-NR.	BENENNUNG / ABMESSUNG DESCRIPTION / DIMENSION	EINBAU POSITION	BILD FIGURE
1J0 422 803 B/H	A 03.77	Axialspurstange, verstellbar Axial tie rod, adjustable	L ⇐	
1J0 422 811 B	A 03.74	Spurstangengelenk Innenge Tie rod end internal thread M14x1,5 RH, K14	L ⇐	
1J0 422 804 B/H	A 03.78	Axialspurstange, verstellbar Axial tie rod, adjustable	R ⇒	
1J0 422 812 B	A 03.75	Spurstangengel. Innengew. Tie rod end, internal thread M14x1,5 RH, K14	R ⇒	
1J0 422 807 B	A 03.73	Axialgelenk Axial joint M14x1,5 RH	L+R ⇐ ⇐	
1J0 407 151 B/C	A 03.95	Querlenker mit Gummilager. Control arm with bushing Vorderachse, front axle	L+R ↓	
1J0 407 365 A/BC/D/H	A 03.90	Führungsgelenk, Vorderachse Suspension joint, front axle	L ↓	
1J0 407 366 A/BC/D/H	A 03.91	Führungsgelenk, Vorderachse Suspension joint, front axle	R ↓	
1J0 411 315 G/H	A 03.41	Koppelstange, Vorderachse Stabiliizer link, front axle	L+R ↗ ↘ 	
1J0 411 315 C	A 03.42	Koppelstange, Vorderachse Stabiliizer link, front axle Kunststoff/Plastic	L+R ↗ ↘ 	
1J0 505 466 B	A 03.43	Pendelstütze Stabilizer link	L+R ↗ ↘ 	

FORTSETZUNG / CONTINUATION

VOLKSWAGEN

BORA (1J2)




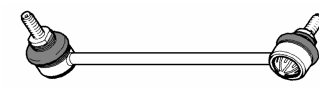

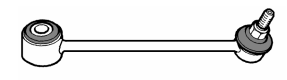
1,416V/1,6/16V/FSI/1,8/4motion/1,8T/2,0
2,04motiom/2.3V5/4motion/2,8V6 4motoin
1,9SDI/1,9TDI/1,9TDI 4motion

Ltr. 1,4/1,6/1,8/2,0/2,3/2,8 1,9D Baujahr 10/1998 - 05/2005
Year

BORA KOMBI (1J6)

1,416V/1,6/16V/FSI/1,8/4motion/1,8T/2,0
2,04motiom/2.3V5/4motion/2,8V6 4motoin/2,8VR6
1,9SDI/1,9TDI/1,9TDI 4motion

1,4/1,6/1,8/2,0/2,3/2,8 1,9D 05/1999 - 05/2005

VERGLEICH-NR. CROSS-REF.-NO.	HEYD-NR.	BENENNUNG / ABMESSUNG DESCRIPTION / DIMENSION	EINBAU POSITION	BILD FIGURE
<i>4MOTION MODELS</i>				
1J0 411 315 D	A 03.47	Koppelstange, Vorderachse Stabiliizer link, front axle	L 	
1J0 411 316 D	A 03.48	Koppelstange, Vorderachse Stabiliizer link, front axle	R 	
1J0 505 466 C	A 03.44	Koppelstange, Hinterachse Stabiliizer link, rear axle	L+R 	


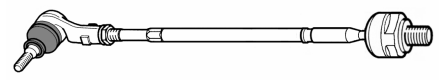



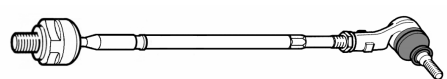

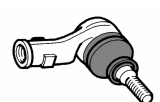

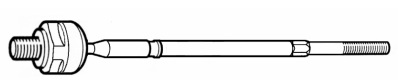
VOLKSWAGEN

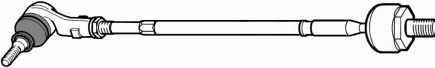

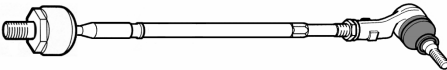

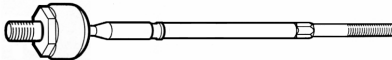




CORRADO (53I) COUPE

1,816V/1,8G60/2,0i/2,0i16V/2,9VR6

Ltr. 1,8/2,0/2,9

Baujahr 09/1987 - 12/1995
Year

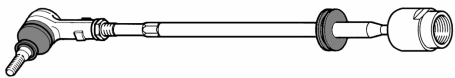
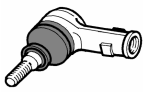
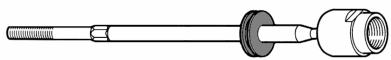
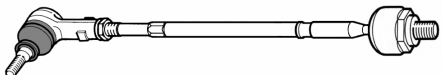
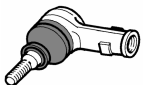
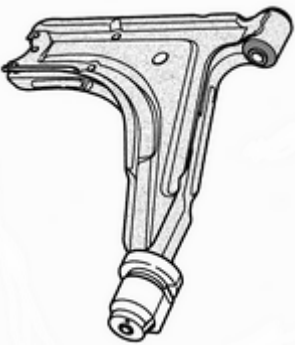


VERGLEICH-NR. CROSS-REF.-NO.	HEYD-NR.	BENENNUNG / ABMESSUNG DESCRIPTION / DIMENSION	EINBAU POSITION	BILD FIGURE
<i>TRW SERVOLENKUNG / POWER STEERING</i>				
191 422 803 A	V 11.54	Axialspurstange, verstellbar Axial tie rod, adjustable	L 	
191 419 811	V 11.73	Spurstangengel. Innengew. Tie rod end, internal thread M14x1,5 RH, K14	L 	
191 422 804 A	V 11.55	Axialspurstange, verstellbar Axial tie rod, adjustable	R 	
191 419 812	V 11.74	Spurstangengel. Innengew. Tie rod end, internal thread M14x1,5 RH, K14	R 	
191 422 807 A	V 07.79	Axialgelenk Axial joint M14x1,5 RH	L+R 	

VERGLEICH-NR. CROSS-REF.-NO.	HEYD-NR.	BENENNUNG / ABMESSUNG DESCRIPTION / DIMENSION	EINBAU POSITION	BILD FIGURE
<i>TRW SERVOLENKUNG / POWER STEERING FOR MODEL 2,9 VR6</i>				
1H0 422 803 B/C	V 11.67	Axialspurstange, verstellbar Axial tie rod, adjustable	L ⇐	
191 419 811	V 11.73	Spurstangengel. Innengew. Tie rod end, internal thread M14x1,5 RH, K14	L ⇐	
1H0 422 804 B/C	V 11.68	Axialspurstange, verstellbar Axial tie rod, adjustable	R ⇨	
191 419 812	V 11.74	Spurstangengel. Innengew. Tie rod end, internal thread M14x1,5 RH, K14	R ⇨	
1H0 422 821 A 1H0 422 807 A	V 11.79	Axialgelenk Axial joint M14x1,5 RH	L+R ⇨ ⇐	
191 407 153 A 191 407 151 B	V 11.97	Querlenker mit Gummilager. Control arm with bushing Vorderachse, front axle	L+R ↓	
357 407 365 A	V 11.93	Führungsgelenk, Vorderachse Suspension joint, front axle Ø19 mm	L+R ↓	
191 411 315 B	V 11.42	Koppelstange Vorderachse Stabiliizer link front axle	L+R ↗ ↘ 	

VOLKSWAGEN

GOLF I (17)
1,1/1,3/1,5/1,6/1,6GTI/1,8GTI
1,5D/1,6D/1,6TD
GOLF I CABRIOLET (155)
1,5/1,6/1,8
JETTA I (16)
1,1/1,3/1,5/1,6/1,6GLI/1,8
1,5D/1,6D/1,6TD

Ltr. 1,1/1,3/1,5/1,6/1,8
1,5D/1,6D Baujahr 04/1974 - 12/1985
Year
1,5/1,6/1,8 01/1979 - 08/1993
1,1/1,3/1,5/1,6/1,8
1,5D/1,6D 08/1979 - 01/1985

VERGLEICH-NR. CROSS-REF.-NO.	HEYD-NR.	BENENNUNG / ABMESSUNG DESCRIPTION / DIMENSION	EINBAU POSITION	BILD FIGURE
<i>MANUELLE LENKUNG / MANUAL STEERING</i>				
171 419 804 A	V 11.51	Axialspurstange, verstellbar Axial tie rod, adjustable	L+R ⇔	
171 419 812	V 11.71	Spurstangengel. Innengew. Tie rod end, internal thread M14x1,5 RH	L+R ⇔	
171 419 821 A	V 11.72	Axialgelenk Axial joint M14x1,5 RH	L+R ⇔ ⇔	
<i>SERVOLENKUNG / POWER STEERING</i>				
155 422 803 175 422 803	V 11.56	Axialspurstange, verstellbar Axial tie rod, adjustable	L+R ⇔	
171 419 812	V 11.71	Spurstangengel, Innengew. Tie rod end, internal thread M14x1,5 RH	L+R ⇔	
171 407 153 D	V 11.96	Querlenker ohne Gummilager. Control arm without bushing Vorderachse, front axle	L+R ↓	
171 407 365 C/D	V 11.91	Traggelenk Vorderachse Suspension joint, front axle Ø15 mm	L+R ↓	
<i>AB/FROM FG-NR./CH-NO. 178-3173-584</i>				
171 407 365 F/G	V 11.92	Traggelenk Vorderachse Suspension joint, front axle Ø17 mm	L+R ↓	

VOLKSWAGEN

GOLF II (19E,1G1)

1,0/1,3/Kat/1,6/1,8/18iKat/Syncro/Kat/1,8GTI
1,8GTI Kat/1,8GTI/16V/G60/G60 Syncro
1,6D/1,6TD

Ltr. 1,0/1,3/1,6/1,8
1,6D

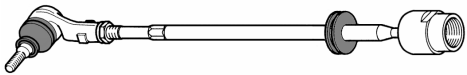

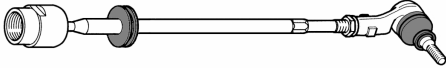
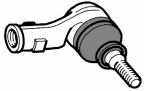
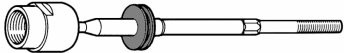
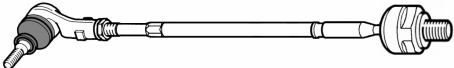

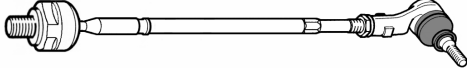
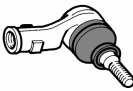
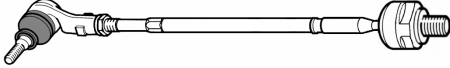

Baujahr
Year 08/1983 - 12/1992

JETTA II (19E,1G2)

1,3Kat/1,6/1,8/Kat/Syncro/1,816V
1,6D/1,6TD

1,3/1,6/1,8
1,6D

01/1984 - 12/1992

VERGLEICHS-NR. CROSS-REF.-NO.	HEYD-NR.	BENENNUNG / ABMESSUNG DESCRIPTION / DIMENSION	EINBAU POSITION	BILD FIGURE
<i>MANUELLE LENKUNG / MANUAL STEERING</i>				
191 419 803 A	V 11.52	Axialspurstange, verstellbar Axial tie rod, adjustable	L ⇐	
191 419 811	V 11.73	Spurstangengel, Innengew. Tie rod end, internal thread M14x1,5 RH, K14	L ⇐	
191 419 804 A	V 11.53	Axialspurstange, verstellbar Axial tie rod, adjustable	R ⇐	
191 419 812	V 11.74	Spurstangengel, Innengew. Tie rod end, internal thread M14x1,5 RH, K14	R ⇐	
191 419 807 A	V 11.75	Axialgelenk Axial joint M14x1,5 RH	L+R ⇐ ⇐	
<i>ZF SERVOLENKUNG / POWER STEERING</i>				
191 422 803 C	V 11.57	Axialspurstange, verstellbar Axial tie rod, adjustable	L ⇐	
191 419 811	V 11.73	Spurstangengel, Innengew. Tie rod end, internal thread M14x1,5 RH, K14	L ⇐	
191 422 804 C	V 11.58	Axialspurstange, verstellbar Axial tie rod, adjustable	R ⇐	
191 419 812	V 11.74	Spurstangengel, Innengew. Tie rod end, internal thread M14x1,5 RH, K14	R ⇐	
<i>TRW SERVOLENKUNG / POWER STEERING</i>				
191 422 803 A	V 11.54	Axialspurstange, verstellbar Axial tie rod, adjustable	L ⇐	
191 419 811	V 11.73	Spurstangengel, Innengew. Tie rod end, internal thread M14x1,5 RH, K14	L ⇐	

FORTSETZUNG / CONTINUATION (2)

VOLKSWAGEN

GOLF II (19E,1G1)

1,0/1,3/Kat/1,6/1,8/18iKat/Syncro/Kat/1,8GTI
1,8GTI Kat/1,8GTI/16V/G60/G60 Syncro
1,6D/1,6TD

Ltr. 1,0/1,3/1,6/1,8
1,6D

Baujahr
Year

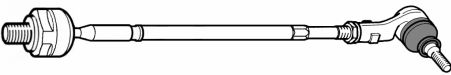
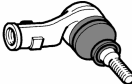





08/1983 - 12/1992

JETTA II (19E,1G2)

1,3Kat/1,6/1,8/Kat/Syncro/1,816V
1,6D/1,6TD

1,3/1,6/1,8
1,6D

01/1984 - 12/1992

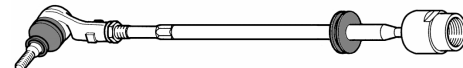

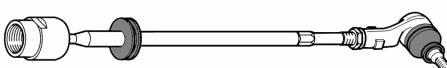

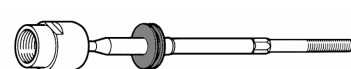
VERGLEICHS-NR. CROSS-REF.-NO.	HEYD-NR.	BENENNUNG / ABMESSUNG DESCRIPTION / DIMENSION	EINBAU POSITION	BILD FIGURE
191 422 804 A	V 11.55	Axialspurstange, verstellbar Axial tie rod, adjustable	R ⇔	
191 419 812	V 11.74	Spurstangengel. Innengew. Tie rod end, internal thread M14x1,5 RH; K14	R ⇔	
191 407 153 A 191 407 151 B	V 11.97	Querlenker mit Gummilager. Control arm with bushing Vorderachse, front axle	L+R ↓	
191 407 365 A/B	V 11.95	Traggelenk Vorderachse Suspension joint, front axle Ø17 mm	L+R ↓	
<i>GOLF II AB / FROM FG-NR./ CH-NO. 19JW-000001-</i> <i>JETTA II AB / FROM FG-NR./ CH-NO. 19J-000001</i>	V 11.93	Traggelenk Vorderachse Suspension joint, front axle Ø19 mm	L+R ↓	
191 411 315 B	V 11.42	Koppelstange Vorderachse Stabilizer link front axle	L+R ↗↘ 	

VOLKSWAGEN

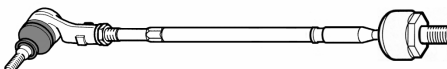

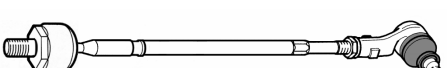
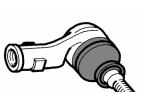
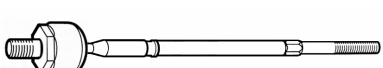
GOLF III (1H1) 1,4/1,6/1,8/Syncro/2,0/Syncro/2,0GTI16V/ 2,8VR6/2,9VR6 Syncro 1,9D/SDI/1,9TD,GTD/1,9TDI Syncro	Ltr. 1,4/1,6/1,8/2,0/2,8/2,9 1,9D	Baujahr Year	08/1991 - 08/1997
GOLF III CABRIOLET (1E7) 1,6/1,8/2,0/ 1,9TDI	1,6/1,8/2,0 1,9D		07/1993 - 05/1998
GOLF III VARIANT (1H5) 1,4/1,6/1,8/Syncro/2,0/Syncro/2,9VR6/Syncro 1,9D/SDI/1,9TD,GTD/1,9TDI Syncro	1,4/1,6/1,8/2,0/2,9 1,9D		07/1993 - 04/1999
VENTO (1H2) 1,4/1,6/1,8/2,0/2,8VR6 1,9D/SDI/1,9TD/1,9TDI	1,4/1,6/1,8/2,0/2,8 1,9D		11/1991 - 09/1998

VERGLEICHS-NR. CROSS-REF.-NO.	HEYD-NR.	BENENNUNG / ABMESSUNG DESCRIPTION / DIMENSION	EINBAU POSITION	BILD FIGURE
----------------------------------	----------	--	--------------------	----------------

MANUELLE LENKUNG / MANUAL STEERING

1HO 419 803	V 11.61	Axialspurstange, verstellbar Axial tie rod, adjustable	L ⇐	
191 419 811	V 11.73	Spurstangengel. Innengew. Tie rod end, internal thread M14x1,5 RH; K14	L ⇐	
1HO 419 804	V 11.62	Axialspurstange, verstellbar Axial tie rod, adjustable	R ⇨	
191 419 812	V 11.74	Spurstangengel. Innengew. Tie rod end, internal thread M14x1,5 RH, K14	R ⇨	
191 419 807 A	V 11.75	Axialgelenk Axial joint M14x1,5 RH	L+R ⇨ ⇐	

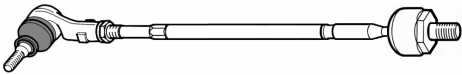

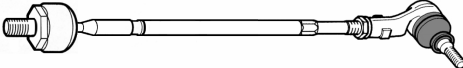
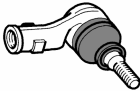
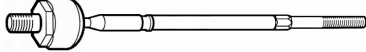
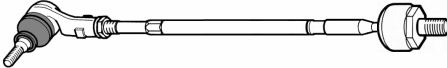
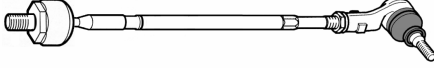


ZF SERVOLENKUNG / POWER STEERING

1HO 422 803 C 1HO 422 803 B	V 11.67	Axialspurstange, verstellbar Axial tie rod, adjustable	L ⇐	
191 419 811	V 11.73	Spurstangengel. Innengew. Tie rod end, internal thread M14x1,5 RH, K14	L ⇐	
1HO 422 804 C 1HO 422 804 B	V 11.68	Axialspurstange, verstellbar Axial tie rod, adjustable	R ⇨	
191 419 812	V 11.74	Spurstangengel. Innengew. Tie rod end, internal thread M14x1,5 RH, K14	R ⇨	
1HO 422 821 B/C 1HO 422 807 B/C	V 11.77	Axialgelenk Axial joint M14x1,5 RH	L+R ⇨ ⇐	

FORTSETZUNG / CONTINUATION

VOLKSWAGEN

GOLF III (1H1) 1,4/1,6/1,8/Syncro/2,0/Syncro/2,0GTI16V/ 2,8VR6/2,9VR6 Syncro 1,9D/SDI/1,9TD,GTD/1,9TDI Syncro	Ltr. 1,4/1,6/1,8/2,0/2,8/2,9 1,9D	Baujahr Year 08/1991 - 08/1997
GOLF III CABRIOLET (1E7) 1,6/1,8/2,0/ 1,9TDI	1,6/1,8/2,0 1,9D	07/1993 - 05/1998
GOLF III VARIANT (1H5) 1,4/1,6/1,8/Syncro/2,0/Syncro/2,9VR6/Syncro 1,9D/SDI/1,9TD,GTD/1,9TDI Syncro	1,4/1,6/1,8/2,0/2,9 1,9D	07/1993 - 04/1999
VENTO (1H2) 1,4/1,6/1,8/2,0/2,8VR6 1,9D/SDI/1,9TD/1,9TDI	1,4/1,6/1,8/2,0/2,8 1,9D	11/1991 - 09/1998

VERGLEICHS-NR. CROSS-REF.-NO.	HEYD-NR.	BENENNUNG / ABMESSUNG DESCRIPTION / DIMENSION	EINBAU POSITION	BILD FIGURE
<i>TRW SERVOLENKUNG / POWER STEERING</i>				
1HO 422 803 A	V 11.65	Axialspurstange, verstellbar Axial tie rod, adjustable	L ⇐	
191 419 811	V 11.73	Spurstangengel. Innengew. Tie rod end, internal thread M14x1,5 RH, K14	L ⇐	
1HO 422 804 A	V 11.66	Axialspurstange, verstellbar Axial tie rod, adjustable	R ⇨	
191 419 812	V 11.74	Spurstangengel. Innengew. Tie rod end, internal thread M14x1,5 RH, K14	R ⇨	
1HO 422 821 A 1HO 422 807 A	V 11.79	Axialgelenk Axial joint M14x1,5 RH	L+R ⇨ ⇐	
<i>TRW SERVOLENKUNG / POWER STEERING AB/FROM FG-NR. 1HR 458 664</i>				
1HO 422 803 D	V 11.69	Axialspurstange, verstellbar Axial tie rod, adjustable	L ⇐	
1HO 422 804 D	V 11.70	Axialspurstange, verstellbar Axial tie rod, adjustable	R ⇨	
1HO 407 151	V 11.98	Querlenker mit Gummilager. Control arm with bushing Vorderachse, front axle	L+R ↓	
357 407 365 A	V 11.93	Traggelenk Vorderachse Suspension joint, front axle Ø19 mm	L+R ↓	

FORTSETZUNG / CONTINUATION

VOLKSWAGEN

GOLF III (1H1)

1,4/1,6/1,8/Syncro/2,0/Syncro/2,0GTI16V/
2,8VR6/2,9VR6 Syncro
1,9D/SDI/1,9TD,GTD/1,9TDI Syncro

Ltr. 1,4/1,6/1,8/2,0/2,8/2,9 1,9D Baujahr Year **08/1991 - 08/1997**

GOLF III CABRIOLET (1E7)

1,6/1,8/2,0/ 1,9TDI

1,6/1,8/2,0
1,9D

07/1993 - 05/1998

GOLF III VARIANT (1H5)

1,4/1,6/1,8/Syncro/2,0/Syncro/2,9VR6/Syncro
1,9D/SDI/1,9TD,GTD/1,9TDI Syncro

1,4/1,6/1,8/2,0/2,9
1,9D

07/1993 - 04/1999

VENTO (1H2)

1,4/1,6/1,8/2,0/2,8VR6
1,9D/SDI/1,9TD/1,9TDI

1,4/1,6/1,8/2,0/2,8
1,9D

11/1991 - 09/1998

VERGLEICHS-NR. CROSS-REF.-NO.	HEYD-NR.	BENENNUNG / ABMESSUNG DESCRIPTION / DIMENSION	EINBAU POSITION	BILD FIGURE
191 411 315 B	V 11.42	Koppelstange Vorderachse Stabilizer link front axle	L+R	
<i>VR6. V16 MODELLE / MODELS</i>				
1HO 407 365	V 11.94	2,0/2,0GTI/2,8VR6/2,9VR6 Traggelenk Vorderachse Suspension joint, front axle	L+R	
535 411 315	V 11.41	2,0/2,0GTI/2,8VR6/2,9VR6 Koppelstange Vorderachse Stabilizer link front axle	L+R	

VOLKSWAGEN

GOLF IV (1J1)

1,416V/1,6/16V/FSI/1,8/4motion/1,8T/GTI/2,0/4motino
2,3V5/4motion/2,8V6 4motion/3,2R32 4motion
1,9SDI/1,9TDI/1,9TDI 4motion

Ltr. 1,4/1,6/1,8/2,0 2,3/2,8/3,2 1,9D Baujahr Year **08/1997 - 06/2005**

GOLF IV CABRIOLET (1E7)

1,6/1,8/2,0/ 1,9TDI

1,6/1,8/2,0
1,9D

06/1998 - 06/2002

GOLF IV VARIANT (1J5)

1,416V/1,6/16V/FSI/1,8/4motion/1,8T/GTI/2,0/4motino
2,3V5/4motion/2,8V6 4motion
1,9SDI/1,9TDI/1,9TDI 4motion

1,4/1,6/1,8/2,0
2,3/2,8
1,9D

05/1999 -

VERGLEICHS-NR. CROSS-REF.-NO.	HEYD-NR.	BENENNUNG / ABMESSUNG DESCRIPTION / DIMENSION	EINBAU POSITION	BILD FIGURE
<i>BIS/TILL FG-NR./CH-NO. 1J-WP050832, 1J-WD039150, 1J-WB027484, 1J-WW062359</i>				
1J0 422 803 A	A 03.70	Axialspurstange, verstellbar Axial tie rod, adjustable	L	
1J0 422 811 A	A 03.71	Spurstangengel. Innenge Tie rod end, internal thread M14x1,5 RH, K14	L	

FORTSETZUNG / CONTINUATION (1)

VOLKSWAGEN

GOLF IV (1J1)

1,416V/1,6/16V/FSI/1,8/4motion/1,8T/GTI/2,0/4motino
2,3V5/4motion/2,8V6 4motion/3,2R32 4motion
1,9SDI/1,9TDI/1,9TDI 4motion

Ltr. 1,4/1,6/1,8/2,0 Baujahr **08/1997 – 06/2005**
2,3/2,8/3,2 Year
1,9D

GOLF IV CABRIOLET (1E7)

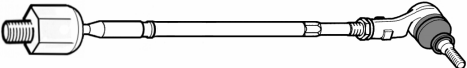

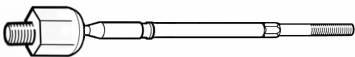
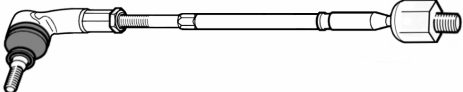
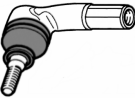
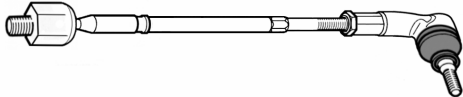
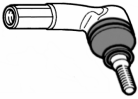
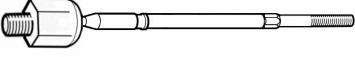
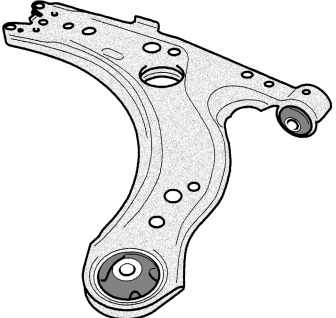
1,6/1,8/2,0/ 1,9TDI

1,6/1,8/2,0 **06/1998 – 06/2002**
1,9D

GOLF IV VARIANT (1J5)

1,416V/1,6/16V/FSI/1,8/4motion/1,8T/GTI/2,0/4motino
2,3V5/4motion/2,8V6 4motion
1,9SDI/1,9TDI/1,9TDI 4motion

1,4/1,6/1,8/2,0 **05/1999 -**
2,3/2,8
1,9D

VERGLEICHS-NR. CROSS-REF.-NO.	HEYD-NR.	BENENNUNG / ABMESSUNG DESCRIPTION / DIMENSION	EINBAU POSITION	BILD FIGURE
<i>BIS/TILL FG-NR./CH-NO. 1J-WP050832, 1J-WD039150, 1J-WB027484, 1J-WW062359</i>				
1J0 422 804 A	A 03.76	Axialspurstange, verstellbar Axial tie rod, adjustable	R ⇔	
1J0 422 812 A	A 03.72	Spurstangengel. Innengew. Tie rod end, internal thread M14x1,5 RH, K14	R ⇔	
1J0 422 807 A	A 03.69	Axialgelenk Axial joint M14x1,5 RH	L+R ⇔ ⇐	
<i>AB/FROM FG-NR./CH-NO. 1J-WP050833, 1J-WD039151, 1J-WB027485, 1J-WW062360</i>				
1J0 422 803 B/H	A 03.77	Axialspurstange, verstellbar Axial tie rod, adjustable	L ⇐	
1J0 422 811 B	A 03.74	Spurstangengelenk Innenge Tie rod end internal thread M14x1,5 RH, K16	L ⇐	
1J0 422 804 B/H	A 03.78	Axialspurstange, verstellbar Axial tie rod, adjustable	R ⇔	
1J0 422 812 B	A 03.75	Spurstangengel. Innengew. Tie rod end, internal thread M14x1,5 RH, K16	R ⇔	
1J0 422 807 B	A 03.73	Axialgelenk Axial joint M14x1,5 RH	L+R ⇔ ⇐	
1J0 407 151 B/C	A 03.95	Querlenker mit Gummilager. Control arm with bushing Vorderachse, front axle	L+R ↓	

FORTSETZUNG / CONTINUATION

VOLKSWAGEN

GOLF IV (1J1)

1,416V/1,6/16V/FSI/1,8/4motion/1,8T/GTI/2,0/4motino
2,3V5/4motion/2,8V6 4motion/3,2R32 4motion
1,9SDI/1,9TDI/1,9TDI 4motion

Ltr. 1,4/1,6/1,8/2,0 Baujahr 08/1997 - 06/2005
2,3/2,8/3,2 Year
1,9D

GOLF IV CABRIOLET (1E7)

1,6/1,8/2,0/ 1,9TDI

1,6/1,8/2,0 06/1998 - 06/2002
1,9D

GOLF IV VARIANT (1J5)

1,416V/1,6/16V/FSI/1,8/4motion/1,8T/GTI/2,0/4motino
2,3V5/4motion/2,8V6 4motion
1,9SDI/1,9TDI/1,9TDI 4motion

1,4/1,6/1,8/2,0 05/1999 -
2,3/2,8
1,9D

VERGLEICHS-NR. CROSS-REF.-NO.	HEYD-NR.	BENENNUNG / ABMESSUNG DESCRIPTION / DIMENSION	EINBAU POSITION	BILD FIGURE
1J0 407 365 A/BC/D/H	A 03.90	Traggelenk Vorderachse Suspension joint, front axle	L ↓	
1J0 407 366 A/BC/D/H	A 03.91	Traggelenk Vorderachse Suspension joint, front axle	R ↓	
1J0 411 315 G/H	A 03.41	Koppelstange Vorderachse Stabiliizer link front axle	L+R	
1J0 505 466 B	A 03.43	Koppelstange Hinterachse Stabiliizer link rear axle	L+R	
<i>VR5, V6, 4MOTION MODELLE / MODELS</i>				
1J0 411 315 D	A 03.47	Koppelstange Vorderachse Stabiliizer link front axle	L+R	
1J0 411 316 D	A 03.48	Koppelstange Vorderachse Stabiliizer link front axle	L+R	
1J0 505 466 B	A 03.43	Koppelstange Hinterachse Stabiliizer link rear axle <i>Fahrzeuge ohne Schlechtwegeausföhrng. Vehicles without off-road suspension</i>	L+R	
1J0 505 466 C	A 03.44	Koppelstange Hinterachse Stabiliizer link rear axle <i>Fahrzeuge mit Schlechtwegeausföhrung Vehicles with off-road suspension</i>	L+R	

VOLKSWAGEN

GOLF V (1K1)

1,416V/FSi/TSI/1,6/FSi/2,0FSi/4motion/2,0GTI/
3,2R32 4motion
1,9TDI/4motion/2,0SDI/2,0TDI4motion/2,0TDI16V

Ltr. 1,4/1,6/2,0/3,2
1,9D/2,0D

Baujahr 10/2003 -
Year

GOLF V VARIANT

1,4/1,4TSI/1,6/2,0
1,9TDI/4motion/2,0TDI/2,0TDI 16V

1,4/1,6/2,0
1,9D/2,0D

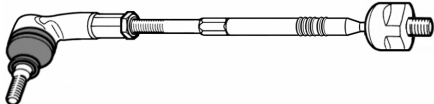
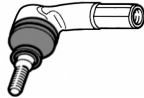
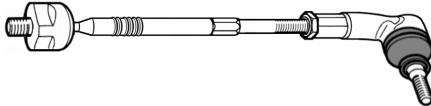
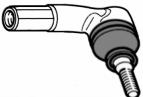
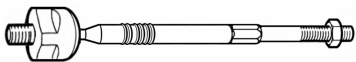
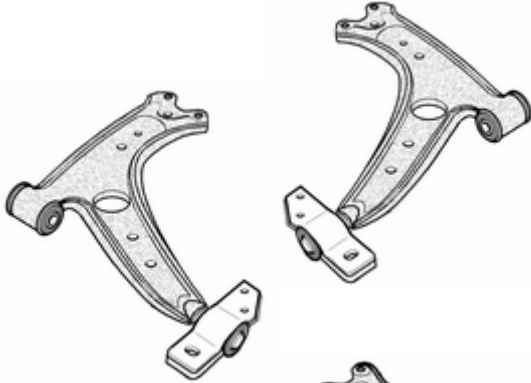
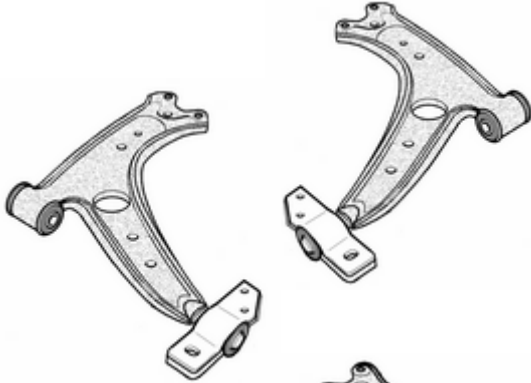



06/2007 -

GOLF V PLUS (5M1)

1,416V/1,4FSi/1,6/1,6FSi/2,0FSi
1,9TDI/2,0TDI/2,0TDI 16V

1,4/1,6/2,0
1,9D/2,0D





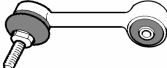
01/2005 -

VERGLEICHS-NR. CROSS-REF.-NO.	HEYD-NR.	BENENNUNG / ABMESSUNG DESCRIPTION / DIMENSION	EINBAU POSITION	BILD FIGURE
	A 03.31	Axialspurstange, verstellbar Axial tie rod, adjustable	L ⇐	
1K0 423 811 E/F	A 03.33	Spurstangengel. Innengew. Tie rod end, internal thread M16x1,5 RH	L ⇐	
	A 03.30	Axialspurstange, verstellbar Axial tie rod, adjustable	R ⇒	
1K0 423 812 E/F	A 03.32	Spurstangengel. Innengew. Tie rod end, internal thread M16x1,5 RH	R ⇒	
1K0 423 810 A	A 03.34	Axialgelenk Axial joint M16x1,5 RH	L+R ⇒ ⇐	
1K0 407 151 P/Q	A 03.83	Querlenker Vorderachse Control arm front axle Stahl /Steel	L ↓	
1K0 407 152 P/Q	A 03.84	Querlenker Vorderachse Control arm front axle Stahl / Steel	R ↓	
1K0 407 151 M/R	A 03.85	Querlenker Vorderachse Control arm front axle Grauguß / Grey cast iron	L ↓	
1K0 407 152 M/R	A 03.86	Querlenker Vorderachse Control arm front axle Grauguß / Grey cast iron	R ↓	
1K0 407 365 C/E	A 03.93	Traggelenk Vorderachse Suspension joint, front axle	L ↓	

FORTSETZUNG / CONTINUATION

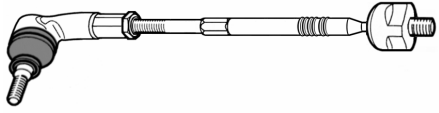
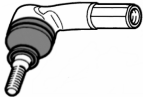
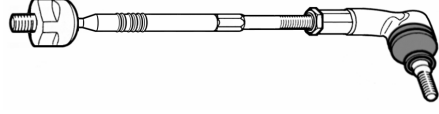
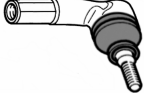
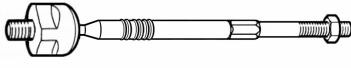
VOLKSWAGEN

GOLF V (1K1) 1,416V/FSi/TSi/1,6/FSi/2,0FSi/4motion/2,0GTI/ 3,2R32 4motion 1,9TDI/4motion/2,0SDI/2,0TDI4motion/2,0TDI16V	Ltr. 1,4/1,6/2,0/3,2 1,9D/2,0D	Baujahr 10/2003 - Year
GOLF V VARIANT 1,4/1,4TSI/1,6/2,0 1,9TDI/4motion/2,0TDI/2,0TDI 16V	1,4/1,6/2,0 1,9D/2,0D	06/2007 -
GOLF V PLUS (5M1) 1,416V/1,4FSi/1,6/1,6FSi/2,0FSi 1,9TDI/2,0TDI/2,0TDI 16V	1,4/1,6/2,0 1,9D/2,0D	01/2005 -

VERGLEICHS-NR. CROSS-REF.-NO.	HEYD-NR.	BENENNUNG / ABMESSUNG DESCRIPTION / DIMENSION	EINBAU POSITION	BILD FIGURE
1K0 407 366 C/E	A 03.92	Traggelenk Vorderachse Suspension joint, front axle	R ↓	
1K0 411 315 J 1K0 411 315 B/D	A 03.49	Koppelstange Vorderachse Stabiilizer link front axle	L+R ↔↗ 	
1K0 505 465 J/K	A 03.50	Koppelstange Hinterachse Stabiilizer link rear axle	L+R ↗↘ 	

VOLKSWAGEN

JETTA III (1K2) 1,4TSI/1,6/1,6FSi/2,0FSi/TFSi/2,5FSi 1,9TDI/2,0TDI/2,0TDI 16V	Ltr. 1,4/1,6/2,0/2,5 1,9D/2,0D	Baujahr 08/2005 - Year
EOS CABRIOLET 1,6FSi/2,0FSi/2,0TFSi/3,2V6 2,0TDI	1,6/2,0/3,2 2,0D	03/2006 -

VERGLEICHS-NR. CROSS-REF.-NO.	HEYD-NR.	BENENNUNG / ABMESSUNG DESCRIPTION / DIMENSION	EINBAU POSITION	BILD FIGURE
	A 03.31	Axialspurstange, verstellbar Axial tie rod, adjustable	L ↔	
1K0 423 811 E/F	A 03.33	Spurstangengel. Innengew. Tie rod end, internal thread M16x1,5 RH	L ↔	
	A 03.30	Axialspurstange, verstellbar Axial tie rod, adjustable	R ↔	
1K0 423 812 E/F	A 03.32	Spurstangengel. Innengew. Tie rod end, internal thread M16x1,5 RH	R ↔	
1K0 423 810 A	A 03.34	Axialgelenk Axial joint M16x1,5 RH	L+R ↔ ↔	

FORTSETZUNG / CONTINUATION

VOLKSWAGEN

JETTA III (1K2)

1,4TSI/1,6/1,6FSI/2,0FSI/TFSI/2,5FSI

1,9TDI/2,0TDI/2,0TDI 16V

EOS CABRIOLET

1,6FSI/2,0FSI/2,0TFSI/3,2V6








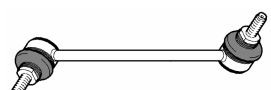

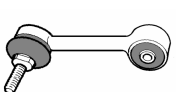
2,0TDI

Ltr. 1,4/1,6/2,0/2,5
1,9D/2,0D

Baujahr 08/2005 -
Year

1,6/2,0/3,2
2,0D

03/2006 -

VERGLEICHS-NR. CROSS-REF.-NO.	HEYD-NR.	BENENNUNG / ABMESSUNG DESCRIPTION / DIMENSION	EINBAU POSITION	BILD FIGURE
1K0 407 151 P/Q	A 03.83	Querlenker Vorderachse Control arm front axle Stahl / Steel	L ↓	
1K0 407 152 P/Q	A 03.84	Querlenker Vorderachse Control arm front axle Stahl / Steel	R ↓	
1K0 407 151 M/R	A 03.85	Querlenker Vorderachse Control arm front axle Grauguß / Grey cast iron	L ↓	
1K0 407 152 M/R	A 03.86	Querlenker Vorderachse Control arm front axle Grauguß / Grey cast iron	R ↓	
1K0 407 365 C/E	A 03.93	Traggelenk Vorderachse Suspension joint, front axle	L ↓	
1K0 407 366 C/E	A 03.92	Traggelenk Vorderachse Suspension joint, front axle	R ↓	
1K0 411 315 J 1K0 411 315 B/D	A 03.49	Koppelstange Vorderachse Stabiliizer link front axle	L+R 	
1K0 505 465 J/K	A 03.50	Koppelstange Hinterachse Stabiliizer link rear axle	L+R 	

VOLKSWAGEN

KÄEFER

Ltr. 1,1/1,2/1,31,5/1,6

Baujahr
Year

04/1949 - 08/2003

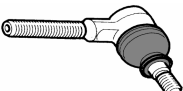
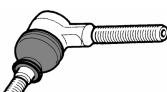
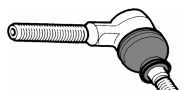
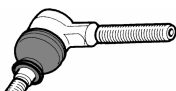
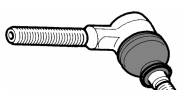
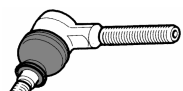



1,1/1,2/1200/1300/1302/1303/1500/1600/1600i

1,2/1,3/1,5/1,6

07/1964 - 03/1981

KÄEFER CABRIOLET (15)

1302 1,3/1,6/1303 1,2/1,3/1,6/ 1500 1,5/1,6/Karm.1,3

VERGLEICHS-NR. CROSS-REF.-NO.	HEYD-NR.	BENENNUNG / ABMESSUNG DESCRIPTION / DIMENSION	EINBAU POSITION	BILD FIGURE
1,1/1,2/1,3/1,5 BAUJAHR/YEAR 04/1949 - 07/1968				
131 415 811	V 03.71	Spurstangengelenk Tie rod end M14x1,5 LH, K12	L ↔	
131 415 812	V 03.72	Spurstangengelenk Tie rod end M14x1,5 RH, K12	R ↔	
1200/1300/1500/CABRIO/CHIA/MEXICO/KURIR181 BAUJAHR/YEAR AB/FROM 08/1968				
311 415 811 C	V 03.75	Spurstangengelenk Tie rod end M14x1,5 LH, K14	L ↔	
311 415 812 C	V 03.76	Spurstangengelenk Tie rod end M14x1,5 RH, K14	R ↔	
1500/1500/TL(31)(36) ab FG.Nr. 318 000001 bis1973				
311 415 811 C	V 03.75	Spurstangengelenk Tie rod end M14x1,5 LH	L ↔	
311 415 812 C	V 03.76	Spurstangengelenk Tie rod end M14x1,5 RH, K14	L ↔ ↔	
1200/1300/1500/1600 KÄFER/CABRIO/CHIA/MEXICO BAUJAHR/YEAR 01/1960 - 07/2003				
131 405 361 F	V 03.90	Führungsgelenk Suspension joint Ø38,3 mm	L+R ↑	
131 405 371 J	V 03.96	Traggelenk Suspension joint Ø38,6 mm	L+R ↓	
1303/1,3/1,6/LS/S1,6 BAUJAHR/YEAR 08/1972-12/1979				
133 407 361	V 04.91	Traggelenk Suspension joint Ø37,3 mm	L+R ↓	

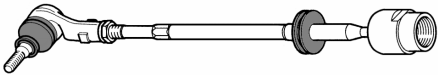
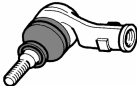
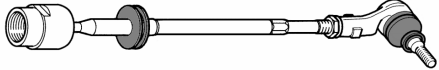

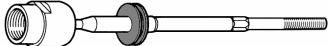
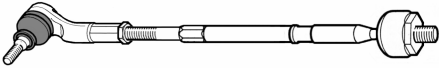
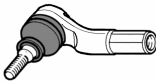
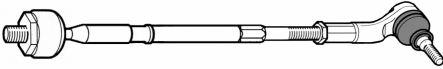
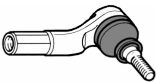

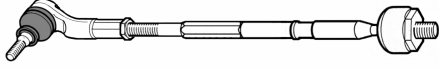
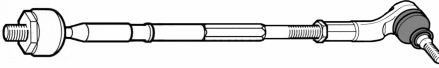
VOLKSWAGEN

LUPO (6X1, 6E1)
1,0/1,4/1,4/16V/1,4FSI/1,6GTI
1,2TDI/1,4TDI/1,7SDI

Ltr. 1,0/1,4/1,6
1,2D/1,4D/1,7D

Baujahr
Year

09/1998 – 07/2005

VERGLEICHS-NR. CROSS-REF.-NO.	HEYD-NR.	BENENNUNG / ABMESSUNG DESCRIPTION / DIMENSION	EINBAU POSITION	BILD FIGURE
<i>MANUELLE LENKUNG / MANUAL STEERING</i>				
6X0 419 803 A	V 12.51	Axialspurstange, verstellbar Axial tie rod, adjustable	L ⇐	
6N0 419 811 6N0 422 811	V 07.71 V 07.77	Spurstangengel. Innengew. Tie rod end, internal thread M14x1,5 RH	L ⇐	
6X0 419 804 A	V 12.52	Axialspurstange, verstellbar Axial tie rod, adjustable	R ⇨	
6N0 419 812 6N0 422 812	V 07.72 V 07.76	Spurstangengel. Innengew. Tie rod end, internal thread M14x1,5 RH, K14	R ⇐	
6N0 419 821	A 12.57	Axialgelenk Axial joint M14x1,5 RH	L+R ⇨ ⇐	
<i>SERVOLENKUNG / POWER STEERING</i>				
6X0 422 803	V 12.53	Axialspurstange, verstellbar Axial tie rod, adjustable	L ⇐	
6X0 422 811	V 12.70	Spurstangengel. Innengew. Tie rod end, internal thread M14x1,5 RH, K14	R ⇨	
6X0 422 804	V 12.54	Axialspurstange, verstellbar Axial tie rod, adjustable	R ⇨	
6X0 422 812	V 12.71	Spurstangengel. Innengew. Tie rod end, internal thread M14x1,5 RH, K14	L ⇐	
6X0 422 807 6X0 422 821	V 12.58	Axialgelenk Axial joint M14x1,5 RH	L+R ⇨ ⇐	
<i>SERVOLENKUNG / POWER STEERING FÜR/FOR 1,416V/1,4FSI/1,4TDI</i>				
6N0 422 803 C	V 12.65	Axialspurstange, verstellbar Axial tie rod, adjustable	L ⇐	
6N0 422 804 C	V 12.64	Axialspurstange, verstellbar Axial tie rod, adjustable	R ⇨	

FORTSETZUNG / CONTINUATION

VOLKSWAGEN

LUPO (6X1, 6E1)
1,0/1,4/1,416V/1,4FSI/1,6GTI
1,2TDI/1,4TDI/1,7SDI

Ltr. 1,0/1,4/1,6
1,2D/1,4D/1,7D

Baujahr
Year **09/1998 – 07/2005**

VERGLEICHS-NR. CROSS-REF.-NO.	HEYD-NR.	BENENNUNG / ABMESSUNG DESCRIPTION / DIMENSION	EINBAU POSITION	BILD FIGURE
6X0 407 151 A 6N0 407 151 A	V 12.90	Querlenker mit Gummilager. Control arm with bushing Vorderachse, front axle	L+R ↓	
6N0 407 365	V 07.90	Traggelenk Vorderachse Suspension joint, front axle	L ↓	
6N0 407 365 A	V 07.91	Traggelenk Vorderachse Suspension joint, front axle	R ↓	
6N0 411 315 C	V 07.41	Koppelstange Vorderachse Stabilizer link front axle Ø 18 mm	L+R	
6N0 411 315A/D	V 07.42	Koppelstange Vorderachse Stabilizer link front axle Ø 20 mm	L+R	

VOLKSWAGEN

NEW BEETLE (9C1,1C1)
1,4/1,6/1,8T/2,0/2,3V5/2,5/RSI3,2
1,9TDI

Ltr. 1,4/1,6/1,8/2,0/2,3/3,2
1,9D

Baujahr
Year **01/1998 -**

VERGLEICHS-NR. CROSS-REF.-NO.	HEYD-NR.	BENENNUNG / ABMESSUNG DESCRIPTION / DIMENSION	EINBAU POSITION	BILD FIGURE
<i>BIS/TILL FG-NR./CH-NO. 1C-W-047124</i>				
1J0 422 803 A	A 03.70	Axialspurstange, verstellbar Axial tie rod, adjustable	L ⇐	
1J0 422 811 A	A 03.71	Spurstangengel. Innengew Tie rod end, internal thread M14x1,5 RH, K14	L ⇐	
1J0 422 804 A	A 03.76	Axialspurstange, verstellbar Axial tie rod, adjustable	R ⇐	

FORTSETZUNG / CONTINUATION

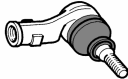

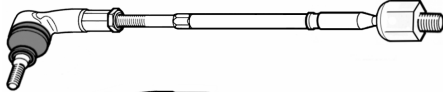
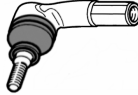
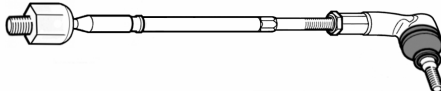
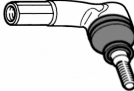





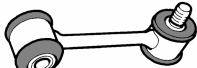

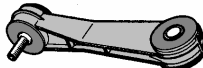

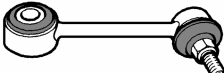
VOLKSWAGEN

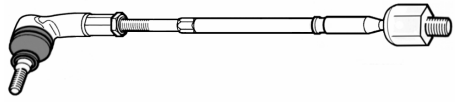
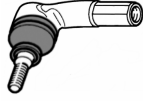
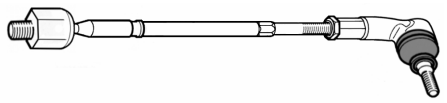
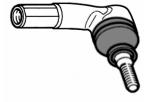
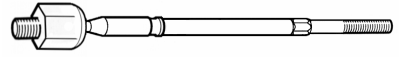




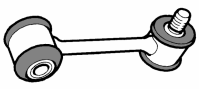

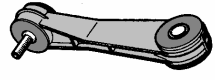
NEW BEETLE (9C1,1C1)
1,4/1,6/1,8T/2,0/2,3V5/2,5/RSI3,2
1,9TDI

Ltr. 1,4/1,6/1,8/2,0/2,3/3,2
1,9D

Baujahr
Year

01/1998 -

VERGLEICHS-NR. CROSS-REF.-NO.	HEYD-NR.	BENENNUNG / ABMESSUNG DESCRIPTION / DIMENSION	EINBAU POSITION	BILD FIGURE
1J0 422 812 A	A 03.72	Spurstangengel. Innengew. Tie rod end, internal thread M14x1,5 RH, K14	R ⇨	
1J0 422 807 A	A 03.69	Axialgelenk Axial joint M14x1,5 RH	L+R ⇨ ⇐	
<i>AB/FROM FG-NR./CH-NO. 1C-W-047125</i>				
1J0 422 803 B/H	A 03.77	Axialspurstange, verstellbar Axial tie rod, adjustable	L ⇐	
1J0 422 811 B	A 03.74	Spurstangengel. Innengew. Tie rod end, internal thread M14x1,5 RH, K14	L ⇐	
1J0 422 804 B/H	A 03.78	Axialspurstange, verstellbar Axial tie rod, adjustable	R ⇨	
1J0 422 812 B	A 03.75	Spurstangengel. Innengew. Tie rod end, internal thread M14x1,5 RH, K14	R ⇨	
1J0 422 807 B/E	A 03.73	Axialgelenk Axial joint M14x1,5 RH	L+R ⇨ ⇐	
1J0 407 151 B/C	A 03.95	Querlenker mit Gummilager. Control arm with bushing Vorderachse, front axle	L+R ↓	
1J0 407 365 A/BC/D/H	A 03.90	Traggelenk Vorderachse Suspension joint, front axle	L ↓	
1J0 407 366 A/BC/D/H	A 03.91	Traggelenk Vorderachse Suspension joint, front axle	R ↓	
1J0 411 315 G/H	A 03.41	Koppelstange Vorderachse Stabilizer link front axle	L+R ↖↗ 	
1J0 411 315 C	A 03.42	Koppelstange Vorderachse Stabilizer link front axle Kunststoff/Plastic	L+R ↖↗ 	
1J0 505 466 B	A 03.43	Koppelstange Hinterachse Stabilizer link rear axle <i>Für/for RSI3,2</i>	L+R ↖↗ 	

VERGLEICHS-NR. CROSS-REF.-NO.	HEYD-NR.	BENENNUNG / ABMESSUNG DESCRIPTION / DIMENSION	EINBAU POSITION	BILD FIGURE
1J0 422 803 B/H	A 03.77	Axialspurstange, verstellbar Axial tie rod, adjustable	L ⇐	
1J0 422 811 B	A 03.74	Spurstangengel.Innengew. Tie rod end, internal thread M14x1,5 RH, K14	L ⇐	
1J0 422 804 B/H	A 03.78	Axialspurstange, verstellbar Axial tie rod, adjustable	R ⇒	
1J0 422 812 B	A 03.75	Spurstangengel.Innengew. Tie rod end, internal thread M14x1,5 RH, K14	R ⇒	
1J0 422 807 B	A 03.73	Axialgelenk Axial joint M14x1,5 RH	L+R ⇐ ⇐	
1J0 407 151 B/C	A 03.95	Querlenker mit Gummilager. Control arm with bushing Vorderachse, front axle	L+R ↓	
1J0 407 365 A/BC/D/H	A 03.90	Traggelenk Vorderachse Suspension joint, front axle	L ↓	
1J0 407 366 A/BC/D/H	A 03.91	Traggelenk Vorderachse Suspension joint, front axle	R ↓	
1J0 411 315 G/H	A 03.41	Koppelstange Vorderachse Stabilizer link front axle	L+R ↗ ↘ 	
1J0 411 315 C	A 03.42	Koppelstange Vorderachse Stabilizer link front axle Kunststoff/Plastic	L+R ↗ ↘ 	

VOLKSWAGEN

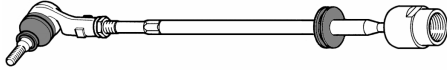

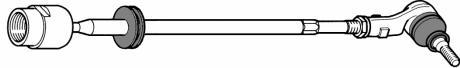

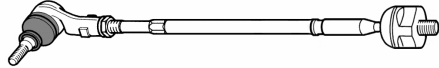

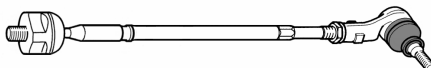
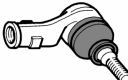
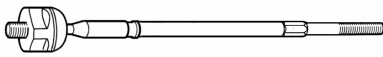
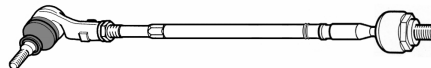

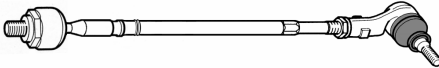
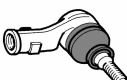
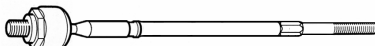
PASSAT (3A2, 35I)
1,6/1,8/16V/G60/Syncro/2,0/Syncro/16V/2,8VR6
1,6TD/1,9D/1,9TD/1,9TDI
PASSAT VARIANT (3A5, 35I)
1,6/1,8/16V/G60/Syncro/2,0/Syncro/16V/2,8VR6/
2,9VR6 Syncro/ 1,6TD/1,9D/1,9TD/1,9TDI

Ltr. 1,6/1,8/2,0/2,8
1,6D/1,9D

Baujahr 02/1988 - 08/1996
Year

1,6/1,8/2,0/2,8/2,9
1,6D/1,9D

02/1988 - 05/1997

VERGLEICHS-NR. CROSS-REF.-NO.	HEYD-NR.	BENENNUNG / ABMESSUNG DESCRIPTION / DIMENSION	EINBAU POSITION	BILD FIGURE
<i>MANUELLE LENKUNG / MANUAL STEERING</i>				
357 419 803 A	V 17.55	Axialspurstange, verstellbar Axial tie rod, adjustable	L ⇐	
191 419 811	V 11.73	Spurstangengel. Innengew. Tie rod end, internal thread M14x1,5 RH, K14	L ⇐	
357 419 804	V 17.52	Axialspurstange, verstellbar Axial tie rod, adjustable	R ⇨	
191 419 812	V 11.74	Spurstangengel. Innengew. Tie rod end, internal thread M14x1,5 RH, K 14	R ⇨	
<i>ZF SERVOLENKUNG / POWER STEERING BIS/TILL FG-NR. 3A-R-099264</i>				
357 422 803 A	V 17.56	Axialspurstange, verstellbar Axial tie rod, adjustable	L ⇐	
191 419 811	V 11.73	Spurstangengel. Innengew. Tie rod end, internal thread M14x1,5 RH, K14	L ⇐	
357 422 804 A	V 17.57	Axialspurstange, verstellbar Axial tie rod, adjustable	R ⇨	
191 419 812	V 11.74	Spurstangengel. Innengew. Tie rod end, internal thread M14x1,5 RH, K14	R ⇨	
357 422 807 A	V 17.77	Axialgelenk Axial joint M14x1,5 RH	L+R ⇨ ⇐	
<i>TRW SERVOLENKUNG / POWER STEERING BIS/TILL FG-NR. 3A-R-099264</i>				
357 422 803	V 17.53	Axialspurstange, verstellbar Axial tie rod, adjustable	L ⇐	
191 419 811	V 11.73	Spurstangengel. Innengew. Tie rod end, internal thread M14x1,5 RH, K14	L ⇐	
357 422 804	V 17.54	Axialspurstange, verstellbar Axial tie rod, adjustable	R ⇨	
191 419 812	V 11.74	Spurstangengel. Innengew. Tie rod end, internal thread M14x1,5 RH, K14	R ⇨	
357 422 821	V 17.78	Axialgelenk Axial joint M14x1,5 RH	L+R ⇨ ⇐	

FORTSETZUNG / CONTINUATION

VOLKSWAGEN

PASSAT (3A2, 35I)

1,6/1,8/16V/G60/Syncro/2,0/Syncro/16V/2,8VR6
1,6TD/1,9D/1,9TD/1,9TDI

Ltr. 1,6/1,8/2,0/2,8
1,6D/1,9D

Baujahr 02/1988 - 08/1996
Year

PASSAT VARIANT (3A5, 35I)

1,6/1,8/16V/G60/Syncro/2,0/Syncro/16V/2,8VR6/
2,9VR6 Syncro/ 1,6TD/1,9D/1,9TD/1,9TDI

1,6/1,8/2,0/2,8/2,9
1,6D/1,9D

02/1988 - 05/1997

VERGLEICHS-NR. CROSS-REF.-NO.	HEYD-NR.	BENENNUNG / ABMESSUNG DESCRIPTION / DIMENSION	EINBAU POSITION	BILD FIGURE
<i>TRW SERVOLENKUNG / POWER STEERING RHD BIS/TILL FG-NR. 3A-R-099264</i>				
357 422 804 C 357 422 803 C	V 17.61 V 17.60	Axialspurstange, verstellbar Axial tie rod, adjustable <i>RHD</i>	L+R ⇔ ⇐	
<i>TRW SERVOLENKUNG / POWER STEERING AB/FORM FG-NR. 3A-R-099265</i>				
3A0 422 803 C	V 17.63	Axialspurstange, verstellbar Axial tie rod, adjustable	L ⇐	
3A0 422 811 A 1J0 422 811 E	V 07.75	Spurstangengel. Innengew. Tie rod end, internal thread M14x1,5 RH, K14	L ⇐	
3A0 422 804 C	V 17.64	Axialspurstange, verstellbar Axial tie rod, adjustable	L ⇐	
3A0 422 812 A 1J0 422 812 E	V 07.74	Spurstangengel. Innengew. Tie rod end, internal thread M14x1,5 RH, K14	R ⇔	
3A0 422 821 C	V 17.67	Axialgelenk Axial joint M14x1,5 RH	L+R ⇔ ⇐	
357 407 151	V 17.82	Querlenker mit Gummilager. Control arm with bushing Vorderachse, front axle	L+R ↓	
357 407 365 A	V 11.93	Traggelenk Vorderachse Suspension joint, front axle	L+R ↓	
1H0 407 365	V 11.94	Traggelenk Vorderachse Suspension joint, front axle <i>Für/for Passat</i> <i>2,0/16V/2,8VR6/1,9TDI</i>	L+R ↓	
357 411 315 A/D	V 11.43	Koppelstange Vorderachse Stabilizer link front axle	L+R ↗↘ 	

VOLKSWAGEN

PASSAT (3B2)

1,6/1,8/1,8T/Syncro/2,0/4motion/2,3VR5/
Syncro 4motion/2,8V6/Syncro/Syncro 4motion

Ltr. 1,6/1,8/2,0/2,3/2,8
1,9D/2,5D

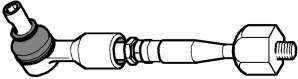
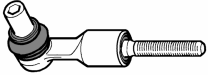
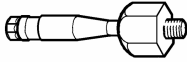


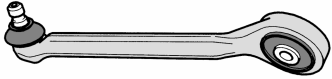
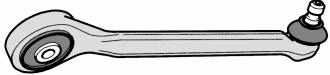
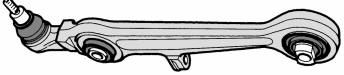


Baujahr 08/1996 - 11/2000
Year

PASSAT VARIANT (3B5)

1,6/1,8/1,8T/Syncro/2,0/4motion/2,3VR5/
Syncro 4motion/2,8V6/Syncro/Syncro 4motion
1,9TDI/ Syncro 4motion/2,5TDI Syncro 4motion

1,6/1,8/2,0/2,3/2,8
1,9D/2,5D

06/1997 - 11/2000

VERGLEICHS-NR. CROSS-REF.-NO.	HEYD-NR.	BENENNUNG / ABMESSUNG DESCRIPTION / DIMENSION	EINBAU POSITION	BILD FIGURE
4D0 419 801 G/L 4B0 419 801 B/M	A 04.51	Axialspurstange, verstellbar Axial tie rod, adjustable Ø17,5 mm	L+R ↔↔	
8E0 419 811 B 4B0 419 811 E	A 04.71	Spurstangengelenk Tie rod end M14x1,5 RH	L+R ↔↔	
4D0 422 821 A	A 04.52	Axialgelenk Axial joint M14x1,5 RH	L+R ↔ ↔	
8E0 407 509 A 8D0 407 509 E	A 04.82	Lenker Vorderachse, hinten Torque rod front axle	L ↑	
8E0 407 510 A 8D0 407 510 E	A 04.83	Lenker Vorderachse, hinten Torque rod front axle	R ↑	
8E0 407 505 A 8D0 407 505 H/K	A 04.41	Lenker Vorderachse, vorne Torque rod front axle	L ↑	
8E0 407 506 A 8D0 407 506 H/K	A 04.42	Lenker Vorderachse, vorne Torque rod front axle	R ↑	
8D0 407 151 F 4D0 407 151 J/P	A 04.86	Querlenker, VA, vorne Control arm, VA	L+R ↓	
8E0 407 693 K/Q 4D0 407 693 M/N	A 04.87	Führungslenker, VA, hinten Torque rod front axle	L ↓	
8E0 407 694 K/Q 4D0 407 694 M/N	A 04.88	Führungslenker, VA, hinten Torque rod front axle	R ↓	

VOLKSWAGEN

PASSAT (3B2)

1,6/1,8/1,8T/Syncro/2,0/4motion/2,3VR5/
Syncro 4motion/2,8V6/Syncro/Syncro 4motion

Ltr. 1,6/1,8/2,0/2,3/2,8
1,9D/2,5D

Baujahr 08/1996 - 11/2000
Year

PASSAT VARIANT (3B5)

1,6/1,8/1,8T/Syncro/2,0/4motion/2,3VR5/
Syncro 4motion/2,8V6/Syncro/Syncro 4motion
1,9TDI/ Syncro 4motion/2,5TDI Syncro 4motion

1,6/1,8/2,0/2,3/2,8
1,9D/2,5D

06/1997 - 11/2000

VERGLEICHS-NR. CROSS-REF.-NO.	HEYD-NR.	BENENNUNG / ABMESSUNG DESCRIPTION / DIMENSION	EINBAU POSITION	BILD FIGURE
8D0 411 317 D 4D0 411 317 G/J	A 04.46	Koppelstange Vorderachse Stabilizer link front axle	L	
8D0 411 318 D 4D0 411 318 G/J	A 04.47	Koppelstange Vorderachse Stabilizer link front axle	R	
8E0 505 465 D	A 04.38	Koppelstange Hinterachse Stabilizer link rear axle	L+R	

VOLKSWAGEN

PASSAT (3B3)

1,6/1,8T20V/2.0/4motion/2,3V5/4motion
2,8 4motion/4,0W8 4motion
1,9TDI/4motion/2,0TDI/2,5TDI/4motion

Ltr. 1,6/1,8/2,0/2,3/2,8/4,0
1,9D/2,0D/2,5D

Baujahr 11/2000 - 05/2002
Year

PASSAT VARIANT (3B6)

1,6/1,8T20V/2.0/4motion/2,3V5/4motion
2,8 4motion/4,0W8 4motion
1,9TDI/4motion/2,0TDI/2,5TDI/4motion

1,6/1,8/2,0/2,3/2,8/4,0
1,9D/2,0D/2,5D

11/2000 - 08/2005

VERGLEICHS-NR. CROSS-REF.-NO.	HEYD-NR.	BENENNUNG / ABMESSUNG DESCRIPTION / DIMENSION	EINBAU POSITION	BILD FIGURE
4D0 419 801 G/L 4B0 419 801 B/M	A 04.51	Axialspurstange, verstellbar Axial tie rod, adjustable Ø17,5 mm	L+R	
8E0 419 811 B 4B0 419 811 E	A 04.71	Spurstangengelenk Tie rod end M14x1,5 RH	L+R	
4D0 422 821 A	A 04.52	Axialgelenk Axial joint M14x1,5 RH	L+R	

FORTSETZUNG / CONTINUATION

VOLKSWAGEN

PASSAT (3B3)

1,6/1,8T20V/2.0/4motion/2,3V5/4motion
2,8 4motion/4,0W8 4motion
1,9TDI/4motion/2,0TDI/2,5TDI/4motion

Ltr. 1,6/1,8/2,0/2,3/2,8/4,0
1,9D/2,0D/2,5D






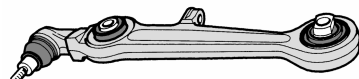







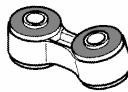
Baujahr 11/2000 -
Year 05/2002

PASSAT VARIANT (3B6)

1,6/1,8T20V/2.0/4motion/2,3V5/4motion
2,8 4motion/4,0W8 4motion
1,9TDI/4motion/2,0TDI/2,5TDI/4motion

1,6/1,8/2,0/2,3/2,8/4,0
1,9D/2,0D/2,5D

11/2000 -
08/2005

VERGLEICHS-NR. CROSS-REF.-NO.	HEYD-NR.	BENENNUNG / ABMESSUNG DESCRIPTION / DIMENSION	EINBAU POSITION	BILD FIGURE
8E0 407 509 A 8D0 407 509 E	A 04.82	Lenker Vorderachse, hinten Torque rod front axle K16	L ↑	
8E0 407 510 A 8D0 407 510 E	A 04.83	Lenker Vorderachse, hinten Torque rod front axle K16	R ↑	
8E0 407 505 A 8D0 407 505 H/K	A 04.41	Lenker Vorderachse, hinten Torque rod front axle K16	L ↑	
8E0 407 506 A 8D0 407 506 H/K	A 04.42	Lenker Vorderachse, hinten Torque rod front axle K16	R ↑	
8D0 407 151 F 4D0 407 151 J/P	A 04.86	Querlenker, VA, vorne Control arm, VA	L+R ↓	
<i>AB/FROM FG-NR. 3B-307 2001</i> 4B3 407 151 C/E	A 04.89	Querlenker, VA, vorne Control arm, VA	L+R ↓	
8E0 407 693 K/Q 4D0 407 693 M/N	A 04.87	Führungslenker, VA, hinten Torque rod front axle	L ↓	
8E0 407 694 K/Q 4D0 407 694 M/N	A 04.88	Führungslenker, VA, hinten Torque rod front axle	R ↓	
8D0 411 317 D 4D0 411 317 G/J	A 04.46	Koppelstange Vorderachse Stabilizer link front axle	L ↻ 	
8D0 411 318 D 4D0 411 318 G/J	A 04.47	Koppelstange Vorderachse Stabilizer link front axle	R ↻ 	
8E0 505 465 D	A 04.38	Koppelstange Hinterachse Stabilizer link rear axle	L+R ↻ 	

VOLKSWAGEN

PASSAT (3C2)

1,4TSI/1,6FSI/1,8TSI/2,0FSI/4motion
3,2FSI/4motion/3,6R36 4motion
1,9TDI/2,0TDI/4motion/2,0TDI16V/4motion

Ltr. 1,4/1,6/1,8/2,0/3,2/3,6
1,9D/2,0D

Baujahr
Year 03/2005 -

PASSAT VARIANT (3C5)

1,4TSI/1,6FSI/1,8TSI/2,0FSI/4motion
3,2FSI/4motion/3,6R36 4motion
1,9TDI/2,0TDI/4motion/2,0TDI16V/4motion

1,4/1,6/1,8/2,0/3,2/3,6
1,9D/2,0D

11/2000 - 08/2005

VERGLEICHS-NR. CROSS-REF.-NO.	HEYD-NR.	BENENNUNG / ABMESSUNG DESCRIPTION / DIMENSION	EINBAU POSITION	BILD FIGURE
	V 18.11	Axialspurstange, verstellbar Axial tie rod, adjustable	L ⇐	
1K0 423 811 E/F	A 03.33	Spurstangengel. Innengew. Tie rod end, internal thread M16x1,5 RH,	L ⇐	
	V 18.10	Axialspurstange, verstellbar Axial tie rod, adjustable	R ⇒	
1K0 423 812 E/F	A 03.32	Spurstangengel. Innengew. Tie rod end, internal thread M16x1,5 RH	R ⇒	
1K0 423 810A	A 03.34	Axialgelenk Axial joint M16x1,5 RH	L+R ⇒ ⇐	
3C0 407 151 A/C	V 18.80	Querlenker mit Gummilager. Control arm with bushing Vorderachse, front axle	L+R ↓	
3C0 407 365 A	V 18.91	Traggelenk Vorderachse Suspension joint, front axle	L ↓	
3C0 407 366 A	V 18.90	Traggelenk Vorderachse Suspension joint, front axle	R ↓	
1K0 411 315 J 1K0 411 315 B/D	A 03.49	Koppelstange Vorderachse Stabiilizer link front axle	L+R ↗ ↘ 	
1K0 505 465 J/K	A 03.50	Koppelstange Hinterachse Stabiilizer link rear axle	L+R ↗ ↘ 	

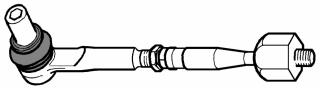
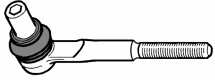

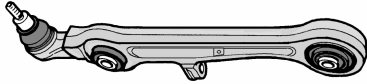









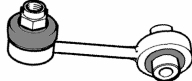

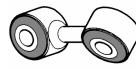


VOLKSWAGEN

PHAETON (3D2)

3,2V6/4motion/4,2V8 4motion/6,0W12 4motion
3,0V6 TDI 4motion/5,0V10 TDI 4motion

Ltr 3,2/4,2/6,0
3,0D/5,0D

Baujahr 04/2002 -
Year

VERGLEICHS-NR. CROSS-REF.-NO.	HEYD-NR.	BENENNUNG / ABMESSUNG DESCRIPTION / DIMENSION	EINBAU POSITION	BILD FIGURE
4E0 419 801 C/D	A 08.50	Axialspurstange, verstellbar Axial tie rod, adjustable	L+R ⇔⇔	
4E0 419 811 B/D	A 08.54	Spurstangengelenk Tie rod end M14x1,5 RH	L+R ⇔⇔	
4E0 419 821	A 08.52	Axialgelenk Axial joint M14x1.5	L+R ⇔ ⇔	
4E0 407 151 G/L	A 08.80	Querlenker, VA, vorne Control arm, VA	L+R ↓	
4E0 407 693 C/F	A 08.83	Führungslenker, VA, hinten Torque rod front axle	L ↓	
4E0 407 694 C/F	A 08.82	Führungslenker, VA, hinten Torque rod front axle L= 385 mm	R ↓	
4E0 407 505 B	A 06.85	Lenker Vorderachse, vorne Torque rod front axle	L ↑	
4E0 407 506 B	A 06.84	Lenker Vorderachse, vorne Torque rod front axle L= 273 mm	R ↑	
4E0 407 509 B	A 06.83	Lenker Vorderachse, hinten Torque rod front axle	L ↑	
4E0 407 510 B	A 06.82	Lenker Vorderachse, hinten Torque rod front axle	R ↑	
4E0 411 317 E/D	A 06.44	KoppelstangeVorderachse Stabilizer link front axle	L+R ↖ ↗ 	
4E0 505 465 E/G	A 06.48	Koppelstange Hinterachse Stabilizer link rear axle	L+R ↗ ↘ 	
4E0 505 547 A/B	A 06.49	Koppelstange Hinterachse Stabilizer link rear axle	L ↗ 	
4E0 505 548 A/B	A 06.50	Koppelstange Hinterachse Stabilizer link rear axle	R ↘ 	

VOLKSWAGEN

POLO (6N1)

1,0/1,3/1,4/1,416V/1,6/1,616V GTI
1,7SDI/1,7SDI/1,9D/1,9SDI

Ltr. 1,0/1,3/1,4/1,6
1,7D/1,9D

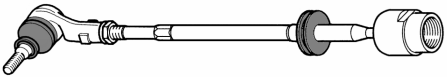
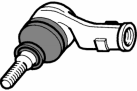
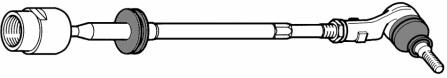

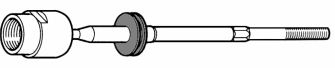
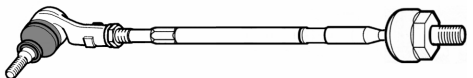
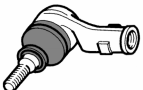
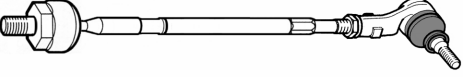
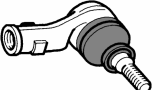
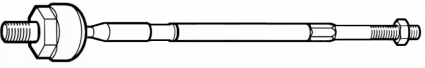
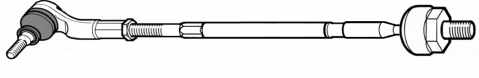
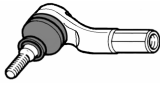
Baujahr 10/1994 - 10/1999
Year

POLO KASTEN (6NF)

1,0/1,4
1,7SDI/1,9D/1,9SDI

1,0/1,4
1,7D/1,9D

10/1994 - 12/1999

VERGLEICHS-NR. CROSS-REF.-NO.	HEYD-NR.	BENENNUNG / ABMESSUNG DESCRIPTION / DIMENSION	EINBAU POSITION	BILD FIGURE
<i>MANUELLE LENKUNG / MANUAL STEERING BIS/TILL FG-NR. 6N-Y-050000</i>				
6N0 419 803	V 07.61	Axialspurstange, verstellbar Axial tie rod, adjustable	L ⇐	
6N0 419 811 6N0 422 811	V 07.71 V 07.77	Spurstangengel, Innengew. Tie rod end, internal thread M14x1,5 RH, K14	L ⇐	
6N0 419 804	V 07.60	Axialspurstange, verstellbar Axial tie rod, adjustable	R ⇨	
6N0 419 812 6N0 422 812	V 07.72 V 07.76	Spurstangengel, Innengew. Tie rod end, internal thread M14x1,5 RH, K14	R ⇨	
6N0 419 821	A 12.57	Axialgelenk Axial joint M14x1,5 RH	L+R ⇨ ⇐	
<i>SERVOLENKUNG / POWER STEERING BIS/TILL FG-NR. 6N-W-078256</i>				
6N0 422 803 A	V 07.63	Axialspurstange, verstellbar Axial tie rod, adjustable	L ⇐	
6N0 419 811 6N0 422 811	V 07.71 V 07.77	Spurstangengel, Innengew. Tie rod end, internal thread M14x1,5 RH, K14	R ⇨	
6N0 422 804 A	V 07.62	Axialspurstange, verstellbar Axial tie rod, adjustable	R ⇨	
6N0 419 812 6N0 422 812	V 07.72 V 07.76	Spurstangengel, Innengew. Tie rod end, internal thread M14x1,5 RH, K14	L ⇐	
6N0 422 821 A	V 07.78	Axialgelenk Axial joint M14x1,5 RH	L+R ⇨ ⇐	
<i>SERVOLENKUNG / POWER STEERING AB/FROM FG-NR. 6N-W-078257</i>				
6N0 422 803 D	V 12.61	Axialspurstange, verstellbar Axial tie rod, adjustable	L ⇐	
6X0 422 811	V 12.70	Spurstangengel, Innengew. Tie rod end, internal thread M14x1,5 RH, K14	R ⇨	

FORTSETZUNG / CONTINUATION

VOLKSWAGEN

POLO (6N1)

1,0/1,3/1,4/1,4/1,6/1,6/1,6/1,6V GTI
1,7SDI/1,7SDI/1,9D/1,9SDI

Ltr. 1,0/1,3/1,4/1,6
1,7D/1,9D

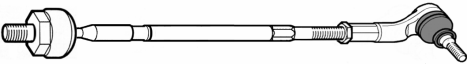
Baujahr 10/1994 - 10/1999
Year

POLO KASTEN (6NF)

1,0/1,4
1,7SDI/1,9D/1,9SDI

1,0/1,4
1,7D/1,9D

10/1994 - 12/1999

VERGLEICHS-NR. CROSS-REF.-NO.	HEYD-NR.	BENENNUNG / ABMESSUNG DESCRIPTION / DIMENSION	EINBAU POSITION	BILD FIGURE
<i>SERVOLENKUNG / POWER STEERING AB/FROM FG-NR. 6N-W-078257</i>				
6N0 422 804 D	V 12.62	Axialspurstange, verstellbar Axial tie rod, adjustable	R ⇨	
6X0 422 812	V 12.71	Spurstangengel. Innengew. Tie rod end, internal thread M14x1,5 RH, K12	L ⇨	
6N0 422 807 D	V 12.63	Axialgelenk Axial joint M14x1,5 RH	L+R ⇨ ⇨	
6N0 407 151 B	V 12.91	Querlenker mit Gummilager. Control arm with bushing Vorderachse, front axle	L+R ↓	
6N0 407 365	V 07.90	Traggelenk Vorderachse Suspension joint, front axle	L ↓	
6N0 407 365 A	V 07.91	Traggelenk Vorderachse Suspension joint, front axle	R ↓	
6N0 411 315 C	V 07.41	Koppelstange Vorderachse Stabiliizer link front axle	L+R ⇨ ⇨ 	

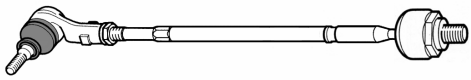
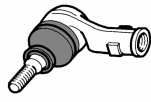
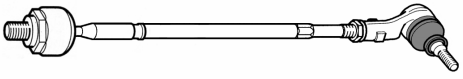
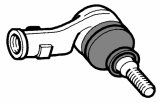
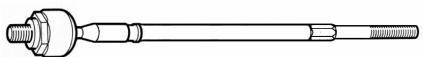



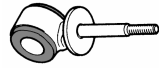
VOLKSWAGEN

POLO CLASSIC (6KV2)
 1,4/1,416V/1,6/1,8
 1,7SDI/1,9SDI/1,9TDI
POLO VARIANT (6KV5)
 1,4/1,416V/1,6/1,8
 1,7SDI/1,9SDI/1,9TDI

Ltr. 1,4/1,6/1,8
 1,7D/1,9D

Baujahr 11/1995 - 07/2002
 Year

04/1997 - 09/2001

VERGLEICH-NR. CROSS-REF.-NO.	HEYD-NR.	BENENNUNG / ABMESSUNG DESCRIPTION / DIMENSION	EINBAU POSITION	BILD FIGURE
6K0 422 803 B/E	V 12.56	Axialspurstange, verstellbar Axial tie rod, adjustable	L ⇐	
3A0 422 811 A 1J0 422 811 E	V 07.75	Spurstangengel. Innengew. Tie rod end, internal thread M14x1,5 RH, K14	L ⇐	
6K0 422 804 B/E	V 12.55	Axialspurstange, verstellbar Axial tie rod, adjustable	R ⇐	
3A0 422 812 A 1J0 422 812 E	V 07.74	Spurstangengel. Innengew. Tie rod end, internal thread M14x1,5 RH, K14	R ⇐	
6K0 422 807 F/E	V 12.59	Axialgelenk Axial joint M14x1,5 RH	L+R ⇐ ⇐	
191 407 153 A 191 407 151 B	V 11.97	Querlenker mit Gummilager. Control arm with bushing Vorderachse, front axle	L+R ↓	
357 407 365 A	V 11.93	Traggelenk Vorderachse Suspension joint, front axle Ø19 mm	L+R ↓	
191 411 315 B	V 11.42	Koppelstange Vorderachse Stabilizer link front axle	L+R ⇐⇐ 	

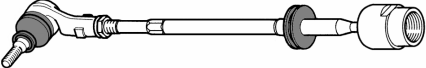
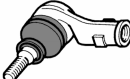
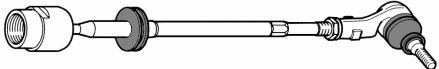
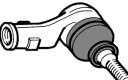
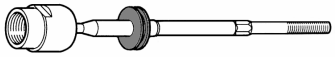
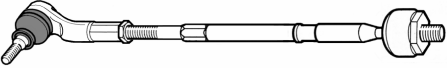
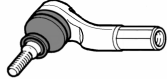
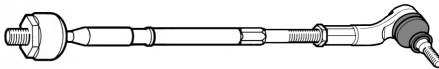
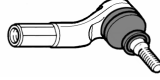

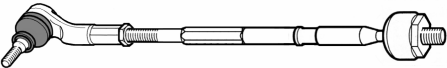
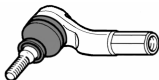
VOLKSWAGEN

POLO (6N2)
1,0/1,4/1,416V/1,616V GTI
1,5TDI/1,7SDI/1,9D/1,9SDI

Ltr. 1,0/1,41,6
1,4D/1,7D/1,9D

Baujahr
Year

10/1999 09/2001

VERGLEICHS-NR. CROSS-REF.-NO.	HEYD-NR.	BENENNUNG / ABMESSUNG DESCRIPTION / DIMENSION	EINBAU POSITION	BILD FIGURE
6X0 419 803 A	V 12.51	Axialspurstange, verstellbar Axial tie rod, adjustable	L ⇐	
6N0 419 811 6N0 422 811	V 07.71 V 07.77	Spurstangengel, Innengew. Tie rod end, internal thread M14x1,5 RH	L ⇐	
6X0 419 804 A	V 12.52	Axialspurstange, verstellbar Axial tie rod, adjustable	R ⇨	
6N0 419 812 6N0 422 812	V 07.72 V 07.76	Spurstangengel, Innengew. Tie rod end, internal thread M14x1,5 RH	R ⇨	
6N0 419 821	A 12.57	Axialgelenk Axial joint M14x1,5 RH	L+R ⇨ ⇐	
<i>SERVOLENKUNG / POWER STEERING NICHT FÜR/ NOT FOR 1,416V/1,616V/1,4TDI</i>				
6X0 422 803	V 12.53	Axialspurstange, verstellbar Axial tie rod, adjustable	L ⇐	
6X0 422 811	V 12.70	Spurstangengel, Innengew. Tie rod end, internal thread M14x1,5 RH,	L ⇐	
6X0 422 804	V 12.54	Axialspurstange, verstellbar Axial tie rod, adjustable	R ⇨	
6X0 422 812	V 12.71	Spurstangengel, Innengew. Tie rod end, internal thread M14x1,5 RH	R ⇨	
6X0 422 821 6X0 422 807	V 12.58	Axialgelenk Axial joint M14x1,5 RH	L+R ⇨ ⇐	
<i>SERVOLENKUNG / POWER STEERING FÜR/FOR 1,416V/1,616V/1,4TDI</i>				
6N0 422 803 C	V 12.65	Axialspurstange, verstellbar Axial tie rod, adjustable	L ⇐	
6X0 422 811	V 12.70	Spurstangengel, Innengew. Tie rod end, internal thread M14x1,5 RH	L ⇐	

FORTSETZUNG / CONTINUATION

VOLKSWAGEN

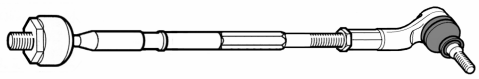
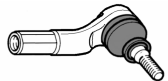
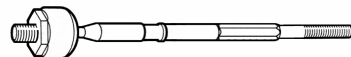
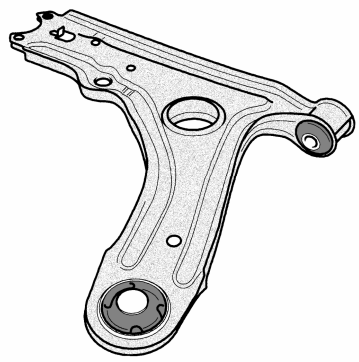






POLO (6N2)

1,0/1,4/1,416V/1,616V GTI
1,5TDI/1,7SDI/1,9D/1,9SDI

Ltr. 1,0/1,41,6
1,4D/1,7D/1,9D

Baujahr
Year

10/1999 09/2001

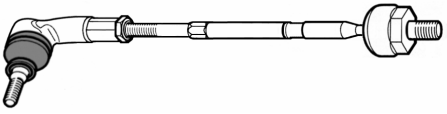
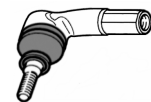
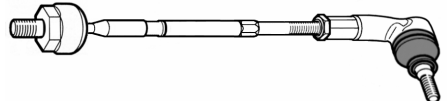
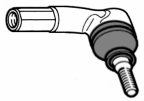

VERGLEICHS-NR. CROSS-REF.-NO.	HEYD-NR.	BENENNUNG / ABMESSUNG DESCRIPTION / DIMENSION	EINBAU POSITION	BILD FIGURE
<i>SERVOLENKUNG / POWER STEERING FÜR/FOR 1,416V/1,616V/1,4TDI</i>				
6N0 422 804 C	V 12.64	Axialspurstange, verstellbar Axial tie rod, adjustable	R ⇒	
6X0 422 812	V 12.71	Spurstangengel. Innengew. Tie rod end, internal thread M14x1,5 RH	R ⇒	
6N0 422 807 C	V 12.73	Axialgelenk Axial joint M14x1,5 RH	L+R ⇒ ⇐	
6X0 407 151 A 6N0 407 151 A	V 12.90	Querlenker mit Gummilager. Control arm with bushing Vorderachse, front axle	L+R ↓	
6N0 407 365	V 07.90	Traggelenk Vorderachse Suspension joint, front axle	L ↓	
6N0 407 365 A	V 07.91	Traggelenk Vorderachse Suspension joint, front axle	R ↓	
6N0 411 315 C	V 07.41	Koppelstange Vorderachse Stabiliizer link front axle Ø18	L+R ↖ ↗ 	
6N0 411 315 A/D	V 07.42	Koppelstange Vorderachse Stabiliizer link front axle Ø20	L+R ↖ ↗ 	

VOLKSWAGEN

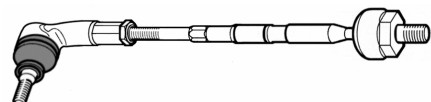
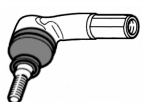
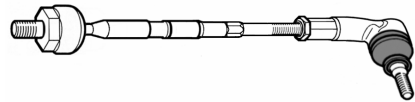
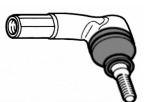
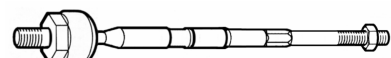
POLO (9N) 1,2/1,4/16V/1,4FSI/1,6/16V/1,8GTI/Cup Edition 1,4TDI/1,9SDI/1,9TDI	Ltr. 1,2/1,4/1,6/1,8 1,4D/1,9D	Baujahr Year 10/2001 -
POLO STUFENHECK 1,4 1,4TDI/1,9SDI	1,4 1,4D/1,9D	09/2002 -
FOX (5Z1) 1,2/1,4 1,4TDI	1,2/1,4 1,4D	10/2003 -

VERGLEICHS-NR. CROSS-REF.-NO.	HEYD-NR.	BENENNUNG / ABMESSUNG DESCRIPTION / DIMENSION	EINBAU POSITION	BILD FIGURE
----------------------------------	----------	--	--------------------	----------------

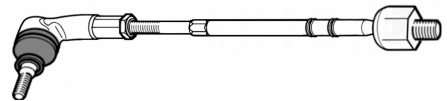
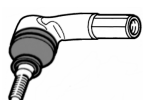
MANUELLE LENKUNG / MANUAL STEERING

6Q0 419 803 B/D	A 03.57	Axialspurstange, verstellbar Axial tie rod, adjustable	L ⇐	
6Q0 423 811 C/D 6Q0 419 811 C	A 03.61	Spurstangengel.Innengew. Tie rod end, internal thread M14x1,5 RH	L ⇐	
6Q0 419 804 B/D	A 03.58	Axialspurstange, verstellbar Axial tie rod, adjustable	R ⇨	
6Q0 423 812 C/D 6Q0 419 812 C	A 03.60	Spurstangengel.Innengew. Tie rod end, internal thread M14x1,5 RH	R ⇨	
6Q0 419 807 A/D	A 03.59	Axialgelenk Axial joint M14x1,5	L+R ⇨ ⇐	

SERVOLENKUNG / POWER STEERING TRW

6Q0 423 803 B/E	A 03.51	Axialspurstange, verstellbar Axial tie rod, adjustable	L ⇐	
6Q0 423 811 C/D 6Q0 419 811 C	A 03.61	Spurstangengel.Innengew. Tie rod end, internal thread M14x1,5 RH	L ⇐	
6Q0 423 804 B/E	A 03.52	Axialspurstange, verstellbar Axial tie rod, adjustable	R ⇨	
6Q0 423 812 C/D 6Q0 419 812 C	A 03.60	Spurstangengel.Innengew. Tie rod end, internal thread M14x1,5 RH	R ⇨	
6Q0 423 810 B	A 03.54	Axialgelenk Axial joint M14x1,5	L+R ⇨ ⇐	

SERVOLENKUNG / POWER STEERING SMI KOYO

6Q0 423 803 C/G	A 03.55	Axialspurstange, verstellbar Axial tie rod, adjustable	L ⇐	
6Q0 423 811 C/D 6Q0 419 811 C	A 03.61	Spurstangengel.Innengew. Tie rod end, internal thread M14x1,5 RH	L ⇐	

FORTSETZUNG / CONTINUATION

VOLKSWAGEN

POLO (9N)

1,2/1,4/16V/1,4FSI/1,6/16V/1,8GTI/Cup Edition
1,4TDI/1,9SDI/1,9TDI

Ltr. 1,2/1,4/1,6/1,8
1,4D/1,9D

Baujahr 10/2001 -
Year

POLO STUFENHECK

1,4 1,4TDI/1,9SDI

1,4
1,4D/1,9D

09/2002 -

FOX (5Z1)

1,2/1,4 1,4TDI

1,2/1,4
1,4D

10/2003 -

VERGLEICH-NR.
CROSS-REF.-NO.

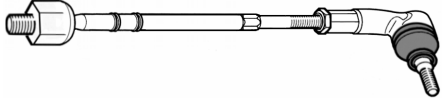
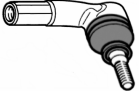






HEYD-NR.

BENENNUNG / ABMESSUNG
DESCRIPTION / DIMENSION

EINBAU
POSITION

BILD
FIGURE

SERVOLENKUNG / POWER STEERING SMI KOYO

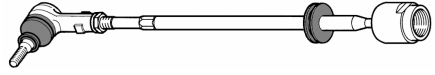

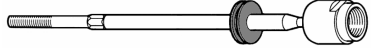
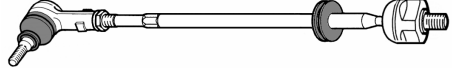




6Q0 423 804 C/G	A 03.56	Axialspurstange, verstellbar Axial tie rod, adjustable	R ⇨	
6Q0 423 812 C/D 6Q0 419 812 C	A 03.60	Spurstangengel.Innengew. Tie rod end, internal thread M14x1,5 RH, K14	R ⇨	
6Q0 423 810 C/G	V 08.53	Axialgelenk Axial joint M14x1,5	L+R ⇨ ⇨	
6Q0 407 151 D/E	A 03.80	Querlenker mit Gummilager. Control arm with bushing Vorderachse, front axle	L+R ↓	
6Q0 407 365 B/M 6Q0 407 365 A	A 03.96	Traggelenk Vorderachse Suspension joint, front axle	L ↓	
6Q0 407 366 B/M 6Q0 407 366 A	A 03.97	Traggelenk Vorderachse Suspension joint, front axle	R ↓	
6Q0 411 315 F 6Q0 411 315 D 6Q0 411 315 C	A 03.45	Koppelstange Vorderachse Stabiilizer link front axle	L+R ↗↘ 	

VOLKSWAGEN

SCIROCCO (53B) COUPE
1,3/1,5/1,6/1,8/1,816V

Ltr. 1,1/1,3/1,5/1,6

Baujahr
Year 08/1980 - 07/1992

VERGLEICHS-NR. CROSS-REF.-NO.	HEYD-NR.	BENENNUNG / ABMESSUNG DESCRIPTION / DIMENSION	EINBAU POSITION	BILD FIGURE
<i>MANUELLE LENKUNG / MANUAL STEERING</i>				
171 419 804 A	V 11.51	Axialspurstange, verstellbar Axial tie rod, adjustable L= 339 mm	L+R ⇔⇔	
171 419 812	V 11.71	Spurstangengel. Innengew. Tie rod end, internal thread M14x1,5 RH	L+R ⇔⇔	
171 419 821 A	V 11.72	Axialgelenk Axial joint M14x1,5 RH	L+R ⇔ ⇔	
<i>SERVOLENKUNG / POWER STEERING</i>				
175 422 803 155 422 803	V 11.56	Axialspurstange, verstellbar Axial tie rod, adjustable	L+R ⇔⇔	
171 419 812	V 11.71	Spurstangengel. Innengew. Tie rod end, internal thread M14x1,5 RH, K14 L= 74 mm	L+R ⇔⇔	
171 407 153 D	V 11.96	Querlenker mit Gummilager. Control arm with bushing Vorderachse, front axle	L+R ⇔⇔	
171 407 365C/D	V 11.91	Traggelenk Vorderachse Suspension joint, front axle Ø15 mm	L+R ↓	
<i>AB/FROM FG-NR./CH-NO. 538-2028-903</i>				
171 407 365F/G	V 11.92	Traggelenk Vorderachse Suspension joint, front axle Ø17 mm	L+R ↓	

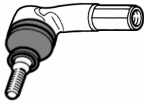
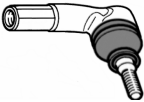
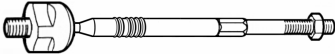



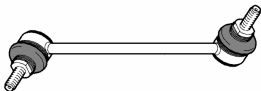
VOLKSWAGEN

VOLKSWAGEN

SCIROCCO **COUPE**
1,4TSI/2,0TSI/ 2,0TDI

Ltr. 1,4/2,0
2,0D

Baujahr 09/2002 -
Year

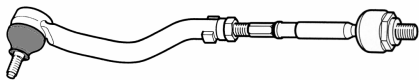

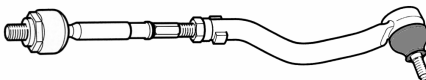

VERGLEICHS-NR. CROSS-REF.-NO.	HEYD-NR.	BENENNUNG / ABMESSUNG DESCRIPTION / DIMENSION	EINBAU POSITION	BILD FIGURE
1K0 423 811 E/F	A 03.33	Spurstangengel. Innengew. Tie rod end, internal thread M16x1,5 RH	L ⇐	
1K0 423 812 E/F	A 03.32	Spurstangengel. Innengew. Tie rod end, internal thread M16x1,5 RH	R ⇨	
1K0 423 810 A	A 03.34	Axialgelenk Axial joint M16x1,5 RH	L+R ⇨ ⇐	
1K0 407 365 C/E	A 03.93	Traggelenk Vorderachse Suspension joint, front axle	L ↓	
1K0 407 366 C/E	A 03.92	Traggelenk Vorderachse Suspension joint, front axle	R ↓	
1K0 411 315 B/D	A 03.49	Koppelstange Vorderachse Stabiliizer link front axle	L+R ↗ ↘ 	

VOLKSWAGEN

SHARAN (**7M8,7M9,7M6**) **GROSSRAUMLIMOSINE**
1,8T20V/2,0/2,8V624V/4motion/2,8VR6/Syncro
1,9TDI/1,9TDI 4motion/2,0TDI

Ltr. 1,8/2,0/2,8
1,9TDI

Baujahr 05/1995 -
Year

VERGLEICHS-NR. CROSS-REF.-NO.	HEYD-NR.	BENENNUNG / ABMESSUNG DESCRIPTION / DIMENSION	EINBAU POSITION	BILD FIGURE
7M3 422 803 7MO 422 803 F/G 1 020 497	V 53.51	Axialspurstange, verstellbar Axial tie rod, adjustable M14x1,5,	L ⇐	
7MO 422 817 A/B 1092 380	V 53.71	Spurstangengel. Innengew. Tie rod end, internal thread M14x1,5 RH, K16	L ⇐	
7M3 422 804 7MO 422 804 F/G 1 020 496	V 53.52	Axialspurstange, verstellbar Axial tie rod, adjustable M14x1,5,	R ⇨	
7MO 422 818 A/B 1 092 377	V 53.72	Spurstangengel. Innengew. Tie rod end, internal thread M14x1,5 RH, K16	R ⇨	

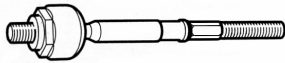




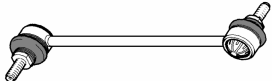
FORTSETZUNG / CONTINUATION (1)

VOLKSWAGEN

SHARAN (7M8,7M9, 7M6) GROSSRAUMLIMOSINE
1,8T20V/2,0/2,8V624V/4motion/2,8VR6/Syncro
1,9TDI/1,9TDI 4motion/2,0TDI

Ltr. 1,8/2,0/2,8
1,9TDI

Baujahr 05/1995 -
Year

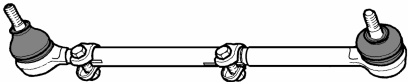

VERGLEICHS-NR. CROSS-REF.-NO.	HEYD-NR.	BENENNUNG / ABMESSUNG DESCRIPTION / DIMENSION	EINBAU POSITION	BILD FIGURE
7M0 422 807 G 7M0 422 821 F	V 53.53	Axialgelenk Axial joint M14x1,5 RH	L+R ⇔ ⇐	
7M0 407 151 B	V 53.93	Querlenker mit Gummilager. Control arm with bushing Vorderachse, front axle	L ↓	
7M0 407 152 B	V 53.94	Querlenker mit Gummilager. Control arm with bushing Vorderachse, front axle	R ↓	
7M3 407 365 A 7M0 407 365 A 7 200 946	V 53.90	Traggelenk Vorderachse Suspension joint, front axle	L+R ↓	
7M3 411 317 7M0 411 317 C/B 1 009 591 1 361 653	V 53.41	Koppelstange Vorderachse Stabilizer link front axle	L+R ⇐⇓ 	

VOLKSWAGEN

TARO PICK-UP
1,8/2,2/2,4i 4x4
2,4D/2,4D 4x4

Ltr. 1,8/2,2/2,4
2,4D

Baujahr 04/1989 - 03/1997
Year

VERGLEICHS-NR. CROSS-REF.-NO.	HEYD-NR.	BENENNUNG / ABMESSUNG DESCRIPTION / DIMENSION	EINBAU POSITION	BILD FIGURE
J45 460 392 15	V 49.50	Spurstange, verstellbar Tie rod, adjustable	L+R ⇐⇓	
J45 046 391 65	V 49.70	Spurstangengelenk. Tie rod end. M17x1,5 LH	L ⇐	

VOLKSWAGEN

FORTSETZUNG / CONTINUATION

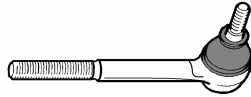


VOLKSWAGEN

TARO PICK-UP

Ltr. 1,8/2,2/2,4i/2,4D/2,4D4x4

Baujahr 04/1989 - 03/1997
Year



VERGLEICHS-NR. CROSS-REF.-NO.	HEYD-NR.	BENENNUNG / ABMESSUNG DESCRIPTION / DIMENSION	EINBAU POSITION	BILD FIGURE
J45 406 391 15	V 49.72	Spurstangengelenk. Tie rod end. M17x1,5 RH	R ⇨	
J43 330 392 95	V 49.90	Führungsgelenk Suspension joint	L+R ↓	
J43 350 390 75	V 49.91	Traggelenk Vorderachse Suspension joint, front axle	L+R ↑	

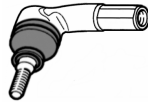
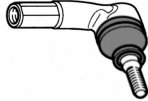
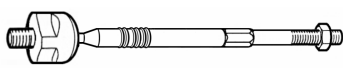
VOLKSWAGEN







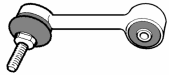
TIGUAN GELÄNDEWAGEN

1,4TSI/2,0TFSI
2,0TDI

Ltr. 1,4/2,0
2,0D

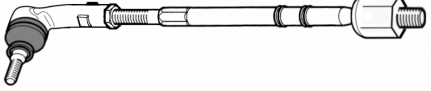

Baujahr 09/2007 -
Year

VERGLEICHS-NR. CROSS-REF.-NO.	HEYD-NR.	BENENNUNG / ABMESSUNG DESCRIPTION / DIMENSION	EINBAU POSITION	BILD FIGURE
1K0 423 811 E/F	A 03.33	Spurstangengel. Innengew. Tie rod end, internal thread M16x1,5 RH,	L ⇐	
1K0 423 812 E/F	A 03.32	Spurstangengel. Innengew. Tie rod end, internal thread M16x1,5 RH	R ⇨	
1K0 423 810A	A 03.34	Axialgelenk Axial joint M16x1,5 RH	L+R ⇨ ⇐	

VERGLEICHS-NR. CROSS-REF.-NO.	HEYD-NR.	BENENNUNG / ABMESSUNG DESCRIPTION / DIMENSION	EINBAU POSITION	BILD FIGURE
3C0 407 151 A/C	V 18.80	Querlenker mit Gummilager. Control arm with bushing Vorderachse, front axle	L+R ↓	
1K0 407 365 C/E	A 03.93	Traggelenk Vorderachse Suspension joint, front axle	L ↓	
1K0 407 366 C/E	A 03.92	Traggelenk Vorderachse Suspension joint, front axle	R ↓	
1K0 411 315 J 1K0 411 315 B/D	A 03.49	Koppelstange Vorderachse Stabilizer link front axle	L+R ↔↗ 	
1K0 505 465 J/K	A 03.50	Koppelstange Hinterachse Stabilizer link rear axle	L+R ↔↘ 	

VOLKSWAGEN

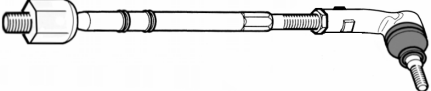
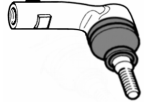










TOUAREG (7LA)GELÄNDEWAGEN
3,2V6/3,6V6FSI/4,2V8/4,2V8FSI/6,0W12
2,5R5TDI/3,0V6TDI/5,0V10TDI/5,0R50TDI

VERGLEICHS-NR. CROSS-REF.-NO.	HEYD-NR.	BENENNUNG / ABMESSUNG DESCRIPTION / DIMENSION	EINBAU POSITION	BILD FIGURE
7L0 422 803 C	V 49.53	Axialspurstange, verstellbar Axial tie rod, adjustable	L ↔	
7L0 422 817 C/B 955 347 131 20	V 49.75	Spurstangengel. Innengew. Tie rod end, internal thread	L ↔	

TOUAREG (7LA)GELÄNDEWAGEN
 3,2V6/3,6V6FSI/4,2V8/4,2V8FSI/6,0W12
 2,5R5TDI/3,0V6TDI/5,0V10TDI/5,0R50TDI

Ltr. 3,2/3,6/4,2/6,0
 2,5D/3,0D/5,0D

Baujahr 10/2002 -
 Year

VERGLEICHS-NR. CROSS-REF.-NO.	HEYD-NR.	BENENNUNG / ABMESSUNG DESCRIPTION / DIMENSION	EINBAU POSITION	BILD FIGURE
7L0 422 804 C	V 49.54	Axialspurstange, verstellbar Axial tie rod, adjustable	R ⇒	
7L0 422 818 C/B 955 347 132 10	V 49.76	Spurstangengel. Innengew. Tie rod end, internal thread M16x1,r RH	R ⇒	
7L0 422 821	V 49.77	Axialgelenk Axial joint	L+R ⇒ ⇐	
7L0 407 021 A	V 49.83	Querlenker mit Gummilager. Control arm with bushing Vorderachse, front axle	L+R ↑	
7L0 407 151 C/E	V 49.81	Querlenker mit Gummilager. Control arm with bushing Vorderachse, front axle	L ↓	
7L0 407 152 C/E	V 49.82	Querlenker mit Gummilager. Control arm with bushing Vorderachse, front axle	R ↑	
7L0 411 317	V 49.41	Koppelstange Vorderachse Stabilizer link front axle	L+R ↗↘ 	
7L0 505 465 A/B 955 333 069 10	V 49.42	Koppelstange Hinterachse Stabilizer link rear axle	L ↗ 	
7L0 505 466 A/B 955 333 070 10	V 49.43	Koppelstange Hinterachse Stabilizer link rear axle	R ↘ 	







FORTSETZUNG / CONTINUATION

VOLKSWAGEN

TOUAREG (7LA)GELÄNDEWAGEN
3,2V6/3,6V6FSI/4,2V8/4,2V8FSI/6,0W12
2,5R5TDI/3,0V6TDI/5,0V10TDI/5,0R50TDI

Ltr. 3,2/3,6/4,2/6,0
2,5D/3,0D/5,0D

Baujahr 10/2002 -
Year


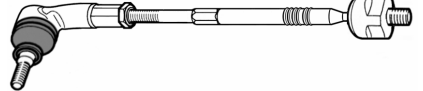

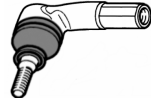

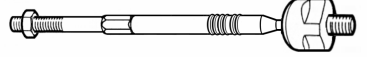

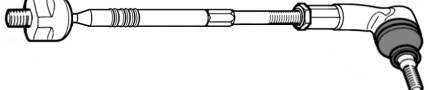

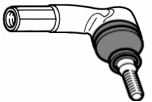


VERGLEICHS-NR. CROSS-REF.-NO.	HEYD-NR.	BENENNUNG / ABMESSUNG DESCRIPTION / DIMENSION	EINBAU POSITION	BILD FIGURE
<i>AB/FROM FG-NR. 7L-7-060623</i>				
7L0 505 465 C/D	V 49.44	Koppelstange Hinterachse Stabilizer link rear axle	L  	
7L0 505 466 C/D	V 49.45	Koppelstange Hinterachse Stabilizer link rear axle	R  	

VOLKSWAGEN

TOURAN (1T1,1T2) GROSSRAUMLIMOUSINE
1,4FSI/1,4TSI/1,6/1,6FSI/2,0FSI
1,9TDI/2,0TDI/2,0TDI16V

Ltr. 1,4/1,6/2,0
1,9D/2,0D

Baujahr 02/2003 -
Year

VERGLEICHS-NR. CROSS-REF.-NO.	HEYD-NR.	BENENNUNG / ABMESSUNG DESCRIPTION / DIMENSION	EINBAU POSITION	BILD FIGURE
	A 03.31	Axialspurstange, verstellbar Axial tie rod, adjustable	L 	
1K0 423 811 E/F	A 03.33	Spurstangengel. Innengew. Tie rod end, internal thread M16x1,5 RH	L 	
1K0 423 810 A	A 03.34	Axialgelenk Axial joint M16x1,5	L+R 	
	A 03.30	Axialspurstange, verstellbar Axial tie rod, adjustable	R 	
1K0 423 812 E/F	A 03.32	Spurstangengel. Innengew. Tie rod end, internal thread M16x1,5 RH	R 	
1K0 423 810 A	A 03.34	Axialgelenk Axial joint M16x1,5	L+R 	


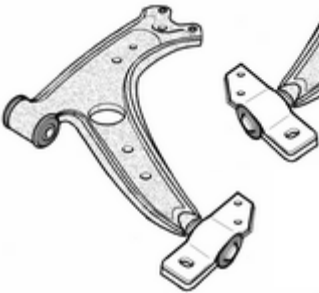






FORTSETZUNG / CONTINUATION

VOLKSWAGEN

TOURAN (1T1,1T2) GROSSRAUMLIMOUSINE
 1,4FSI/1,4TSI/1,6/1,6FSI/2,0FSI
 1,9TDI/2,0TDI/2,0TDI16V

Ltr. 1,4/1,6/2,0
 1,9D/2,0D

Baujahr 02/2003 -
 Year

VERGLEICHS-NR. CROSS-REF.-NO.	HEYD-NR.	BENENNUNG / ABMESSUNG DESCRIPTION / DIMENSION	EINBAU POSITION	BILD FIGURE
1K0 407 151 P/Q	A 03.83	Querlenker Vorderachse Control arm front axle Stahl / Steel	L ↓	
1K0 407 152 P/Q	A 03.84	Querlenker Vorderachse Control arm front axle Stahl / Steel	R ↓	
1K0 407 151 M/R	A 03.85	Querlenker Vorderachse Control arm front axle Grauguß / Grey cast iron	L ↓	
1K0 407 152 M/R	A 03.86	Querlenker Vorderachse Control arm front axle Grauguß / Grey cast iron	R ↓	
1K0 407 365 C/E	A 03.93	Traggelenk Vorderachse Suspension joint, front axle	L ↓	
1K0 407 366 C/E	A 03.92	Traggelenk Vorderachse Suspension joint, front axle	R ↓	
1K0 411 315 B/D	A 03.49	Koppelstange Vorderachse Stabiliizer link front axle	L+R ↻ ↺ 	
1K0 505 465 J/K	A 03.50	Koppelstange Hinterachse Stabiliizer link rear axle	L+R ↻ ↺ 